

State of Minnesota
Department of Public Safety

Highway Safety Plan

Federal Fiscal Year 2016

Prepared for:
U. S. Department of Transportation
National Highway Traffic Safety Administration

Prepared by:
Minnesota Department of Public Safety
Office of Traffic Safety

July 1, 2015

Table of Contents

Introduction

Toward Zero Deaths Program.....	2
Diagram of the Planning Process	3
Organizational Structure	4
Mission Statement	5

Performance Plan

Purpose	6
Vision.....	6
Vision Components.....	6
Sources of Data	8
Trends.....	9
• Demographic	9
• Seat Belt Use.....	10
• Deaths and Serious Injuries.....	11
• Impaired Driving	12
• Race and Hispanic Origin.....	15
Problems Identified from Trends	16
Performance Measures.....	18
Targets.....	21

Process Description

Problem Identification Process	23
--------------------------------------	----

Services.....	25
Project Selection.....	26
• Direct Community Support	26
• Indirect Community Support.....	27
Risk Assessment, Monitoring and Project Support.....	28
Mobilizations and Crackdowns.....	29
Strategic Highway Safety Plan and Focus Areas	29
Project Development.....	31
Gathering Input from Partners.....	32
Method for Selecting Projects	34

Critical Plans

Media Plan.....	36
Evidence Based Enforcement Plan.....	50
• Enforcement Philosophy	50
• Crash Data and Selecting Grantees	50
• Required Officer Training	51
• Law Enforcement Liaisons	51
• One Grant Per Agency	52
• DDACTS	52
• High Visibility DWI Enforcement.....	52
• The Basic Grant and Enforcement Calendar.....	53
• Law Enforcement Recognition.....	54
• E-Charging.....	55
• ROAR and Continuous Follow Up for Grants	56

Highway Safety Plan Program Areas and Strategies

Introduction.....	57
About Project Descriptions	58
15-01 Planning and Administration.....	59
15-02 Occupant Protection Projects.....	62
15-03 Impaired Driving Projects.....	74
15-04 Police Traffic Projects.....	98
15-05 Traffic Records Projects	107
15-06 Community Program Projects.....	118
15-07 Motorcycle Safety Projects.....	132
15-09 Roadway Safety Projects	138
Attachment 1: Population Projections by Age and Gender	142
Attachment 2: Calculating Targets	143
Attachment 3: Example of Grids	149
Attachment 4: Maintenance of Effort	151
Appendix A. State Certifications and Assurances	152
Signature	161
<i>217 HSP-1 from GTS</i>	162

Minnesota's Highway Safety Plan: Federal Fiscal Year 2016

Introduction

The Office of Traffic Safety (OTS) in the Minnesota Department of Public Safety (DPS) administers federal funds provided by the National Highway Traffic Safety Administration (NHTSA) under the State and Community Highway Safety Program (Public Law 89-564). The funds are used to change driver behavior by enforcing traffic laws; making the public aware of the dangers of crashes and the likelihood of receiving a ticket, and the best ways to reduce their risk; and leading or assisting state, county, and community efforts to improve traffic safety. In addition, OTS analyzes crash data, identifies at-risk populations, seeks out or crafts programs to reduce the risks, and evaluates the success of various traffic safety programs.

One of the requirements associated with managing the State and Community Highway Safety Program is to prepare an annual plan that describes the projects to be funded in the coming year. Strategic planning techniques (clarifying the program's mission and goals, setting measurable objectives, identifying problems, developing strategies, and evaluating the program's progress towards the goals) have been used to develop the plan for more than three decades. The performance plan, process description, other required plans, and program areas sections of this Highway Safety Plan (see <https://dps.mn.gov/divisions/ots/reports-statistics/Documents/2015-hsp.pdf>) report the required goals we have set for our program, and the strategies, tactics, and projects we intend to implement during Federal Fiscal Year 2016 with the NHTSA funding as well as any other funding of which we are aware.

The OTS collaborates with other divisions in DPS, other state agencies, county and local units of government, as well as private organizations, industry, academia, and advocates to improve traffic safety throughout Minnesota. We communicate with and disseminate information to our partners throughout the state, colleagues in others states, and federal agencies. The federal funds allow us to implement traffic safety countermeasures and programs and to support innovative technological solutions to a variety of traffic safety problems – from equipment for law enforcement, to data system linkages, and beyond. Finally, we see ourselves as sound stewards of public funds, seeking to invest in programs that will reduce not only the economic cost of crashes in Minnesota (estimated for 2014 to be nearly \$1.5 billion) but also the emotional toll on families of crash victims.

Toward Zero Deaths Program

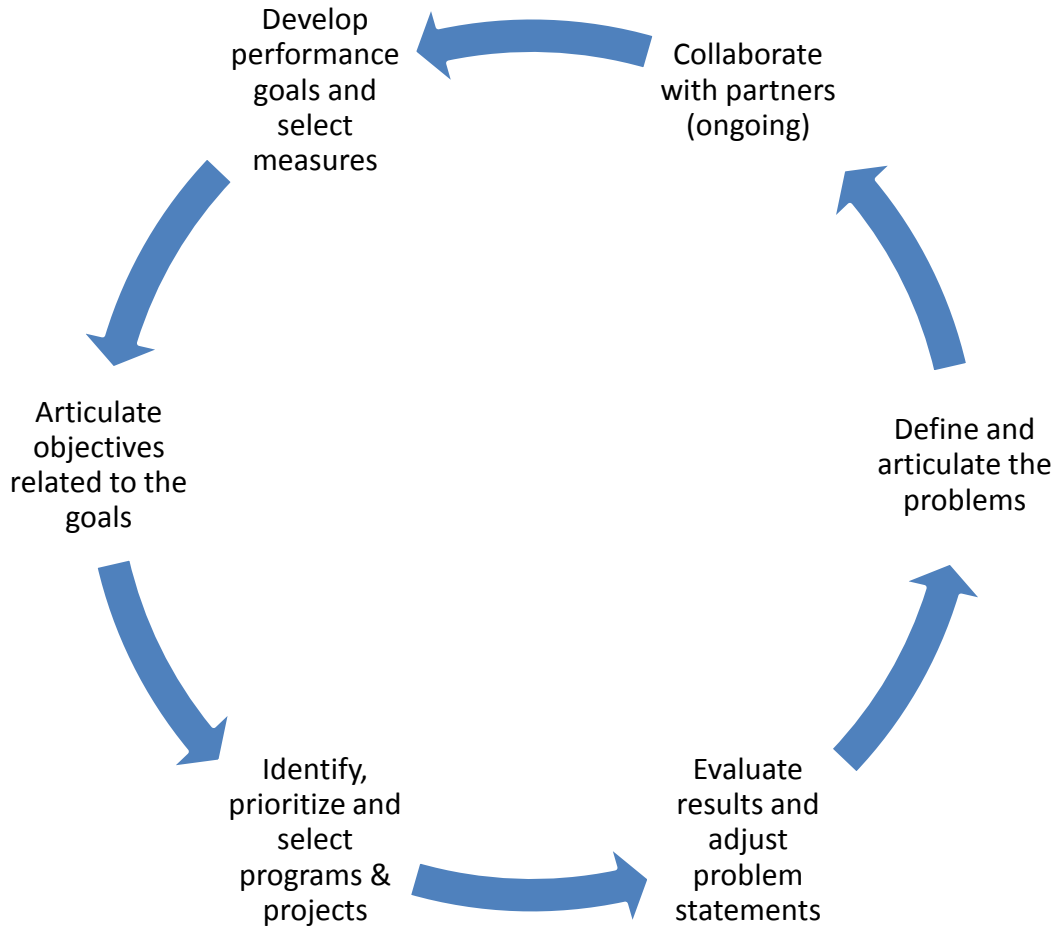
In 2001, the Minnesota Departments of Public Safety and Transportation collaborated on a conference called *Toward Zero Deaths*. The most significant results of that conference were an improved understanding between the two agencies of the shared roles we play in decreasing deaths and severe injuries and a desire to work together more closely. We came to the realization that we share the same goals for traffic safety and we will reach those goals more certainly and quickly if we work closely together. Soon thereafter, the Minnesota Department of Health was added as a full partner. Since 2003, the Toward Zero Deaths (TZD) partners have been collaborating on some projects and routinely meeting and sharing information. A Comprehensive Highway Safety Plan, spearheaded by MnDOT, was written in 2006; in 2007 that plan was updated into the MnDOT Strategic Highway Safety Plan (SHSP). OTS's primary goals and strategies have been largely incorporated into the SHSP. An update to the SHSP began under MnDOT's leadership in 2013 and was completed in 2014. MnDOT has sought participation in the update by a wide variety of stakeholders and interested persons.

In 2010, the TZD leadership team developed a strategic direction one pager with a mission, a vision, and three different goals and basic strategies to use to obtain them. The team has continued to update the strategic directions; marking items as completed and adding new items. Elements of the TZD Strategic Direction are addressed in appropriate sections that follow. Of course, the 2016 Minnesota Highway Safety Performance Plan (HSP) and the OTS office's work, concentrate solely on solutions to poor driver behaviors and decisions. However, the OTS does have an increasingly system-wide understanding of traffic safety problems.

The TZD (see <http://www.minnesotatzd.org/>) is an informal umbrella program, under which everyone working on traffic safety can join together. The TZD sponsoring partners (the Departments of Public Safety, Health, and Transportation) and the TZD program have received two international awards. Current TZD program goals are fewer than 300 deaths and 850 serious injuries by 2020. These two goals are the same for OTS as they are for MnDOT and the general TZD program.

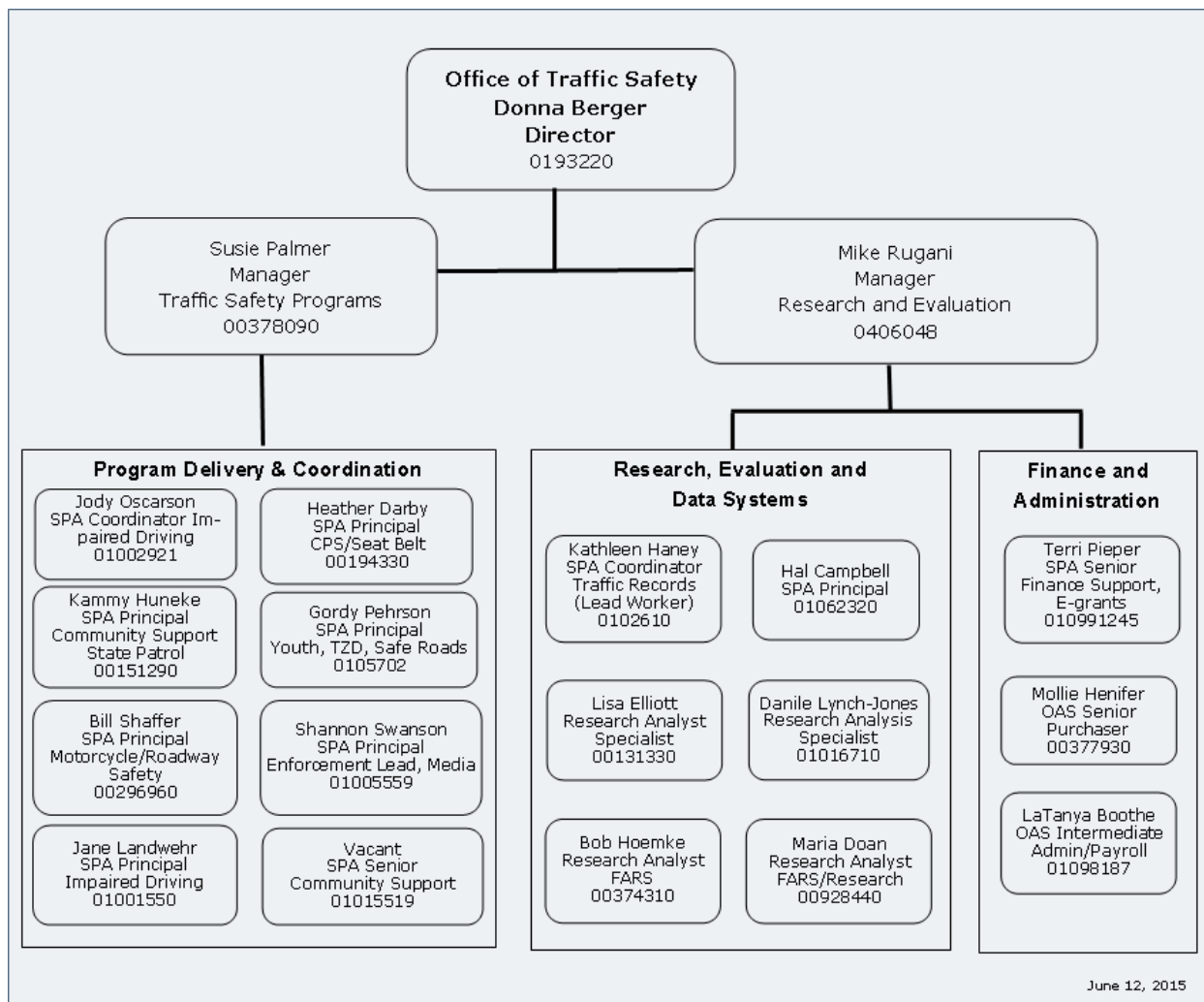
Diagram of the Planning Process

At any point in time the OTS is planning, evaluating, and administering projects in at least two federal years. The planning process has no distinct beginning or ending as shown in the following diagram.



Organizational Structure

The Office of Traffic Safety is a division of the Department of Public Safety. The Commissioner of Public Safety holds a cabinet level position. The OTS was re-structured and re-organized in 2011 and presently consists of the Director; a Traffic Safety Programs Manager; a Research and Evaluation Manager; two support staff positions; four research positions (including the FARS analyst); and eleven “coordinator” positions at three different classification levels. The classification titles for the coordinators are State Program Administrator, Coordinator; State Program Administrator, Principal; and State Program Administrator, Senior. At the time of the submission of this Highway Safety Plan only one position, with the suggested classification of state program administrator senior, is not filled. This opening should be filled before the actual start of the 2016 federal year.



Mission Statement

The mission of the Office of Traffic Safety is:

To prevent traffic deaths and serious injuries by changing human behavior in Minnesota through policy development and support, stakeholder engagement, program delivery leadership, and research and evaluation.

The umbrella campaign under which OTS' efforts are conducted is called *Toward Zero Deaths (TZD)*. In addition to the OTS and Minnesota State Patrol efforts within Public Safety to improve the roadway behavior, TZD encompasses roadway engineering strategies by MnDOT, as well as, prevention, hospital and trauma oversight by the Department of Health, and initial medical response from Emergency Medical Services. In addition, courts and the media impact traffic safety in significant manners. OTS is mindful that fulfilling the mission will take concentrated and coordinated efforts by a large number of traffic safety agents, each working within their own sphere of influence.

The mission statement for the wider TZD effort is:

To create a culture for which traffic fatalities and serious injuries are no longer acceptable through the integrated application of education, engineering, enforcement, and emergency medical and trauma services. These efforts will be driven by data, best practices and research.

Performance Plan

Annually, Minnesota's Department of Public Safety (DPS), Office of Traffic Safety (OTS) prepares this Highway Safety Plan to describes how Minnesota will use the federal funding from the National Highway Traffic Safety Administration/U.S. Department of Transportation under the State and Community Highway Safety Program. The plan also includes descriptions of related state and other federal programs conducted by and with the OTS. The Highway Safety Plan includes information on projects for the special funding areas under Section 405 of MAP 21 and any remaining older funds under SAFETEA LU. The 405 Application Sections for 2016 are a continuation of this document after the traditional HSP sections; however, they are also designed to stand on their own for NHTSA headquarters review use.

This document serves several purposes. First, it meets the requirements of the State and Community Highway Safety Program for states to receive NHTSA funds. Second, it summarizes the identified traffic safety trends and problems, and the current efforts to reduce or eliminate those problems. Finally, it provides a landscape within which other traffic safety programs (supported with federal, state, local, or private funds) can find perspective and connection.

Purpose

In an average year, 400 people are killed and 30,000 are injured in Minnesota alone. The purpose of the State and Community Highway Safety Program is to protect families by reducing the number of deaths and injuries (with a special interest in and focus on severe injuries) that occur on public streets and highways.

Vision

Everything done by OTS and all the programs supported by OTS are designed to reduce the number of people killed in traffic crashes to zero. Related to this is the desire to minimize the number of severe injuries that occur in traffic crashes.

The vision of the wider TZD effort is "to reduce fatalities and serious injuries on Minnesota's roads to zero."

Vision Components

Turning the OTS vision into reality will take more than hard work by the staff of OTS. It will take the collaborative efforts of traffic safety agents at all levels of government, a dedication to traffic safety and personal responsibility by individuals throughout Minnesota, and a renewed commitment to excellence in all of our programs. The following six components must be in place to change the culture and ultimately accomplish our mission and achieve the long-term vision of zero traffic fatalities in Minnesota:

1. **Informed Public:** A well-informed populace that sees traffic safety as an important health issue, supports traffic safety legislation and enforcement, and understands the benefits of driving safely and the dangers of not doing so is valued. The public perception that traffic violations are likely to result in negative consequences (arrests, citations, fines, and injuries) is also a component. Creative, persistent media and public information efforts to keep the public informed are part of the solution.
2. **Safety Partnerships:** Supporting and working alongside of traffic safety and injury prevention groups, organizations, and agencies that share the vision is a priority. Activities that enrich partnerships and contribute to an increased sense of community are valued.
3. **Efficient/Effective Traffic Law Enforcement:** Law enforcement agencies working on traffic safety need various types of support to be effective and efficient. A well-trained and well-equipped enforcement community that is motivated to enforce traffic safety laws, has the time available to do so, and is able to support their actions successfully when testifying in court, is necessary for success. Collaborative, planned efforts by multiple agencies working together are valued, as are efficient law enforcement procedures that allow officers to be quickly back on the road after making an arrest.
4. **Improved Data and Records:** The problem identification process, and project and target group selection, relies on support and improvement of the crash database and linkages to other data systems. Support of the fiscal and administrative systems and procedures insures confidence in the accuracy of the claims, vouchers, and fiscal reports.
5. **Well-managed/Innovative/Proactive Projects:** Work continues with strategies and countermeasures that have proven effective; continually improving them and their effectiveness. Identification of new approaches and solutions to seemingly intractable problems and quick and appropriate reactions to emerging traffic safety problems are also needed. A well-trained OTS staff of dedicated traffic safety professionals, and data systems that provide us with the information needed to identify problems and confidently make and carry out plans is valued.
6. **Customer Service and Communication:** Products and services to citizens, agencies, and organizations need to be high quality and useful; products and services should also try to anticipate the needs of customers. Information requests must be answered quickly and accurately. A key value is outstanding communication within OTS, within DPS, with our partners, with the media, and with our customers.

The TZD program values are: continuous improvement, engaged partners and evidence-based approaches. The OTS shares those values.

Sources of Data

Minnesota uses a wide variety of sources of data when identifying goals, as well as, problems and strategies likely to be effective in combatting them. The following chart lists types of data sources commonly used. Multiple years are used whenever possible. With the exception of the NHTSA publication (*Countermeasures That Work*), the data used is specific to Minnesota.

Type of Data	Provider/Owner of Data
Crash Records	Minnesota Department of Public Safety (DPS/Driver and Vehicle Services-DVS)
FARS	National Highway Traffic Safety Administration (NHTSA)
Telephone Surveys of Attitudes and Knowledge	Corona Inc. for DPS/OTS
Observational Studies of Seat Belt Use	Various contractors for DPS/OTS
Evaluations of Specific Projects	DPS and Various contractors for DPS/OTS
Project Reports	Project Directors and OTS Staff for DPS/OTS
Citations and Convictions	State Court Administration and Project Directors
CODES	Minnesota Department of Health (DOH)
DWI Offender	DPS (from DVS' Driver's License Data Base)
Occupation, Cause of Death	County Coroner's Reports of Death
Vehicles Miles Traveled	Minnesota Department of Transportation (MnDOT)
Population	Minnesota State Demographer
Ambulance run reports	EMS Regulatory Board
Crash Location Mapping	MnDOT
Attendee Evaluations	Students and Conference Attendees at DPS/OTS sponsored events
Motorcycle Rider Survey	DPS/OTS
Tribal Boundaries	MnDOT
2014 SHSP Focus Areas	MnDOT SHSP
2013 Countermeasures That Work	NHTSA

Trends

Sometimes traffic safety trends are not easily seen or forecast; however, the crash data itself always provides insights. For example, in the past ten years (2005-2014) Minnesota has seen two years (2007 and 2012) where the number of persons killed actually increased slightly. However, during the ten year time frame mentioned, Minnesota has experienced an average decrease in fatalities of 4.0% every year. Similarly, there were three years (2005, 2007, and 2011) during which the number of fatalities that were alcohol-related (at least one driver, pedestrian, or bicyclist had consumed any amount of alcohol) also increased. However, overall since 2005, the number of alcohol-related fatalities in Minnesota has decreased 7% annually.

As a general rule, the economic impact of traffic crashes increases each year; which is not surprising considering the annual rise in health care costs. The National Safety Council's estimate of the cost of a traffic fatality was \$1,500,000 in 2014. The costs associated with all traffic crashes in Minnesota rose to an all-time high in 2004 when they were estimated to be \$1.769 billion. Since that time, the estimate has gone up a little one year and down a little the next; in 2014 it was estimated to be \$1.604 billion.

The primary seat belt and booster seat laws have given Minnesota its highest occupant restraint usage rate in history; based upon the NHTSA-approved observational survey it is now 95%. As restraint use by motor vehicle occupants increased in Minnesota starting in the early 1980's, the number of killed occupants has decreased dramatically. Forty years ago, about 700 motor vehicle occupants died each year in Minnesota. In 2014, a total of only 278 occupants were killed.

Demographical Trends

All of the information in this section is from the website of the Minnesota State Demographic Center (see: <http://mn.gov/admin/demography/>); the most recent information presented is for 2013. A table showing population projections by age and gender is included as Attachment 1.

Minnesota's population is projected to grow by seven percent from 2013 through 2020. Traffic safety trends will be dependent, in part, on where that growth occurs in the state and which cohorts increase or decrease.

Although the majority of crashes occur in the metropolitan areas of the state (regardless of how metropolitan is defined), the large majority of the specific crashes with which OTS is concerned – the most severe ones resulting in deaths or serious injuries – occur outside of the metropolitan areas. Since metro areas are projected to increase in population at nearly twice the rate of non-metro areas (10% vs. 6%, respectively), fewer deaths and severe injuries relative to overall population size are expected by 2020.

In the coming decade, other demographic trends also bode well for traffic safety. The number of those in the inexperienced driver category (15-19 year olds) is projected to decrease six percent from 2013 to 2020; generally speaking, with fewer teens driving fewer deaths are expected. Other favorable demographics include the number of Minnesotans in their early 20's (21-25 year olds), who typically

receive the highest number of DWIs, are least likely to buckle up, and mostly likely to be killed or seriously injured is also projected to decrease from 2013 to 2020 by five percent. Moreover, with the continuing aging of the “baby boomers”, the age group least associated with risky driving behavior (35-64 year olds) and correspondingly least likely to be involved in crashes, is projected to increase by only one percent by 2020, representing a somewhat smaller portion of the total population by the end of the decade (40 percent in 2013 versus 38 percent in 2020). This smaller percentage of the safest drivers does not bode well for crash statistics in the coming years.

The severity of injuries and the likelihood of crashes increases as people pass the age of 80; the number of Minnesotans over 80 years of age is projected to increase eight percent by 2020. Along with the gradually aging population, deaths and severe injuries are generally expected to rise since older people are, on the whole, more fragile and it is more difficult for them to recover from crash injuries. However, given that the over 85 age group will still only represent four percent of the overall Minnesotan population by 2020, there will likely be no proportional increase in deaths and severe injuries relative to population size due to this cohort for the next decade.

Two final trends for the next decade worth noting: Minnesotans aged 25 to 34 will remain relatively constant. The majority of the persons those ages, especially the unmarried males, are at high risk for crashes. Minnesotans aged 65 and above will be the cohort most responsible for the increase in population; by 2020 they will increase by 33 percent over 2013.

Seat Belt Use

Seat belt use as identified in the 2014 crash database for all levels of injury shows the southeast region had the highest use; with 87% of those killed or injured wearing a seat belt at the time of the crash. The western counties bordering the Dakotas continue to have the lowest belt use of vehicle occupants killed or injured in crashes; only 71% in the northwest region and only 80% in the southwest region were known to be belted at the time of the crash.

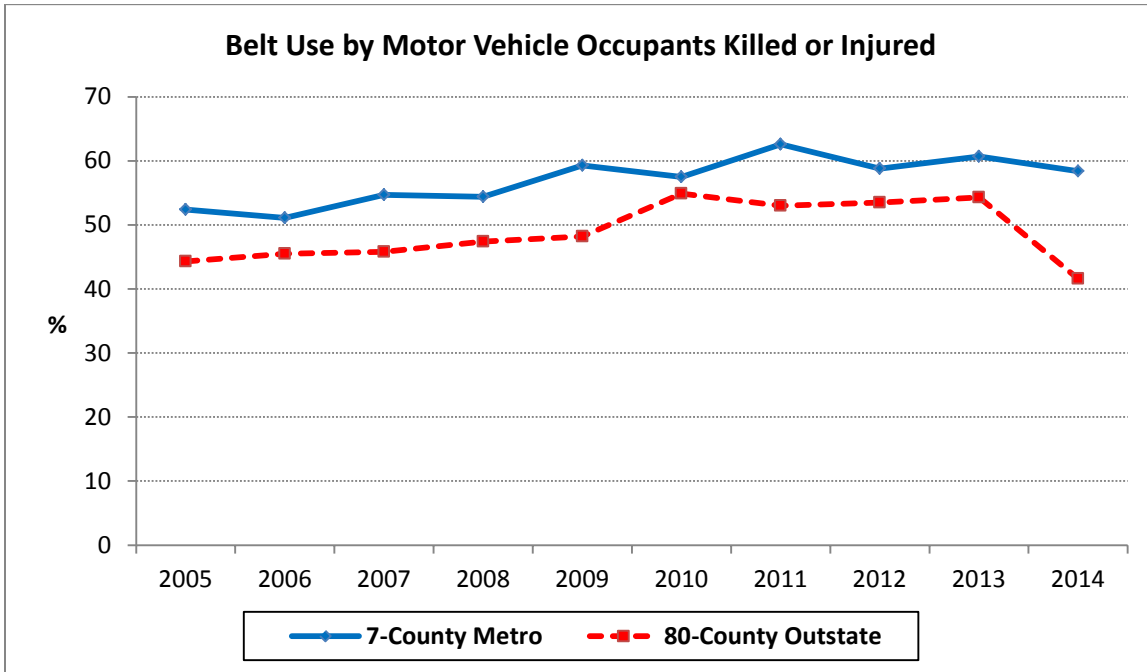
In the past decade the number of motor vehicle occupant children under the age of 10 who were killed or severely injured in crashes has decreased by 19 percent (from 37 in 2005 to 30 in 2014). The number of ‘tweens and teens, ages 10 through 19, who were killed or severely injured decreased 70% (from 363 to 108 during those same years). Increased passenger protection use, as well as strengthened graduated driver license laws, have been significant factors in those successes.

Seat belt use rates of those killed or injured by roadway type is lowest on township roads (68%) and highest on interstates (92%). Seat belt use by those killed in alcohol-related crashes in 2014 was only 52%. These relationships have remained fairly constant over the years.

In the past ten years the gap between seat belt use of those killed or severely injured in the seven county metropolitan area and the other 80 counties in the state has been about 8 percentage points. As

shown by the graph on the next page, that gap inexplicably increased in 2014 to about 17 percentage points.

Observed seat belt use in the general driving population has generally increased or remained statistically unchanged each year since Minnesota passed a seat belt law and began conducting random representative surveys in 1986. For the June, 2014 survey the observed belt use was 94.7%. More detailed information on observed seat belt use is provided at the beginning of the occupant protection program area.



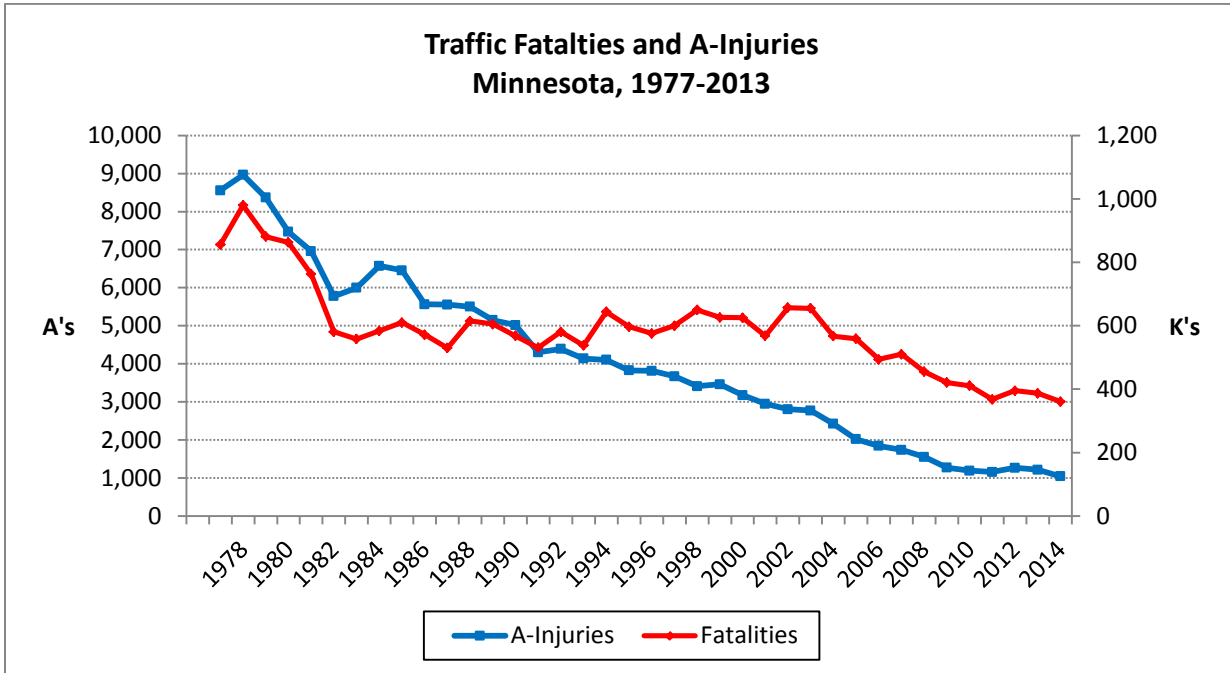
Deaths and Severe Injuries

There were 26 fewer traffic deaths in 2014 than in 2013, a decrease of 6.7%. The number of deaths increased slightly in the five year age-groups in the age ranges of 20-24 years, 30-34 years, 40-54 years, 70-74 years, and those over 85 years; but those increases were offset by fewer deaths in the five year age-groups in the remaining age ranges. Of those killed in traffic crashes in 2014, 68% were males; this proportion is remarkably consistent over time.

There was an decrease in motorcycle rider fatalities in 2014, from 60 in 2013 to 46 in 2014. Sixty-five percent of the motorcycle riders who died in 2014 were aged 40 and over.

Minnesota has kept records of severe injuries caused by crashes since 1977. Over this time period, the highest number of severe injuries occurred in 1978. That number was 8,965. Thus, 34 years ago, almost 9,000 people sustained severe injuries, compared to 1,044 in 2014, a decrease of 88%. A severe injury is

defined as one that will not allow the victim to go about his or her regular routine in the near future. Severe injuries include everything from a persistent comatose condition to a broken bone. A severe injury is a painful, expensive experience. According to the National Safety Council, the average cost for a serious injury is now \$74,900, an estimate that is considered conservative by many.



Impaired Driving

Alcohol-related deaths are defined by OTS as those in which at least one driver, pedestrian, or bicyclist involved in the crash had a measurable amount of alcohol in his or her system according to the Coroner or the officer’s perception of the crash was that impairment was involved. In 2014, 111 people in Minnesota died in alcohol-related traffic crashes measured this way; they accounted for 31% of all traffic-related deaths. (These figures as reported by NHTSA will be a bit larger after they apply their imputation process to the unknowns).

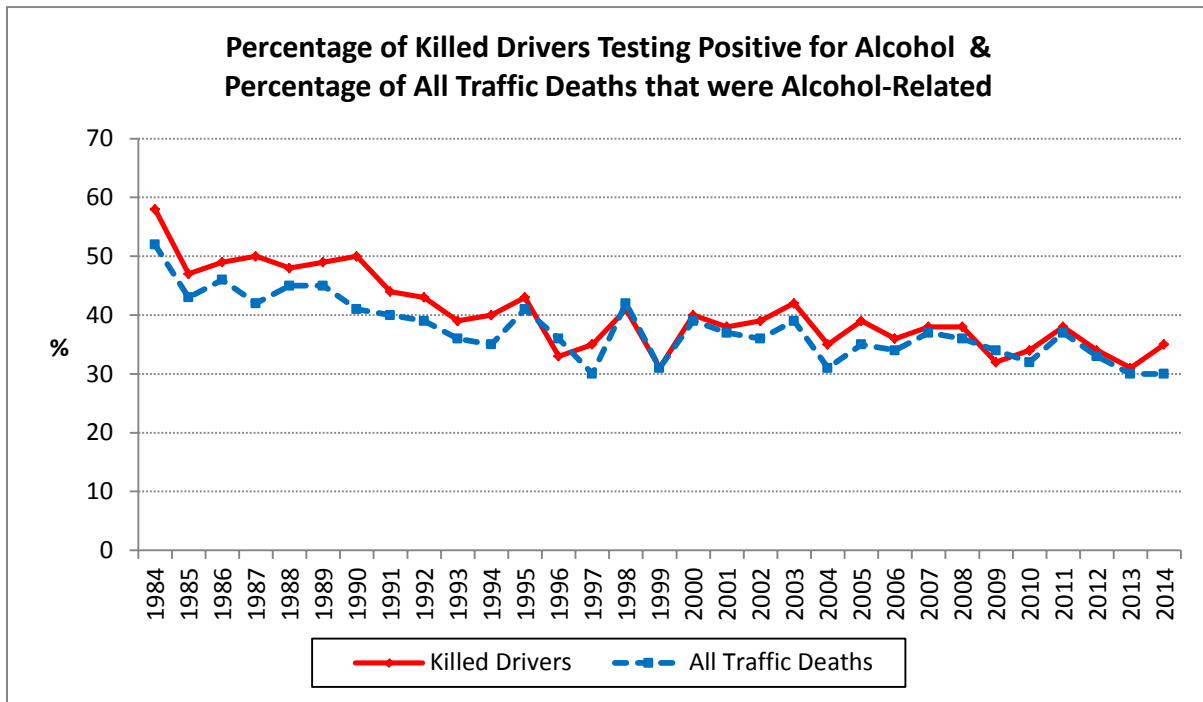
NHTSA is now using an alcohol impaired measure instead of an alcohol-related measure; defined as deaths in which at least one driver, pedestrian, or bicyclist had a blood alcohol content of .08 or above. In 2014, 88 people in Minnesota died in alcohol-impaired traffic crashes; they accounted for 24% of all traffic-related deaths.

Drinking and driving continues to be a stubborn problem. We do not have a reliable measure of how many people in the general driving population are drinking and driving at any given time or place – we cannot say, for example, that three percent of the miles driven in MN are done by drivers in an

impaired condition in the same manner as we can say seven to ten percent of the miles traveled in Minnesota is done by people who are not buckled up.

But we can look at how many traffic deaths were alcohol-related (any amount of alcohol shown in a BAC or the report officer’s perception of drinking). And we can look at how many of the killed drivers who were tested for alcohol had a positive blood alcohol content test result (according to the Coroner’s report). Those two measures are closely related to one another; they are different ways of expressing the role of alcohol in fatal crashes. In the absence of a better measure, they are used as proxy measure for the prevalence of drinking and driving in Minnesota.

As seen in the following graph, the most common impaired driving measure – the percentage of traffic deaths in which at least one driver, pedestrian, or bicyclist had been drinking – has not had the same steady and positive direction as is seen in the number of severe injuries or of seat belt use.



Minnesota is making some progress against drinking and driving, yet it’s a particularly frustrating problem. While alcohol-related measurements fluctuate each year, the above graph clearly shows a decreasing trend in the past 30 years. Predictably, there is a strong positive relationship between alcohol use and injury severity. In 2014, 5% of minor injuries, 10% of moderate injuries, 20% of severe injuries, and 31% of deaths were alcohol-related. Both the percentages of minor and moderate injuries are slightly lower than the ones recorded in 2013.

Drivers license data shows that Minnesota law enforcement officers arrested 25,219 impaired drivers in 2014, a slight (approximately two percent) decrease from the 25,719 arrests made in 2013. Minnesota’s

.08 illegal *per se* blood alcohol content law was passed in August of 2005; prior to that it had been .10. As a result, the number of DWI arrests made in 2006 rose to the highest level in Minnesota history, about 42,000. Since then, DWI arrests in Minnesota have decreased every year and are now lower than pre-2006 levels. Males made up 67% of those arrested for DWI and females 25%; the gender of the remaining 8% was not reported. In 2014, 21 to 34 year-olds committed 52% of the DWIs on record; another constant. The percentage of DWIs issued in the metropolitan counties of the state has leveled off after several years of a slow decline with just over 52% in 2014.

As the baby boom generation and the Minnesota population grows older, we expect to see a decline in alcohol-related deaths. Provided, that is, that we keep advocating on behalf of the “drive sober” message, and that we maintain our vigilance against drunk driving through enforcement and media programs.

Race and Hispanic Origin

Minnesota does not collect data on Race or Hispanic origin on our crash report. The only data available is on fatalities where the FARS analyst retrieves it from the county coroner's Documentation of Death. For definitions, refer to the FARS website at <http://www.nhtsa.gov/FARS> (under How to Access FARS, look for the pdf document 2009 FARS Coding and Validation Manual and open it, going to pages 595 and 611.

Race of Traffic Fatalities in Minnesota

Race	2010	2011	2012	2013	2014
White	368	309	337	338	320
Black	12	10	17	16	14
Native American	16	18	10	9	7
Chinese	1	0	1	2	2
Filipino	1	0	0	0	1
Asian Indian	3	1	0	1	1
Korean	1	2	0	0	0
Vietnamese	1	7	3	1	0
Other Asian or Pacific Islander	1	5	0	7	6
Multiple Races	0	0	0	0	0
All other races	1	2	1	1	0
Unknown*	6	14	26*	12	10
Totals	411	368	395	387	361

*Five of the unknown in 2012 were from Somalia

Hispanic Origin of Traffic Fatalities in Minnesota

Hispanic Origin	2010	2011	2012	2013	2014
Mexican	21	11	9	7	13
Puerto Rican	1	0	0	1	1
Cuban	0	0	0	0	0
Central or South American	1	2	3	4	4
Hispanic, Origin not specified	2	2	0	2	0
Non-Hispanic	379	341	363	363	336
Unknown*	7	12	20*	10	7
Totals	411	368	395	387	361

*Five of the unknown in 2012 were from Somalia

Problems Identified from Trends

In 2013, the most recent year for which national data is available, Minnesota's fatality rate per hundred million vehicle miles traveled was 0.63 which is one of the lowest rates in our history and significantly better than the national average (which is projected to be 1.11). The number of people killed on our roadways in 2014 was 361, a 7% decrease from 2013. And, it represents a 35% decrease from a decade ago (2005). Ninety-five percent of drivers and 97 % of passengers were buckled up according to the 2014 observational survey; the highest we have seen since we began tracking that percentage.

Minnesotans still have serious traffic safety behavioral problems that can be addressed. The highest priority problems are documented and demonstrated in the following statistics:

- 25,219 impaired driving arrests were made on Minnesota roadways in 2014. Of the DWI arrests, 67% were male, 25% were female and gender was not stated for 8%. Nearly 52% of impaired drivers arrested were between the ages of 21 and 34; approximately 5% were under 21.
- Of the 361 persons killed on our roads that year, 111 (30%) died in crashes involving a driver, pedestrian, or bicyclist who had consumed a measurable amount of alcohol. Of the total killed, 88 (24%) involved a driver, pedestrian, or bicyclist whose blood alcohol content was at or over the illegal *per se* limit of .08.
- Over 68% of those killed in 2014 crashes were males. In contrast, females usually experience slightly more traffic injuries than males. In 2014, 52% of all injuries in Minnesota were to females.
- When comparing the proportion of different licensed driver age groups to the proportion of those who were in a crash, all five-year age groups up through 39 years old continue to be over-represented in crashes. In 2014, drivers in the 20-24 age group were the most over-represented. They made up only 8.2% of all licensed drivers yet were involved in 13.1% of all traffic crashes.
- Of the 278 drivers or passengers inside vehicles who were killed in 2014, only 152 (55%) were known to be using a seat belt at the time of the crash. Female occupants who died in crashes continue to be more likely to be buckled up than males; 63% were in comparison to 50%.
- Belt use in 2014 fatal crashes was lowest for 60-64 year-olds with only 3 of the 8 (37.5%) killed known to be restrained; second lowest were 30-34 year-olds, and 20-24 year olds, both with only 39% known to be restrained; 9 of 23 killed 30-34 year olds and 13 of 33 killed 20-24 year olds. In terms of numbers of motor vehicle occupants killed in five year age groups, those aged 75 years or older (admittedly more than five years in the group) had the most with 46 deaths, followed by 20-24 year olds with 33 deaths.
- While crashes in general occur much more frequently in the Minneapolis/St. Paul seven-county metropolitan area (62% of the total), approximately 61% of the deaths and serious

injuries occur in the rural counties of the state. Congestion may be frustrating, but as speeds decrease and quick access to trauma services increases, the severity of injuries lessens.

- In single vehicle crashes, officers most often cited illegal or unsafe speed as a contributor to the crash (attributed to 25.5% of the drivers). In multi-vehicle crashes, speeding contributed to crashes for only 8% of the drivers, with driver inattention/distraction being the most frequently cited factor (20% of those drivers).
- Illegal or unsafe speeds contributed to 94 of Minnesota's deaths (26% of all traffic deaths) and 4,094 injuries (13% of all injuries). Driver inattention/distraction contributed to 61 deaths (16%) and 7,373 injuries (25%).

Performance Measures

NHTSA and the GHSA recommended Core Performance Measures to be included in Highway Safety Plans beginning in 2010. Sources used include the FARS Annual File (all fatality measures), State Observational Survey of Seat Belt Use (seat belt use rate), and the state crash data file (serious injuries). Minnesota has used the agreed upon national definitions, which sometimes differ from state definitions, in the following tables and graphs.

Comparing calendar years 2012 and 2013, Minnesota made progress towards 2013 targets in the following areas:

- Traffic Fatalities -- down from 395 to 387
- Serious Injuries – down from 1,268 to 1,216
- Fatalities per 100 million vehicle miles traveled – down from 0.69 to 0.68
- Unrestrained occupant fatalities – down from 101 to 94
- Alcohol-impaired driving fatalities – down from 114 to 95
- Speed related fatalities – down from 91 to 82
- Pedestrian fatalities – down from 38 to 35
- Seat Belt use rate – steady at 95%

Unfortunately, progress was not made in these areas:

- Motorcyclist fatalities – up from 55 to 60
- Unhelmeted motorcyclist fatalities – up slightly from 33 to 34
- Drivers age 20 or under in fatal crashes – up slightly from 47 to 49

It should be noted that Minnesota met or exceeded the 2013 target in 8 of the 11 measures. The motorcyclists' targets have proven elusive. The only other target missed was serious injuries. As more people are buckling up and vehicles are adding safety features, some of the crashes that in the past would have resulted in death, are now resulting in injury instead.

The following pages present Minnesota's performance measurements and targets.

Minnesota Performance Measure Data 2008-2013

Core Outcome Measures		Prior 5 Years					2013 Target	2014 Target	2015 Target	
		2008	2009	2010	2011	2012				
Traffic Fatalities	Total	455	421	411	368	395	387	390	375	350
	Rural	317	282	287	247	269	256			
	Urban	138	139	124	121	126	131			
Serious Injuries		1,553	1,271	1,191	1,159	1,268	1,216	1,100	1,100	1,000
Fatalities Per 100 Million Vehicle Miles Traveled	Total	0.78	0.74	0.73	0.65	0.69	0.68	0.68	0.64	0.60
	Rural	1.24	1.15	1.17	1.00	1.10	1.10			
	Urban	0.42	0.43	0.39	0.38	0.39	0.39			
Passenger Vehicle Occupant Fatalities (All Seat Positions)	Total	312	294	298	265	270	259			
	Restrained	151	128	148	128	129	149			
	Unrestrained	125	117	113	106	101	80	100	95	90
	Unknown	36	49	37	31	40	30			
Alcohol-Impaired Driving Fatalities (BAC=.08+)**		132	108	127	109	114	95	105	100	90
Speeding-Related Fatalities		134	95	96	86	91	84	85	90	85
Motorcyclist Fatalities	Total	71	52	48	42	55	61	50	50	50
	Helmeted	12	11	12	13	11	16			
	Unhelmeted	54	38	26	19	33	34	30	28	27
	Unknown	5	3	10	10	11	11			
Drivers Involved in Fatal Crashes	Total	639	551	592	503	537	559			
	Aged Under 15	2	0	1	2	0	0			
	Aged 15-20	68	69	64	54	47	49			
	Aged Under 21	70	69	65	56	47	49	50	45	40
	Aged 21 & Over	566	478	524	446	489	504			
	Unknown Age	3	4	3	1	1	6			
Pedestrian Fatalities		25	42	35	39	38	32	40	39	38
Bicyclist & Other Cyclist Fatalities		13	10	9	5	7	6	6	6	6
Core Behavioral Measure										
Observed Seat Belt Use Rate		87%	90%	93%	94%	95%	95%	94%	95%	97%
Distracted Driving Measure										
% of contributing factors in multi-vehicle crashes that were "Inattention/Distraction"		23.3%	22.6%	22.4%	22.7%	24.1%	21.8%	22.9%	22.8%	22.7%
Older Driver Measure										
% of drivers in fatal crashes who were 85 or more years old		2.6%	2.0%	1.7%	3.6%	3.7%	1.9%	3.0%	3.0%	3.0%
Core Activity Measure (FFY) ***		2009	2010	2011	2012	2013	2014			
Seat Belt Citations		11,341	29,030	29,636	21,524	24,686	24,778			
Impaired Driving Arrests		4,704	3,296	3,699	3,330	3,071	3,004			
Speeding Citations		18,900	23,758	22,949	18,141	26,578	25,704			

Asterisk explanations on next page.

- * 2014 FARS Data was Not Yet Available. However for target setting, state 2014 data was taken into consideration.
- ** Alcohol-Impaired Driving Fatalities are all fatalities in crashes involving a driver or motorcycle rider (operator) with a BAC of .08 or higher.
- *** Activity Measures record those citations/arrests made during grant-funded enforcement hours.

Additional measures added this year are Older Drivers and Child Passenger Safety

Older Drivers

Older drivers (85+) tend to be overrepresented in fatal crashes. This measure looks at drivers age 85 or above as a percentage of total drivers involved in fatal crashes and is included in the table above.

Child Passenger Safety

Minnesota Passenger Safety Statute 169.685 (as amended in 2009) requires all children age 7 and under to ride in a federally approved car seat or booster seat, unless the child is 4'9" or taller. Minnesota has focused on making correct booster seat use a priority. This measure looks at observed booster seat use of passengers aged 4 to 7. Observations were made by trained CPS practitioners.

Child Passenger Safety Measure	Booster Seat Survey		2017 Target
	2011	2014	
Observed correct use of booster seat of children 4–7 years of age.	64.1%	72.9%	78.0%

There are not enough data points to look at for prediction so the political climate and robust child passenger protection program were considered when setting this target. It should be noted that the observation is for correctly using a booster seat for this age group and not merely being restrained.

Targets

Using the format recommended by the GHSA, Minnesota has set the following targets:

NOTE: The methods used to calculate Targets can be found in Attachment 2.

CORE OUTCOME MEASURES (11)

Traffic Fatalities (FARS)

C-1) To decrease traffic fatalities 15 percent from the 2008-2012 calendar base year average of 410 to 350 by December 31, 2015.

Serious Traffic Injuries (State Crash Data Files)

C-2) To decrease serious traffic injuries 34 percent from the 2008-2012 calendar base year average of 1,288 to 850 by December 31, 2015.

Fatalities/VMT (FARS/FHWA)

C-3) To decrease fatalities/VMT from the 2008-2012 calendar base year average of 0.72 to 0.60 by December 31, 2015.

Unrestrained Passenger Vehicle Occupant Fatalities (FARS)

C-4) To decrease unrestrained passenger vehicle occupant fatalities in all seating positions 20 percent from the 2008-2012 calendar base year average of 112 to 90 by December 31, 2015.

Alcohol- Impaired Driving Fatalities (FARS)

C-5) To decrease alcohol impaired driving fatalities 24 percent from the 2008-2012 calendar base year average of 118 to 90 by December 31, 2015.

NOTE: Alcohol-impaired driving fatalities are all fatalities in crashes involving a driver or motorcycle operator with a BAC of .08 or greater.

Speeding Related Fatalities (FARS)

C-6) To decrease speeding-related fatalities 25 percent from the 2008-2012 calendar base year average of 100 to 75 by December 31, 2015.

Motorcyclist Fatalities (FARS)

C-7) To reduce the number of motorcyclist fatalities from the 2008-2012 calendar base year average of 54 to 45 by December 31, 2015.

Unhelmeted Motorcyclist Fatalities (FARS)

C-8) To decrease unhelmeted motorcyclist fatalities 20 percent from the 2008-2012 calendar base year average of 34 to 27 by December 31, 2015.

Drivers Age 20 or Younger Involved in Fatal Crashes (FARS)

C-9) To decrease drivers age 20 or younger involved in fatal crashes 34 percent from the 2008-2012

calendar base year average of 61 to 40 by December 31, 2015.

Pedestrian Fatalities (FARS)

C-10) To reduce the increasing trend in pedestrian fatalities from a projection of 46 in 2015 to 38 fatalities by December 31, 2015

Bicyclist Fatalities (State Crash Data Files)

C-11) Maintain bicycle fatalities from 6 (2011-2013 average) to 6 by December 31, 2015

CORE BEHAVIOR MEASURE (1)

Seat Belt Use Rate (Observed Seat Belt Use Survey)

B-1) To increase statewide observed seat belt use of front seat outboard occupants in passenger vehicles 2 percentage point(s) from the 2013 calendar year usage rate of 95% to 97% by December 31, 2015.

DISTRACTED DRIVING MEASURE (1)

D-1) To decrease driver inattention/distraction as a percentage of total contributing factors in multi-vehicle crashes.

OLDER DRIVER MEASURE (1)

O-1) To maintain the percentage of 85+ year old drivers in fatal crashes below 3% even with an increasingly older population.

CHILD PASSENGER SAFETY MEASURE (1)

D-1) To increase booster seat use of children 4–7 years of age as measured by observation surveys.

The wider TZD program has three overall goals:

1. To establish the vision of TZD as a priority for all state and local agencies and units of government.
2. To create and strengthen traffic safety partnerships.
3. To promote and implement effective traffic safety initiatives.

And one statewide measureable goal:

- Fewer than 300 traffic related fatalities and fewer than 850 serious injuries by 2020.

Process Description

Problem Identification Process

Minnesota participates in the Fatality Analysis Reporting System (FARS), a national database on fatal motor vehicle crashes which is internationally known and respected. The FARS Program is part of OTS and the FARS analyst provides aggregate FARS data to staff members on request.

OTS has traditionally been fortunate in the area of traffic records – our crash report data has had a comparatively fast turnaround from the time it is received to the time it is entered and available for analysis. Police agencies are entering the data from the police accident report online; 91% of police crash reports were entered online in 2014. Beginning January 1, 2016 all must be entered on-line; paper reports will cease to exist. Fatality data is received daily by the Patrol and Driver and Vehicle Services and is shared with OTS and a wide range of other partners; preliminary comparisons from the previous year are available daily. Complete crash data from the previous year is usually available by the following May; and preliminary data analysis on critical measures such as the percentage of fatalities related to alcohol is available to the staff before plans for the next year are finalized. In addition to the crash data, we are fortunate to have a research analyst with the ability to extract information from the drivers' license database and produce aggregate statistics on DWI incidents and DWI offenders.

Our NHTSA-approved observational study of seat belt use has traditionally been conducted each August with the results available by September. During 2012, NHTSA approved a new survey design for OTS and that survey, along with the prior approved survey, were both conducted that year with no significant differences in results. The OTS currently conducts one survey each year in June. For the 2016 survey, new sites will be chosen to be observed.

Minnesota began designing and implementing a Crash Outcome Data Evaluation System (CODES) eight years ago. CODES links data from ambulance run reports, hospital records, and crash reports. As the system becomes more complete and our experience with it grows, this data provides an additional source of valuable data for problem identification.

Please see page 8 for a complete listing of sources and types of data used by the OTS during the year.

Throughout the year, requests for information come in from the press, the legislature, the public, and within the Department and OTS for the data to be broken down in ways not displayed in the annual *Crash Facts* publication and for data not covered by *Crash Facts*. The questions are most often generated by a national or another state's press release, by a Minnesota traffic safety project that we are evaluating, or by a need for more localized information to plan or carry out a project. In addition, the OTS requests FARS information, CODES information, and CMV information as questions arise.

When identifying problems, OTS looks at both the size of the problem and at over-representation. If the percentage of five to nine year olds inside vehicles who killed or severely injured and are wearing seat belts is only 10 percent, it is important to also know that only one child in that age group was killed and

nine were seriously injured. Unsafe percentages (such as failing to wear seat belts) or low numbers of people in the problems do not automatically mean that problem will or will not be addressed. It is always important for OTS to look at the numbers and the percentages together and design a balanced program that takes both into account.

When a basic problem is identified, such as the high number of fatal and serious injury crashes in the mid-to-late afternoons, it is further investigated. The researchers first identify over-representation in the problem. For example, the researcher will look at the age and gender of the people involved, if it is occurring on weekends or weekdays, if it is more a rural or urban phenomenon, if it is more common in any particular cities or counties, what types of roadways are involved, and what are drivers doing wrong in those crashes. After that second set of runs are done, findings from them (such as the 50-54 year old cohort is over-represented in these crashes) may lead to others questions such as running crosstabs of the age groups by the contributing factors or running a series of crosstabs on just the 50-54 year olds who are in fatal and serious injury crashes at that time of day. If a particular city or county is found to have a higher than average percentage of crashes of this type, a map of the crash locations may be generated. If a particular contributing factor is over-represented, the number of citations written in recent years for that offense may be sought.

Sometimes the further the data is followed the murkier the results become as the numbers get smaller and smaller. For example, pedestrian deaths and serious injuries occur all over the state (roughly 85 thousand square miles) and their numbers are relatively small in the overall scheme of traffic safety. Pedestrians killed and seriously injured in crashes basically break down into three groups by age. The first group is young children who run out into or play in streets and have no conception of the danger. The second group is young adults who have often been drinking. The third group is the elderly or physically challenged who may not be able to dodge or walk faster to avoid vehicles. If it's evening hours in the winter, the drivers often have difficulty seeing the pedestrians, especially those in dark clothing. Those at fault are fairly equally divided between the drivers and the pedestrians, with pedestrians being somewhat less likely to be at fault. All of these facts lead to difficulties in designing effective programs – the target audience is nearly everyone in the state and there isn't a single message or strategy (or even two or three messages or strategies) that will attack the problem successfully. Regardless of the difficulties, the OTS initiated a pedestrian law enforcement project in 2013 targeting both the pedestrians and the drivers in the University of Minnesota Minneapolis campus area. In 2015, the program switched to the Minneapolis and Saint Paul urban areas; those police departments will again conduct the projects in 2016.

While close attention is paid to data trends throughout the year, we study the trends most closely when planning for a new year.

Minnesota Motor Vehicle Crash Facts (see <https://dps.mn.gov/divisions/ots/reports-statistics/Pages/crash-facts.aspx>) is an annual publication that contains a vast amount of additional specific information about the causes of crashes, the age groups and geographic areas most involved in crashes, crash trends over time, and types of driver behavior that are most dangerous. Regardless of which traffic safety topic you study, the following issues recur as major contributors to crashes, injuries and fatalities:

- Impaired driving
- Failing to use seat belts or child seats

- Driver inattention and distraction
- Speeding
- Inexperience

Minnesota Impaired Driving Facts (see <https://dps.mn.gov/divisions/ots/reports-statistics/Pages/impaired-driving-facts.aspx>) is a newer publication than *Crash Facts* which has been around since 1971. Produced nearly every year since 1996, the *Impaired Driving* book contains a wealth of information such as the number of Minnesotans with DWIs on their driver's license records (including crosstabs of age and number of DWIs) and a comparison of conviction rates by county.

The projects and programs described later in this plan are designed to address the problems and priorities identified.

Services

In carrying out its mission, OTS serves as the staff office for the Governor's Representative for Highway Safety and coordinates Minnesota's participation in the National Highway Traffic Safety Administration's State and Community Highway Safety grant program. Minnesota Statute 4.075 establishes the existence of the highway safety program. In addition to the NHTSA federal grant programs, OTS coordinates and manages two state-funded programs – the motorcycle safety program and the child seats for needy families program. OTS also annually produces *Minnesota Motor Vehicle Crash Facts* (see: <https://dps.mn.gov/divisions/ots/reports-statistics/Pages/crash-facts.aspx/> to satisfy the requirements of M.S. 169.10 and the *Minnesota Impaired Driving Facts* (see <https://dps.mn.gov/divisions/ots/reports-statistics/Pages/impaired-driving-facts.aspx>).

OTS staff members play a variety of roles in accomplishing the division's mission and goals. State Program Administrators (roughly half of the OTS staff of 20) serve as grant coordinators who provide technical assistance, individualized training, and consultation to grant and contract recipients, and interact with funding agencies (usually NHTSA), providing them with necessary and requested information. Coordinators also act as program experts, answering questions from the media and the general public, and advising policy makers and legislative staff on issues related to the program areas they coordinate. The coordinators manage approximately 300 federally-funded grants, 30 state-funded grants and contracts, and 40 federally funded contracts each year. In addition to non-profits and local units of government (and to a much lesser extent private organizations or individuals), six other divisions within Public Safety and six other state agencies have projects with OTS funding.

OTS has four research analyst positions to enter FARS data into the NHTSA data base, analyze traffic crash data from Minnesota, produce the legislatively-mandated *Minnesota Motor Vehicle Crash Facts* publication, identify traffic safety problems, answer questions from the media and general public (as well as from within the Department), and evaluate the effectiveness of various traffic safety programs. Two support staffers provide OTS with general administrative services and with purchasing services through the Minnesota SWIFT accounting system and expediting and payroll services through the Statewide Employee Management System (SEMA4). And finally, a director and two managers oversee the programs, budgets and direction of the office and provide leadership on working with the media and legislature.

Several members of OTS staff are proficient in using and updating websites, as a result of which the OTS has made much better use of its website, <https://dps.mn.gov/divisions/ots/Pages/default.aspx> in recent years. Information on the website is, as required, accessibility compliant. The website was completely revamped for the entire department in 2011 and is under the control of the Office of Communications. The website contents include several years of Highway Safety Plans, as well as, *Crash Facts* and *Impaired Driving Facts* (see: <https://dps.mn.gov/divisions/ots/reports-statistics/Pages/default.aspx/>), active requests for proposals and application forms, schedules and pictures of events, information on child safety seats and clinics demonstrating their correct use, a resource catalog, the complete contents of media kits, fact sheets, and links to other sites. The website is updated at least frequently and it is a great source of information.

All grant applications and requests for proposals are managed through the department-wide e-grants system. All contract applications and requests for proposals are done through the statewide SWIFT accounting system. Law enforcement agencies submit short reports on their mobilization and crackdown work online through the use of Survey Monkey software. Law enforcement agencies all enter their grant worked activity on-line as it occurs through the ROAR system.

Project Selection

In general, the OTS supports the following types of projects with the federal funds:

- Projects that have been found to be effective by research as shown in the annual NHTSA *Countermeasures That Work* publication
- Projects for which the trend is in the opposite direction of what we would like to see
- Projects that support traffic safety efforts in cities, counties, and communities
- Projects that support improvements to traffic safety efforts at the state level or which indirectly support the activities in local units of government
- Projects that support our in-house efforts to evaluate, coordinate, manage, and monitor the work we do
- Projects supporting mobilizations and crackdowns
- The OTS also considers if the project is likely to address or support the goals in this plan (the annual Highway Safety Plan) or the behavioral aspects of the Strategic Highway Safety Plan (SHSP).

Direct Community Support

For the past three years, the OTS has issued an idea solicitation in the spring. Much less formal and a great deal less work than required to respond to a request for proposals, the idea solicitation asks for ideas for traffic safety projects that address problems from any interested individual or organization. The solicitation is heavily publicized throughout the TZD partner networks. While always interesting, the ideas received tend to involve ineligible expenses, changes in laws, or very small problems. Idea solicitations will continue to be issued each year and evaluated and recommendations brought to the full HSP meetings. In 2015, one idea, to study through surveys and focus groups motorcycle riders who don't wear helmets, was implemented that year.

For projects that directly support community traffic safety efforts OTS frequently issues a request for proposals (RFP) to local units of government. The RFP defines eligibility, the identified problems at the state and local level, the types of activities that can be funded, the timeframe for the projects, the contents

of the required application, and any task or budget specific requirements. Applications received in response to RFPs are evaluated based on rating sheets that consider such things as organizational experience, budgets, work plans, proposed personnel, prior experience with OTS, and objectives. Ratings sheets are provided as a part of the RFP so applicants have no doubt as to how their proposal will be evaluated and the weight given to the different aspects.

Depending on the specifics of the project being funded, counties and cities are eligible for funding based on the following:

- A higher percentage of impaired driving crashes than the state as a whole based on population
- A higher percentage of impaired driving crashes than the state as a whole based on vehicle miles driven
- A higher percentage of people who were killed or seriously injured in crashes not using safety restraints than the state as a whole based on population
- A higher percentage of people who were killed or seriously injured in crashes not using safety restraints than the state as a whole based on vehicle miles driven
- A higher percentage of crashes involving speed as a contributing factor causing a death or serious injury than the state as a whole based on population
- A higher percentage of crashes involving speed as a contributing factor causing a death or serious injury than the state as a whole based on vehicle miles driven
- A higher percentage of crashes involving inattentive/distracted driving as a contributing factor causing a death or serious injury than the state as a whole based on population
- A higher percentage of crashes involving inattentive/distracted driving as a contributing factor causing a death or serious injury than the state as a whole based on vehicle miles traveled
- Identified as one of the worst twenty-five counties in terms of number of traffic fatalities or serious injuries involving impaired driving

Assuming the grant application responds to the RFP and meets the requirements, the more factors a location is worse than the average in and/or in the high 25 for, the more likely the location is to receive a grant.

The OTS identifies the 25 (formerly 13 but now expanded) counties with the highest number of deaths and serious injuries related to impaired driving each year and invites them to participate in special impaired driving enforcement efforts each month of the federal year. For more information on the 25 counties: <https://dps.mn.gov/divisions/ots/law-enforcement/Pages/13-Counties-Targeted-for-Enhanced-DWI-Patrols.aspx>.

Indirect Community Support

Many of our projects provide indirect support to local traffic safety programs. For these projects, the coordinator responsible for the program area determines what types of support (such as paid media, program guides, public information materials, or improved crash data analysis) are most needed. Many of our traffic safety efforts at the state level — such as projects that provide training and assistance for peace officers and prosecutors, provide new technology that makes gathering accurate data easier, and provide

data improvement projects at OTS or elsewhere – are extremely beneficial to and ultimately of direct benefit to local communities.

To capture the local recipients view of the benefit they receive from paid media and media relations activities conducted at the state level, the local enforcement and Safe Roads grantees are asked as part of their applications if they believe those activities were or were not of benefit to them.

Risk Assessment, Monitoring and Project Support

While OTS has always conducted risk assessments, taking into account prior experience with an agency related to timeliness, completeness, and eligibility of applications, invoices, and reports, as well as, responsiveness to e-mails or phone messages, in rating new applicants' proposals. In addition, for every grant we require all invoices to provide complete documentation of every expense to the program such as time sheets, packing slips, and receipts; withhold payment until reports for the same time period as the invoice have been received and are acceptable, and provide training and technical assistance on program matters and system. Those elements of coordinator project oversight will continue. However, beginning in 2016, that risk assessment process will be expanded and formalized.

Using the Montana Department of Transportation's work as a model, the OTS has rolled out a risk assessment form to be completed pre-award for grantees and contractors. Completing the forms requires additional information from the potential grantees for the OTS coordinator to use in completing it. The pre-award form assigns the applicants to one of three groups; low risk, medium risk, and high risk. As the level of risk increases, the follow-up steps for the OTS coordinator to conduct also increase. Because many applications and requests for proposals were available before the form was adopted, 2016 will be a transition year for its use; it will be used for problem grantees from the past (who will be contacted individually to gather the additional information), for applications that have not yet been made available through e-grants and for new applications that start mid-year. Beginning in 2017, the applications for grants and contracts will require the additional information needed and the pre-award risk assessment will be required to be completed for all grants.

In addition to the pre-award assessment form for all, a follow up form reporting on audit findings and new personnel and systems will be completed for medium and high risk agencies who will receive a grant. Finally, for high risk agencies awarded a grant or contract, a form on problems identified and plans to mitigate and/or control the risk will be completed soon after the award is announced. Agreeing upon the plan will be part of the negotiation process.

In addition to our Planning and Administration activities, the OTS uses 402 funds to support program area experts who are responsible for coordinating and monitoring projects in the following traffic safety program areas: Impaired Driving, Occupant Protection, Enforcement (Police Traffic), Traffic Records, Community Programs, Motorcycle Safety, and Roadway Safety. Media, evaluation, distracted driving, younger drivers, older drivers, and pedestrian/bicycle efforts also are assigned to coordinators within the office. Federal funds are also used to support the OTS research staff that conduct the problem identification efforts. FARS (NHTSA 403) funding supports one and one-half FARS analyst.

In-depth on-site monitoring of the financial systems of specific projects are identified by management each year and assigned to a different coordinator than the one that is responsible for that project. When choosing projects for on-site monitoring and review, the total amount of the grant, prior experiences with the grantee or contractor, and the date of the most recent on-site monitoring for the project are considered.

Ultimately, the coordinators are responsible for their projects; for ensuring they receive the assistance they need from us to be successful, as well as ensuring expenses are eligible and all laws, rules, and requirements have been followed.

Mobilizations and Crackdowns

Minnesota has fully supported the seat belt and impaired driving national mobilizations since 2002 and will continue to do so. The mobilizations are planned and conducted by a team comprised of all the OTS coordinators working with enforcement projects, OTS' law enforcement liaisons, a member of the State Patrol assigned to federal projects, staff from the Office of Communications, and MnDOT TZD regional representative staff who are responsible for events outside of the metro area. The amount of effort and number of personnel hours invested in the mobilizations is enormous, as is the financial commitment. Projects most directly related to the mobilizations include our overtime enforcement projects, our liaisons, enforcement recognition programs, the annual Toward Zero Deaths conference with its law enforcement track, traffic officer training, paid and earned media, and the observational study and evaluation projects. All of our TZD Safe Roads community projects support the mobilizations and crackdowns with publicity. In 2016, OTS will have two mobilization events (mid-October and Memorial Day) for seat belts, one for distracted driving (April), one event for speed (July) and two crackdowns (December and Labor Day) for impaired driving; all funded enforcement agencies are required to participate in each of these waves. All agencies, regardless of funding status, are encouraged to report activities during these time periods; grant recipient agencies are required to report. The seat belt waves use the *Click It or Ticket* slogan and the DWI waves use the *Drive Sober or Get Pulled Over* slogan; both unchanged from the NHTSA designs. Enforcement dates of the nationally-supported waves are the same as the enforcement dates provided by the NHTSA.

Strategic Highway Safety Plan (SHSP)

The current Strategic Highway Safety Plan was revised in 2014 and introduced in 2015. The plan is managed by the Minnesota Department of Transportation and was the written result of the cooperative work and input of a wide group of safety organizations, experts, and advocates who attended many meetings and regional conferences. Both the original and updated plans describe the critical emphasis areas and some recommend strategies to be implemented by engineering, enforcement, education (such as earned and paid media activities), emergency services, and everyone else to move *Toward Zero Deaths* on Minnesota roads. The SHSP can be found at: <http://www.dot.state.mn.us/trafficeng/safety/shsp/index.html>

The focus areas (previously referred to as critical emphasis areas) have been set and are included here. DPS' Office of Traffic Safety and the Minnesota State Patrol very active in the SHSP revision process.

The Minnesota focus areas are often displayed on a bulls eye, with the higher priority areas, those associated with high numbers of deaths and serious injuries in the center and the medium and lower priorities in the two outer tiers. In addition, while vehicle enhancements will continue to contribute a great deal to reaching the ultimate goal of zero deaths. Minnesota has almost no control over those enhancements and so that area is included in the outside tier. All possible areas (as identified by AASHTO) are included in the focus areas because all contribute to deaths and serious injuries on Minnesota roads.

The focus areas from the *2014-2019 Minnesota Strategic Highway Safety Plan*, follow. Only those that are not self-explanatory have further information included.

Center of the Bulls Eye:

- Safety Culture/Awareness
- Intersections
- Lane Departures
- Unbelted
- Impaired roadway users
- Inattentive drivers
- Speed

First Tier

- Management Systems (traffic safety governance including policies, processes, and management approaches)
- Data Management (data and systems used to evaluate including metadata, data quality parameters and effective application of data in decision making)
- Younger drivers
- Older drivers
- Pedestrians
- Motorcyclists
- EMS and Trauma Services

Second Tier

- Commercial vehicles
- Trains
- Bicyclists
- Unlicensed drivers
- Work Zones
- Vehicle Enhancements

s

The OTS has included in the brief project descriptions at least one focus area addressed by each of the projects to be conducted during 2016.

Project Development

In brief, the process of identifying and implementing projects includes the following steps:

- Conduct problem identification
- Review the results of current projects aimed at identified problems
- Gather input from partners and boards
- Solicit new project ideas from partners and the general public to address the problems
- Review submissions for new projects
- Identify program deficiencies
- Identify specific strategies likely to address problems and projects to implement them
- Write requests for proposals (as needed or required) and set up applications in e-grants for grants or SWIFT for contracts
- Tentatively award funding to projects
- Prepare Highway Safety Plan
- Identify project directors and organizations
- Conduct on-site project meetings
- Negotiate agreements
- Prepare project agreements
- Monitor projects
- Evaluate success
- Start all over again

Gathering Input from Partners

The staff of OTS employs a variety of methods to gather input from other people involved in traffic safety issues. The following information lists the key advisory boards and networks used during the past year:

National Highway Traffic Safety Administration: The OTS takes into account the recommendations and opinions of the Region 5 NHTSA Office and the NHTSA headquarters staff.

Toward Zero Deaths Committees: The Program and Leadership committees have been meeting on a regular basis for several years. A third level, the Executive Committee, consisting of the three agency commissioners (Public Safety, Health, and Transportation) and the leadership committee members, will meet at least once a year to provide an update on TZD progress towards meeting goals and provide broad-based leadership and support. The leadership committee has the responsibility for providing strategic direction and is made up of decision making staff from the offices involved in DPS, MnDOT, Department of Health, EMS Regulatory Board, FHWA, and the Association of Minnesota County Engineers. The program committee is made up of stakeholders and other interest groups from the four E's – engineering, enforcement, education, and emergency medical services – and other vital partners such as the media outlets and the court system. The program committee shares information on what activities are being conducted to enhance synergies and draws members into sub-committees for specific actions such as recommending TZD star award winners to be given at the TZD conference.

Traffic Records Coordinating Committee: Under the leadership of the OTS traffic records coordinator, representatives from local law enforcement, DOT, Health, DPS divisions, and the courts worked together to develop a strategic plan and prioritize projects in it to ensure that any proposed changes to data systems related to traffic safety are reviewed by and acceptable to all. The TRCC currently meets monthly; when working on changes to the strategic plan, meetings can be more frequent. The TRCC recommends projects to be conducted using Section 408 funding under Safety LU and Section 405c funding under MAP 21. During 2014, an assessment of traffic records in the state will be conducted by a outside panel of national experts.

Open Solicitation of Projects: In the spring of each year, the OTS let an open idea solicitation for the next year's traffic safety projects. The solicitation is kept informal so that organizations and individuals do not need to spend a great deal of time writing up a proposal for something that is not funded due to the lack of a significant problem identification, ineligible costs, or the unlikelihood of the project resulting in success. Proposals are limited to two pages including information on the proposer, the problem addressed, the target market, a brief project description, and an estimate and explanation of funding needed. The solicitation is publicized throughout the TZD network, including by the Liaisons and MnDOT TZD representatives, and is on the OTS' website. 13 proposals were received via e-mail in 2014 for federal 2015; one has been made into a project in the 2015 HSP. We anticipate doing this again in future years in the hopes of receiving additional proposals that will make successful projects.

Enforcement: Minnesota's four law enforcement liaisons provide a wealth of information and recommendations about the needs of state, county, and local law enforcement agencies. One of their primary job duties is to identify and bring to OTS challenges, successes, and recommendations from the agencies with whom they work. In addition, break-out sessions at the statewide annual TZD conference are given separately for enforcement and community grants recipients; these sessions are open to suggestions as well as questions and answers from law enforcement grantees. In 2011, the OTS conducted a survey of satisfaction with OTS enforcement programs and liaisons via *Survey Monkey* and in 2012 we invited a number of representatives from the State Patrol, county sheriff's offices, and police departments in for a day-long professionally facilitated Law Enforcement Summit. Many of the summit's recommendations have been implemented and the survey results were considered (see the enforcement plan section for more information). In addition, an OTS coordinator is responsible for each enforcement and community project and brings to the office ideas and strategies suggested by their grantees.

Our law enforcement liaisons staff booths at the Sheriffs' and Chiefs' conferences each year, in addition to visiting individual law enforcement agencies on a regular basis. One of the liaisons' primary responsibilities is to bring new ideas and improvements from the law enforcement community back to OTS.

Chiefs and Sheriffs Associations

The boards of the Chiefs' and Sheriffs' associations receive a presentation on traffic safety legislation and emerging issues nearly every year. The executive directors of the associations are invited to the TZD program committees and conference. The boards of the associations are invited to the quarterly TZD Partners Breakfasts. The chiefs and sheriffs associations' executive directors have both been involved in

OTS projects in the past and will be invited again as appropriate. The chiefs association regularly reports OTS enforcement news, events, and opportunities in its weekly online newsletter.

Motorcycle Safety Advisory Board: This long-standing committee continues its role in defining key messages for public information campaigns and providing recommendations for the state-funded motorcycle safety program.

Child Passenger Safety Advisory Board: Formed in the summer of 2000, this team of Minnesota child passenger safety experts meets quarterly to provide advice on improvements to Minnesota's child passenger safety program. There are twelve CPS certified members from around the state and different professions on the board.

Toward Zero Deaths Conference: In a collaborative effort, the Departments of Public Safety, Health, and Transportation, develop and conduct the annual Toward Zero Deaths conference with sessions geared towards child passenger safety advocates; state and county traffic engineers; public health personnel; local, county and State Patrol enforcement officers; and other advocates (including OTS staffers, AAA of MN/IA, MADD, the Minnesota Safety Council, and EMS providers). Evaluations of all sessions are conducted and used in planning for the next year's conference. Ideas generated and issues discussed are summarized in conference proceedings.

Toward Zero Deaths Forums (formerly Traffic Safety Partners Breakfasts): Four times a year, the Center for Transportation Studies will invite advocates from around the state into St. Paul to discuss trends, current efforts, and new ideas for decreasing traffic deaths and injuries. The sessions are available in real-time with dial up capabilities and are also archived for later review online. Participants include representatives from organizations such as MADD, the Minnesota Safety Council, EMS, the law enforcement community, and AAA; from other state agencies such as Health and DOT, other divisions within the Department of Public Safety (the Minnesota State Patrol, Office of Communications, and Driver and Vehicle Services); and present contractors to the Office (our law enforcement liaisons and traffic safety resource prosecutor). Information gathered at these meetings is considered when developing future programs and plans. In addition, the meetings increase partnership possibilities and decrease the possibility of duplication or competition of efforts for everyone involved.

CODES Board of Directors: The OTS traffic records coordinator sits on the Board of Directors for the CODES project at the Department of Health in the Injury and Violence Prevention Section.

EMSRB: The OTS is in regular communication with the Emergency Medical Services Regulatory Board (EMSRB), the regulatory agency for ambulance services in the state.

MMAAP (Mobility for Minnesota's Aging Population): Formerly housed at DARTS, a transportation provider, this group has been meeting on a regular basis for the past eight years to discuss older driver issues. Members include representatives from DARTS, OTS, the Minnesota and Metropolitan Boards on Aging, occupational therapists and occupational therapists instructors at Universities, Driver and Vehicle Services, VA Medical Center Geriatric Research Center, the division of Injury and Violence Prevention at the Department of Health, the Minnesota Gerontological Association and the Offices of Transit and of

Traffic, Safety, and Operations at the Department of Transportation. In September 2009, ten members attended a meeting in Dallas sponsored by the National Center for Senior Transportation with grants from NHTSA and the federal Office of Transit. The group received technical assistance from the NCST throughout the year as they worked on developing and implementing an Older Driver Safety Plan. Aspects of the plan are currently being implemented as the group continues under a more formal agreement with the Metropolitan Board on Aging through a grant from OTS.

University of Minnesota: The OTS has a close relationship with the Center for Transportation Studies at the University of Minnesota. The CTS is one of the primary partners in the TZD effort, providing support for all the committees, the breakfasts, and for the annual conference. Each year an OTS staff person reads and assists in evaluating proposals for funding received by the CTS. In addition to CTS, OTS has close ties to the Human FIRST program, Intelligent Transportation Systems Institute, and Center for Excellence in Rural Safety at the U of MN.

Methods for Selecting Projects

Data analysis provided through OTS researchers is published annually in the *Minnesota Motor Vehicle Crash Facts*; however, requests for different types and deeper data runs and requests to use different data sources come in throughout the year. This *Crash Facts* book, along with requests of the researchers for additional runs of more specific information such as data by city and county, forms the basis of problem identification in Minnesota. In turn, problem identification is the basis for project selection.

In the winter (January through March), staff from the Office of Traffic Safety meets several times to determine what mix of potential traffic safety projects to support in the coming federal fiscal year. Coordinators come to this meeting armed with advice from relevant boards, ideas gathered from other states' experiences, suggestions from colleagues outside the office, recommendations of current project directors, and open proposal solicitations published on our website. Estimated budgets are part of the discussion.

We discuss each new project idea and challenge the budget assumptions for each proposed project. We also consider our funding by area – are we fulfilling our responsibilities for maintenance of effort and do we have projects that fit into the conditions and plans for the various NHTSA types of funding. Within the constraints of our available funding and with reference to *Countermeasures That Work*, the OTS management team makes the final decision on which projects to fund and at what level.

Once the slate of projects for the coming federal fiscal year has been established, each project is assigned to a coordinator who is responsible for working with the project director identified in the application to resolve issues specific to that proposal and ensure that the necessary applications, budgets, and approvals are in order prior to the beginning of the federal fiscal year. The coordinator also monitors the project throughout the year to ensure that it stays on track and on budget, offers suggestions and assistance to the project director, regularly reports on progress in comparison to similar grants, and helps evaluate the success of the project. When the activity is conducted directly by the OTS, the assigned coordinator either assumes responsibility for ensuring the project is conducted by doing the work himself or herself or by

writing a request for proposals to find other professionals or organizations to do so. In the end, we strive to arrive at a balanced, comprehensive traffic safety program for Minnesota.

Critical Plans

NOTE: Dual messaging (most frequently seat belt messages during impaired driving or speed focuses) is used throughout the year as appropriate.

2016 NHTSA Funded Media/Communications Plan Minnesota Department of Public Safety Office of Communications

A communications plan is a living document; changes to it are made as new research studies suggest, new budget information requires, and new issues and priorities are considered.

The Department of Public Safety will contract with a media buying agency and plan paid media for the year; an emphasis will be on upfront buying to leverage total budget of at least \$2,491,000. (subject to change)

DWI - \$1,500,000.00 (half 164 and half 405d)

- Dec. DWI - \$250,000
- "25 Targeted Counties"- \$700,000
- Motorcycle Impaired - \$100,000
- Labor Day DWI - \$300,000
- Social Norming - \$50,000
 - Focus on consequences
- Greater Minnesota - \$100,000
 - Rural billboards, OOH, online and radio

Seat Belt/General - \$700,000.00 (\$300,000 406 and \$400,000 402)

- Oct CIOT - \$200,000
- May CIOT - \$300,000
- Speed - \$150,000 (July)
- CPS - \$50,000 (September)

Distracted - \$199,000 (125,000 405e and 74,000 406)

- April: \$199,000

Motorcycle Safety - state and federal dollars for training/awareness: TBD

- May-June 2013 Motorist Awareness \$92,000 (405f) and TBD State Other

Total DPS/OTS Funding - \$2,491,000 (plus state motorcycle safety)

Ongoing Editorial Activity and Outreach Throughout 2016

- Twenty-five targeted counties impaired driving enforcement: issue post-enforcement communications (email alerts and/or social media) on results/arrests/alcohol-concentration levels of impaired driving saturations by market.
- State Patrol interview appearances on 93X morning drive-time radio station.
- Develop and provide key messages/talking points as issues and opportunities arise to OTS and partners.
- Monthly “fatality free” recap (media email alerts and/or social media).
- Regular story mining and weekly question development with OTS and Office of Communications to develop story ideas.
- Traffic fatality count updates at key milestones of 100, 200 and 300 deaths.
- “Ask the Trooper” columns for Greater Minnesota newspapers.
- Development/distribution of monthly media outreach plans.
- Update, coordinate printing, distribution of collateral materials.
- Update OTS website including What’s New section.
- Write DPS blog posts in support of enforcement campaigns and other OTS story mining topics.
- Monitoring of news for messaging opportunities over Twitter and Facebook as they arise.
- Share weekly DWI arrests via Facebook/Twitter.
- Share #CrashFactsFriday data and messaging on Twitter.
- Develop Facebook and Twitter messaging in support of enforcement campaigns, including promoted Facebook posts and video engagement, and promoted Tweets.

Month-Specific Communications Activities

October 2015

Editorial

Tentative news releases, advisories, email alerts and/or social media

- New TZD grantees announcement and Commissioner fly-around
- TZD Conference (statewide) – St. Cloud
- Deer-vehicle safety
- Halloween extra DWI enforcement – tied with announcement of new 25 targeted counties (TBD); recap previous fiscal year results.
- October *Click It or Ticket* seat belt enforcement – highlight annual state seat belt survey results
- New Ulm Oktoberfest
- Zombie Pub Crawl - Minneapolis
- Pedestrian safety (darker earlier, etc.)

Deer-Vehicle

- Issue news release on deer-vehicle safety. Emphasize driver response to situation (“Don’t veer for deer”). Request for dash-cam crashes.

Halloween DWI Enforcement

- Issue news release regarding added DWI enforcement during pre-Halloween weekend; announce 25 counties.
- Highlight DWI arrests and alcohol-related crashes during holiday period.

October Click It or Ticket Seat Belt Enforcement

- In September, post online partner materials such as pre- and post-enforcement template news releases, key messages/background talking points, sample social media (Twitter and Facebook)
- Conduct news conference/issue news release to launch statewide seat belt/child restraints enforcement. Incorporate annual seat belt use rate results based on DPS observational survey
- For sustaining news, explore other news hooks based on new data, personal impact stories, and PDF format maps to media showing location of unbelted crash fatalities;

Pedestrian Safety

- Issue communications on pedestrian safety, trends, etc.
- Provide talking points to partners.

Motorcycle Safety

- Minnesota Motorcycle Monthly and St. Croix Valley Riders ad placement that encourages rider groups to secure a speaker on group riding, MC maintenance, etc. during non-riding months. Also promote availability on OTS, DVS and MSP websites.

Paid Media/Creative

- CIOT

November 2015

Editorial

Tentative news releases, advisories or email alerts and/or social media

- October seat belt enforcement results
- Pre-Thanksgiving extra DWI enforcement/safe travel advisory
- Blackout Wednesday – day-before Thanksgiving party tradition
- Black Friday
- TBD: winter driving
- Post-Thanksgiving deaths/injuries recap

Holiday DWI Enforcement Mobilization

- Post online partner materials such as pre- and post-enforcement template news releases, key messages/background talking points, sample social media (Twitter and Facebook)

- Coordinate public service interview opportunities on media outlets leveraged through paid media buy.
- Develop content for Facebook and Twitter highlighting the dangers of Blackout Wednesday.

25 Targeted DWI Counties

- Finalize development of “Top 25” poster and distribute.

Thanksgiving DWI Enforcement/Safe Travel Advisory/Post-Holiday Recap

- Issue news release in advance of holiday for DWI enforcement and pursue personal impact story or other story opportunity.
- Issue news release detailing crash fatalities and serious injuries after Thanksgiving weekend.

Paid Media/Creative

- December DWI Mobilization — Plan/finalize ad flight for campaign.
 - Prepare creative including TV, radio, online, out-of-home and promoted social.
 - Send trooper PIOs a heads up about upcoming value-add radio interview opportunities.

December 2015

Editorial

Tentative news releases, advisories or email alerts and/or social media

- Mid-enforcement preliminary DWI arrest recap
- New Year’s Eve message
- Post-holiday travel period fatal/injury recap
- Safe winter driving

December DWI Mobilization

- Story mining effort for sustaining message during the enforcement.
- Coordinate public service radio interviews leveraged through media buy.
- Pitch ride-along opportunities with state troopers and other law enforcement agencies emphasizing targeted impaired driving saturations through New Year’s holiday.

Safe Winter Driving (Time prior to first snowfall) — Partner with MnDOT

- Issue news release with safe winter weather driving tips coinciding with first measurable snowfall (emphasis on belts, safe speeds, vehicle maintenance; coordinate with MnDOT and its message re: snow plows and safe distances), include Move Over message.

Paid Media/Creative

- December DWI Mobilization — Ad flight for campaign runs including TV, radio, online, out-of-home. Coordinate interviews secured through radio buy with Trooper PIOs.

January 2016

Editorial

Tentative news releases, advisories or email alerts and/or social media

- December DWI Mobilization arrest recap
- 2014 preliminary traffic death numbers – with county breakout
- St. Paul Winter Carnival
- Super Bowl DWI enforcement/safety message
- Winter X Games – ESPN
- College Football Playoff National Championship
- NHL All Star Game
- International Motorcycle Show & MMSC Training Course Registration Open
- Provide motorcycle safety educational materials on web site – announce on social media and in news release.

Preliminary Fatalities for 2015

- Issue news release citing preliminary total traffic fatalities for 2015.
- Customize at county level – provide county break-out of deaths if available.

Motorcycle

- Mailing Letter distributed to motorcycle dealers, organizations and outlet stores to announce rider training schedule and availability of rider coaches and the Safety Center SMARTrainer for events.
- Support mailing with items on website and social media.
- Issue news release promoting rider training registration open.
- Provide background materials to partners to promote rider training (template news release, fact sheet, talking points).
- Motorcycle safety booth at International Motorcycle Show.

Super Bowl

- Issue news release and promote social media on extra DWI enforcement and the spike in DWI arrests over Super Bowl weekend
- Recap number of DWI arrests via social media and possible media email alert

Paid Media/Creative

- Develop creative for upcoming campaigns.
- Continue to determine creative needs.

February 2016

Editorial

Tentative news releases, advisories or email alerts and/or social media

- Move Over law
- Motorcycle SMARTrainer at events
- Super Bowl DWI enforcement/safety message
- Valentine's Day

- President's Day
- Academy Awards
- Grammy Awards
- NBA All Star Game

Move Over – Winter Travel

- Issue news release reinforcing Move Over law, pitch stories with troopers hit, secure video.

Motorcycle

- Motorcycle Safety Booth and SMARTrainer at MC Life Expo (new show).

St. Patrick's DWI Enforcement

- Provide online template media materials - key messages/background talking points, sample social media (Twitter and Facebook) for agencies/partners to customize for any St. Patrick's-specific DWI patrols or safety message.

Paid Media/Creative

- Plan for May *Click It or Ticket* ad flight.
- Plan for April texting/distracted media buy.
- 25 Targeted DWI Counties – Assemble creative that starts before St. Patrick's Day.

March 2016

Editorial

Tentative news releases, advisories or email alerts and/or social media

- February – 25 targeted counties recap/mid-year results
- First motorcycle rider fatality
- Motorcycle awareness/call for training
- St. Patrick's Day DWI enforcement
- Pedestrian Safety
- Twin Cities Auto Show

Distracted Driving

- Develop and distribute template materials for partners to promote message – news releases, key messages/talking points, sample social media (Twitter and Facebook)
- Develop infographic.

Motorcycle

- Issue news release on first rider death of season.
- Issue news release for motorcycle helmet/protective riding gear, recap 2014 data; motorists to be alert, riders to take training; cite first rider death of season; upcoming safety campaign.
- Booth at Donnie Smith Bike Show

25 Targeted DWI Counties

- Issue mid-year citation totals news release; tied to previous month's recap of DWI arrests.
- Ongoing; issue post-enforcement news releases on results/arrests of impaired driving saturations.

St. Patrick's DWI Enforcement

- Issue news release on DWI arrests, enforcement, designated drivers.

Twin Cities Auto Show

- Feature Minnesota State Patrol car on show floor, along with Trooper meet-and-greets and distribution of OTS traffic safety info
- Distracted driving awareness presentation with "Just Let It Ring" coordinators (TBD)
- Issue media advisory

Teen Prom — Parent role, distraction/texting, underage drinking

- Develop and post online teen-focused template media materials for partners to promote teen driving issues for prom/end-of-school period (teen deaths, crash rate, fatal crashes involving teen drivers); stress belt use/distraction, parent role.

Paid Media/Creative

- 25 Targeted DWI Counties buy starts prior to St. Patrick's. Campaign continues during year for high-level enforcement periods. Motorcycle impaired buy is coupled with this buy in summer months.
- Assemble creative for April distracted.
- Continue planning buy/assembling creative for May *Click It or Ticket*.
- Plan for motorcycle awareness buy; motorcycle rider training buy.

April 2016

Editorial

Tentative news releases, advisories or email alerts and/or social media

- March 25 targeted counties recap
- Distracted driving enforcement/safety message
- Seat belt enforcement and results
- NCAA Men's Basketball Final Four
- Motorcycle Flood Run event
- Motorcycle awareness — riders back on the road; recap prelim 2014 MC deaths (tie to Flood Run or first rider death)
- MC Flood Run
- Teen prom safety — parents/distraction/alcohol
- TBD: Share the road

Distracted Driving

- Issue news release to promote message and pursue personal impact story or other story opportunity.

- Paid media campaign rolls.
- Release infographic.
- Conduct live tweeting of stops and a Facebook Q&A with Lt. Tiffani Nielson

May Click It or Ticket Seat Belt Mobilization

- Begin securing seat belt-related stories to pitch to media.
- New TV creative around Speak Up theme.
- Post online grantee media packets (including pre- and post-enforcement template news releases, key messages/talking points, and social media content) to participating law enforcement agencies statewide for customization and distribution. Include belt enforcement message/primary and regional maps that plot unbelted deaths.
- Coordinate public service radio interview opportunities secured/leveraged through media buy.

Motorcycles

- Issue Advisory for first training courses in campus cities.
- Issue Flood Run news release advising driving public to increase awareness. Provide template release for LEL to distribute to media along route.

Teen Prom — Parent role, distraction/texting, underage drinking

- Issue communications highlighting teen driving with prom hook — reinforce underage drinking and distracted driving.

Outreach

- Various: motorcycle safety reps/booths at motorcycle dealer open houses

Paid Media/Creative

- Texting/distraction buy runs.
- Finalize/secure paid media for *Click It or Ticket* campaign (extensive, two week statewide campaign targeting M, 18-34.). TV, radio, online, gas pumptoppers, and mobile boards, etc.
 - Leverage paid buy to secure editorial opportunities with emphasis on radio drive-time interview with law enforcement.
- 25 Targeted DWI Counties — continue ad flight during high enforcement weekends.
- Plan for July speeding TV campaign.
- Motorcycle Awareness and Impaired (new creative developed) — Finalize buys

May 2016

Editorial

Tentative news releases, advisories or email alerts and/or social media

- *May Click It or Ticket* launch and sustaining news
- Memorial Day safe travel
- Memorial Day weekend fatal recap
- Other sustaining messages for *CIOT* effort (teen)

- TBD: bike safety (MnDOT)
- TBD: MC death update
- OTS Commissioner's Award for TZD enforcement recognition
- Peace Officers Memorial Day
- Cinco de Mayo
- Mothers' Day
- Rochester Craft Beer Expo

May Click It or Ticket Mobilization

- Issue news release/news conference statewide announcing launch of law enforcement and pursue personal impact story or other story opportunity.
- Sustain message with news push mid-enforcement on TBD topics/stories.
- Secure editorial coverage leveraged by paid media buy (radio interviews, etc.).

Memorial Day Safe Road Trip Tips

- Issue safe travel message; reinforce *Click It or Ticket* enforcement.
- Issue fatal/serious crash re-cap of the Memorial Day weekend, reinforce *Click It or Ticket*.

Motorcycles

- Promote Motorcycle Awareness Month, including Washout events around the state, on website and social media. Letters to motorcycle organizations to partake in Washout events and distribute motorcycle safety collateral.
- News advisories for SMARTrainer at May events.

Outreach

- Begin communications planning for "DWI Enforcer All-Stars" with Twins.
- Various: motorcycle safety reps/booths at motorcycle dealer open houses

Paid Media/Creative

- May *Click It or Ticket* Seat Belt Mobilization – TV, cable and local radio; employ gas pumptoppers, indoor, online, and mobile boards as appropriate.
 - Leverage paid buy to secure editorial opportunities with emphasis on radio drive-time interviews with law enforcement.
- 25 Targeted DWI Counties – include motorcycle impaired spot.
- Motorcycle Awareness Motorcycle Awareness billboard in Lake City (April-June).

June 2016

Editorial

Tentative news releases, advisories or email alerts and/or social media

- *Crash Facts* 2015
- May *Click It or Ticket* enforcement results

- Fathers' Day
- Twin Cities Walk Like MADD
- Motorcycle awareness (campaign)/deaths update
- Motorcycle SMARTrainer at Motorcycle Vintage Show
- Summer driving "Share the Road" — bikes and pedestrians

Crash Facts 2015

- Issue *Crash Facts* 2015 news release to recap state's traffic stats/trends.
- Secure county-by-county facts for last five years.

July Speeding Mobilization

- Post online partner materials such as pre- and post-enforcement template news releases, key messages/background talking points, sample social media (Twitter and Facebook) to participating law enforcement agencies statewide for customization and distribution.
- Alert partners of regional news events to launch enforcement.
- Consider infographic.

May Click It or Ticket Seat Belt Mobilization

- Issue news release announcing results of enforcement effort.

Motorcycles

- Announce ad campaign, awareness message on website and social media. Send to MC Task Force members to pass along.
- Issue news release in response to high-profile fatal crashes, as appropriate.
- Event and media pitches to highlight rider training campaign.
- Various: motorcycle safety reps/booths at motorcycle dealer open houses.
- Booth at Vintage Motorcycle Show – State Fairgrounds.
- Training Day for Motorcycle Advisory Task Force (MATF) members
- Promote Ride to Work Day – on web and social media (awareness message).

Summer Driving Advisory/Share the Road

- Issue news release focusing on safe summer driving; deadly historical trend, bike and pedestrian awareness.

2015 Crash Facts

- Issue news release announcing results of 2015.

Outreach

- Continue DWI Enforcer All-Stars event planning.
- Develop speed materials for July.

Paid Media

- Motorcycle Awareness campaign continues through first week of Motorcycle Awareness billboard in Lake City (April – June)
- Assemble creative for July speed.

July 2016

Editorial

Tentative news releases, advisories or email alerts and/or social media

- July speed enforcement launch
- 4th of July DWI enforcement/travel message
- DWI Enforcer All-Stars
- Aquatennial
- Basilica Block Party
- Motorcycle fatal update w/ safety messages
- Motorcycle Advanced Training Weekend Opportunity

4th of July Safe Road Trip Tips

- Promote extra DWI enforcement and safe travel over the holiday.
- Issue fatal/serious crash re-cap of the 4th of July holiday period.

DWI Enforcer All-Stars

- Lock in DWI MVP for interviews; consider local morning/weekend shows.
- Coordinate event with Twins to announce the DWI enforcer all-stars.
- Issue release announcing team and make images/info available to interested statewide media.
- Pitch media ride-alongs with top enforcers.

July Speed Enforcement

- Issue news release announcing statewide speed enforcement and pursue personal impact story or other story opportunity.
- Provide talking points to partners, fact sheets, etc.

Labor Day DWI Mobilization

- Post online partner materials such as pre- and post-enforcement template news releases, key messages/background talking points, sample social media (Twitter and Facebook) to participating law enforcement agencies statewide for customization and distribution.
- Alert State Patrol about radio interviews.

Motorcycles

- 4th of July travel messages
- Issue news release re: impaired riding facts, etc.
- News releases in response to high-profile fatal crash(es) as appropriate or reaching milestone.
- Various: motorcycle safety reps/booths at motorcycle dealer open houses.

- Issue news release in advance of Sturgis (Event happens in Aug.); YTD fatalities, August-September warning.
- MMSC Civilian Police MC Course training Opportunity – take Level I and Level II in one weekend
- Sturgis – promote awareness and safety message on web and social media

Outreach

- Confirm quantities of promotional items for Labor Day effort.
- Develop and distribute items for Labor Day DWI enforcement; work to secure partners (Minnesota Beer Wholesalers Association, Minnesota Licensed Beverage Association, etc.)

Paid Media

- July Speed buy.
- 25 Targeted DWI Counties/Motorcycle Impaired first week in July.
- Motorcycle Impaired billboard in Lake City (July-September)
- Labor Day DWI Mobilization – finalizing planning for two-week ad buy end of August–Labor Day, including TV, radio, online, indoor, gas pumptoppers.
 - Leverage paid buy to secure editorial opportunities with emphasis on radio drive-time interview with law enforcement.

August 2016

Editorial

Tentative news releases, advisories or email alerts and/or social media

- July targeted DWI counties results
- July speed enforcement results
- Labor Day DWI enforcement launch and sustaining messages (weekend DWI updates) – incorporate impaired driving facts into launch or recap news release
- Labor Day safe travel advisory
- Ongoing Motorcycle safety (tie to Sturgis, Bike Week)
- Motorcycle Advanced training Weekend opportunity
- Raksha Walk for Distraction-Free Driving (Shreya R. Dixit Memorial Foundation)
- WE Fest – Detroit Lakes
- State Fair
- Bayfront Blues Festival – Duluth
- Summer Olympics

Child Passenger Safety Week

- Post online partner materials such as pre- and post-enforcement template news releases, key messages/background talking points, sample social media (Twitter and Facebook) to participating law enforcement agencies statewide for customization and distribution.
- Secure “tragedy/success” stories for CPS Week “human interest” stories.
- Explore collaboration with local media outlet for car seat safety checks

July Speeding Mobilization

- Issue news release announcing speed citations from July mobilization.

Labor Day DWI Mobilization

- Issue news release/news conference to launch DWI crackdown and pursue personal impact story or other story opportunity.
- Coordinate public service radio interviews with law enforcement on radio stations statewide secured/leveraged through paid campaign.
- Sustain enforcement message with DWI topics such as DWI courts/ignition interlock and Labor Day safe travel advisory — reinforce DWI enforcement.

Motorcycles

- Issue news release in response to high-profile fatal crash(es) as appropriate.
- MMSC Civilian Police MC Course Training opportunity – take Level I and Level II in one weekend

Outreach

- Send mailing to daycares/pre-schools with call-to-action to visit CPS website for CPS-related materials info for CPS Week.
- Pitch partners to support message through their social media outreach (Children’s Museum, zoos, etc.).
- Motorcycle safety booth/rep at events/open houses.

Paid Media

- Labor Day DWI Mobilization — two-week ad flight runs end of August–Labor Day, including TV, radio, online, indoor, gas pump toppers.
- Plan/assemble creative for CPS buy in Sept.
- Plan/assemble creative for distracted buy in Sept.
- Motorcycle Impaired Billboard in Lake City (July-September)

September 2016

Editorial

Tentative news releases, advisories or email alerts and/or social media

- Back-to-school safety — bus/pedestrians
- Child passenger safety week
- Labor Day DWI arrest results
- Renaissance Festival
- America On Tap – St. Cloud
- Motorcycle Fall Flood Run

Back-to-School Safety

- Issue news release highlighting B-T-S, bus, pedestrian and bicycle safety and pursue personal impact story or other story opportunity.

Child Passenger Safety Week

- Issue news release for CPS Week and pursue personal impact story or other story opportunity.
- Pitch radio stations for interview opportunities.
- Conduct Facebook Q&A with Heather Darby.
- TBD on car seat safety check collaboration with local media outlet.

Labor Day DWI Mobilization

- Issue news release announcing results of Labor Day mobilization; package with Labor Day fatal/serious injury recap; and pursue personal impact story or other story opportunity.

Motorcycles

- Issue Flood Run news release advising driving public to increase awareness; reinforce September is deadly month too, MC fatalities year-to-date, etc.
- Post on website and social media about Deer Safety (pose risk to riders in autumn months)
- End of training season – last chance to get trained, training numbers thus far (if possible to get)

October Click It or Ticket Seat Belt Enforcement

- Post online partner materials such as pre- and post-enforcement template news releases, key messages/background talking points, sample social media (Twitter and Facebook) to participating law enforcement agencies statewide for customization and distribution; include new seat belt rate and promote primary/booster message.

Halloween DWI enforcement

- Post online partner materials such as key messages/background talking points, sample social media (Twitter and Facebook) to participating law enforcement agencies statewide for customization and distribution.

New 25 Counties Targeted for DWI Patrols

- Begin media material development for new 25 DWI counties, poster, etc.

Deer-Vehicle Safety

- Secure dash-cam of deer-squad crashes.

Outreach

- Pitch partners to support CPS message through their social media outreach (Children’s Museum, zoos, etc.).
- Motorcycle safety booth/ reps at events/open houses

Paid Media

- CPS buy – young parent programming
- Motorcycle Impaired billboard in Lake City (July-September)

Evidence-Based Enforcement Plan

Minnesota Office of Traffic Safety

Enforcement Philosophy

By ruling of the Minnesota Supreme Court, check-points have been declared unconstitutional; therefore Minnesota's enhanced enforcement efforts are of the high visibility blitz/saturation type concentrating on roadways and areas suggested by traffic volume and/or crash history.

All enforcement projects funded by OTS are required to use high visibility tactics including vests and signs announcing the type of enforcement (speed, belts, DWI or distracted) and multiple agencies and squads whenever possible. The requirements for evidenced based performance plans for enforcement programs are met by OTS' enforcement projects.

Minnesota's enforcement efforts have strong earned media components and the major ones (April distracted driving, the May mobilization, Labor Day crackdown, and the July speed wave) have significant paid media components. In addition, paid media is conducted throughout the year in the 25 (out of a total of 87) counties with the highest number of alcohol-related deaths and serious injuries.

OTS requires multi-agency collaboration in grant-funded enforcement projects to increase communication about and coordination of activities, maximize the impact on the public's perception, decrease duplicative paperwork and media efforts, and allow for flexibility of funding within the partner agencies. All enforcement project awards are based on competition among applications received; a request for proposals was let in spring of 2015 for grants to be conducted during the 2016 federal fiscal year. High visibility enforcement efforts including the State Patrol, a Sheriff's Office, and at least one municipal agency in each event are encouraged; at least two squads are required in even the smallest population sites. Applications from more than one agency are required; only the patrol grant has a single agency funded by it. Each grant must identify a single agency that will be the fiscal agent for the state and oversee the grant for the other agencies. In 2015, the 55 enforcement grants (including one to the State Patrol) will cover 307 different county and municipal agencies in addition to each of the eleven districts of the Patrol. Grants for 2016 have not been selected yet as of the date of the HSP.

Crash Data and Selecting Grantees

OTS is most concerned with traffic deaths and serious injuries when looking at crash data. Using the "Grids" (see Attachment 3 for an example), the evaluators reviewing the enforcement grant applications assign point to each application for problem over-involvement. Because enforcement grants in Minnesota almost always represent at least one county (the two differences being St. Louis County which is split between the urban areas around Duluth and the rest of the county and Hennepin County -- Minneapolis is the county seat -- which is split between four grants by area) the grids provide information by county. For each of the 87 counties, data on deaths and injuries involving unbelted, alcohol-related, speed-related, and distracted-related is provided for a three year period. In Minnesota, while well over half the population lives in the Minneapolis/Saint Paul area counties, only about 30 percent of the roadway deaths and serious injuries occur in the metro region. If OTS looked solely at the absolute numbers of deaths and serious injuries, we would be discounting the majority of the problem. Therefore, OTS defines over-involvement in two ways, once by size of the problem (expressed by the number of deaths and serious injuries) and a

second by the severity of the problem (expressed by the death and serious injury rate by vehicle miles traveled and by population in each county). Counties are compared to the state as a whole as if it were a single county and over-involvement points assigned based on which rates in which they were over-involved and points are also assigned depending on how far up the list ordered by number of deaths and severe injuries they are.

Some of the OTS's enforcement efforts are statewide, and some are specific to a limited number of OTS identified counties with the most serious problems. All are based on problem identification. Because of the large numbers of people killed in the late afternoons and the evenings (the "dying to get home syndrome") at least 50% of hours worked during seat belt waves must be worked between 4:00 PM and 1:00 AM and all of the speed waves work must be conducted between 2:00 PM and 7:00 PM. Because research shows that high visibility enforcement (HVE) is more effective, agencies are required to use HVE techniques including signs and vests which have been provided by OTS. For the most rural, smaller agencies, HVE is not easily done due to lack of available officers and squads; however, signs and vests can still be used even when the number of squads out on a roadway stretch is only two.

Community and political support is critical to sustaining traffic enforcement in counties and cities. The public information and media work conducted on the local level are largely responsible for gaining that support. In addition, the OTS and our enforcement liaisons take advantage of every chance possible to make a presentation to city council and county board meetings. The presentations, usually of a piece of equipment provided to the enforcement agency by OTS, always explain why traffic safety is so important, provide local statistics, praise the enforcement agency for their work, and thank the council/board for their support.

Required Officer Training

Officers being reimbursed with NHTSA money, regardless of the project, are all required to have completed Standardized Field Sobriety Training (a two day course with actual drinking subjects each of the two days) and Advanced SFST: Drugs that Impair (a one day course that is soon to be replaced by ARIDE). Officers are also required to have completed the four hour Occupant Protection Usage and Enforcement training – a course distilled from the NHTSA TOPS curriculum. All officers for whom we pay any time are required to have an SFST Update four hour class unless their last experience with an SFST class (either the basic or advanced) was less than five years ago. The instructors and materials for the classes are provided by the Minnesota State Patrol through a grant with OTS.

Law Enforcement Liaisons

Minnesota hired its first law enforcement liaison in June of 1994; this year we are celebrating the twentieth year of the program. Four liaisons have been on board since October 1 of 1994; they live in and work with the enforcement agencies in their assigned areas. Referred to as "God's gift to traffic safety" within the OTS, the liaisons have left an indelible impression on all they meet and a legacy of safer travel unrivalled in the state. The OTS lets a Request for Proposals for liaisons every three to five years; the liaisons are contractors, not employees of the state. The spring of 2014 was a year in which the RFP was let. The liaisons work with agencies on a one-on-one basis and through area and statewide meetings of chiefs

and/or sheriffs; encouraging placing a high priority on traffic safety and participating in OTS programs, as well as sharing their wealth of experience of tactics and strategies that are effective. Before the OTS had liaisons, the vast majority of the enforcement agencies in the state hadn't heard of our office and would have been unable to say what problems we addressed or goals we strove to reach. They are now our strongest partners due in large part to the liaison program.

One Grant per Agency

Minnesota has returned to having only one enforcement grant per group of agencies covering all OTS' enforcement efforts with the exception of DDACTS. Our saturations are all STEP projects: publicizing the up-coming enforcement, increasing enforcement activities for a period of time, and then publicizing the results of the enhanced enforcement. Enforcement projects are summarized here to assist those interested in this single strategy which has been shown to be very effective in changing behavior.

One recommendation of the 2011 Enforcement Summit was to have no more than one grant for enforcement per group of agencies. In prior years, a fiscal lead agency and its partners could apply for and receive a *Safe & Sober* grant where enhanced enforcement was done in patterns of "waves", specific counties and cities were identified by MnDOT to work HEAT (speed patrols) through a second grant, and thirteen counties were identified by OTS to work at least one impaired driving saturation a month through the NightCAP project; a third grant. Due to the significant traffic safety problems identified, a few counties in Minnesota received one grant for *Safe & Sober* enforcement, a second for NightCAP enforcement, and a third for HEAT, the recently re-incarnated speed program. In some counties, there was a lack of coordination of the different projects; different people could be responsible for each grant and they may not share information very well. That sometimes resulted in such problems as a need for more officers for overtime than want to work certain days, or impaired driving activities scheduled in the middle of a seat belt wave. Beginning in 2013, OTS decided to have no more than one grant with any local enforcement agency or group of agencies.

DDACTS

In 2013 OTS funded two agencies (one county and one city) to pilot DDACTS projects of eighteen months in length. Funds provided pay for travel for representative of the agencies to training on the concepts, software for mapping and training on it if needed, and in the last six months of the grant, a limited amount of overtime enforcement which must be matched on an hour for hour basis with local funding. A third eighteen month project was started in 2014 and completed in 2015. While the agencies that did participate had very positive experiences with the program, no agency expressed an interest for 2016. Two of the reasons most commonly given are the limited overtime hours for which OTS would pay and the difficulty of filling enforcement grant overtime shifts.

High Visibility DWI Enforcement

Several years ago, Minnesota OTS piloted an ultra-high visibility project in Anoka County; a suburban metropolitan county. All agencies in Anoka County including the State Patrol, Sheriff's Office and every municipal agency, participated in the saturation efforts monthly during inclement/winter months and more frequently during the more pleasant months when DWI crashes most often occur. The project concentrated a very large number of squads on selected roadways. The project utilized large, portable

electronic message signs and officers wearing reflectorized vests identifying the event as DWI enforcement. The project was very successful and was presented at several national conferences and regional meetings. It increased the public's perception of the likelihood of being arrested for driving while impaired. The basics of the project have been incorporated into all our enforcement projects, with some modifications especially in the number of squads used, due to populations and unique circumstances.

The Basic Grant and Enforcement Calendar

The statewide grants provide funding on an annual basis as the result of applications received in response to a Request for Proposals. Beginning in 2014, only multiple agency grants were accepted and no agency receives more than a single grant for traffic safety work. At least 92% of the grant funds are used for overtime enforcement during the time periods specified in the annual enforcement calendar with the remaining funds able to be used for overtime dispatch services, administrative services, and/or up to half the cost of traffic safety enforcement equipment. Mileage must be reported and claimed as local match. In federal 2016, the enforcement time periods include October 9-25 focusing on seat belts, November 25, 27 and 28 and December weekends on DWI (with weekends being defined as Thursday, Friday, and Saturday nights), April 11-17 concentrating on distracted driving, the national Memorial Day seat belt mobilization (May 23 through June 5), July 8-22 focused on speed, and the national Labor Day DWI crackdown (August 19 – September 5). Agencies do not necessarily work every day of each event; the number of hours worked depends on their work plan and budget. In addition to being a part of the Labor Day crackdown, the last day in August focuses on the Ted Foss Move Over law (requiring vehicles to slow down and/or move over when encountering a squad car, highway construction workers/vehicles, or ambulance services stopped on the side of the road). In addition to working during the enforcement time periods, agencies must publicize the efforts with the help of Safe Roads Coalition (if their community has one) and media materials prepared by the DPS Office of Communications.

In addition to designing and conducting statewide events publicizing the enforcement periods and setting up regional events with the help of the locals and MnDOT TZD representatives, the OTS oversees a contract to purchase media related to the waves and the DPS' Office of Communications provides media packets for each enforcement period defined in the grant. The agencies (both enforcement and organized TZD coalitions) do much more than simply send out personalized news releases before and after each wave; they set up and conduct news conferences kicking off the waves, are active in seeking interviews on radio stations and cable television, encourage reporters to ride along with patrolling officers and attend SFST classes, write letters to the editor and seek others to do the same. Some are also adept at finding businesses to support their efforts through such things as providing coupons for good behavior; placing messages on changeable outdoor signs, or messaged post its on prom flowers, pizza boxes, and dry cleaning bags; and a wide range of other creative earned media ideas. In the past couple of years, most of the Safe Roads (formerly Safe Community) grants have become more active in promoting the enforcement waves; one of the requirements of that grant is that they support enforcement waves by assisting with or conducting outreach to the public about those events.

Selected TZD Enforcement Grants: additional DWI enforcement

In the 25 counties with the highest number of alcohol-related deaths and serious injuries, TZD enforcement grants have additional requirements related to more DWI enforcement. In most cases, the State Patrol

districts set up at least monthly saturations in those counties – in the summer and metropolitan area, the events become more frequent. Each saturation must include officers from at least one sheriff's department and local police department in addition to the patrol; however, it is not uncommon to see ten agencies in the metro and St. Cloud areas. The local agencies are usually reimbursed by the grants for their overtime hours; however, the OTS continues to encourage departments to send additional on-duty officers to the events as well. All liaisons provide caps with TZD enforcement logo on it to officers who get a first "hat trick" – three DWIs in a single shift, and uniform pins or engraved hockey sticks (not the expensive regulation sticks) for subsequent hat tricks.

Law Enforcement Recognition

Law enforcement officers are generally competitive and the importance of traffic enforcement is not understood by most citizens who may believe it is done to raise funds rather than to save lives and prevent injuries. It is important and effective to have some type of recognition program for officers who enforce traffic laws. In the past, OTS conducted an Enforcement Challenge each year. Participation in the Challenge has continued to decline and the program has been cancelled. The OTS queried enforcement agencies in regards to their suggestions for recognition programs and in 2014 switched the program to awarding two agencies each quarter from each liaison's area to receive their choice of award (lidar, radar, five PBTs or five PIT training registrations) for outstanding efforts, and providing a award lunch for approximately 100 people including the DPS Commissioner to one agency each year selected by OTS and OOC staff from nominations received from the liaisons. The first Commissioner's Award lunch in 2014 honored the Saint Cloud Police Department and the 14 municipal departments and two sheriffs' offices covered by that grant. The second Commissioner's Award lunch in 2015 honored the Blue Earth County Sheriff's Office and the three Sheriffs' Offices and 12 municipal agencies in that grant. Both events were resounding successes with nearly all sheriffs' and chiefs attending, in addition to their officers who were contacts for the grants and/or were leaders in DWI, seat belt and traffic safety enforcement for their agency.

A *DWI All Star* event is held annually at a Minnesota Twins baseball game. The event honors officers arresting the highest numbers of impaired drivers in the previous year on the field before the game begins. Each officer is presented with an engraved bat with his or her name inscribed and the highest writer in the state throws out the first pitch. The population of the jurisdiction for which the officers are working is informally considered by the OTS in the selection process of the nominations received; officers from smaller communities are not at a disadvantage. The event is extremely popular with the officers and their families, who receive tickets for the game from a sponsoring private organization (AAA of Minnesota and Iowa).

Mobilizations and Crackdowns

Because the requirements and reports are light, the mobilizations and crackdowns cover a much larger number of agencies than the grant and challenge programs combined. To participate in the mobilizations and crackdowns, agencies must at a minimum issue pre and post news releases, increase their patrols and enforcement of the chosen violation, and report to OTS the number of chosen violations written during the enforcement period within less than a week of the end of the wave. Any and all officers can participate; there are no training requirements. Agencies are not allowed to report together on mobilization results;

each agency must report their own. All agencies are strongly encouraged by the liaisons to participate in all mobilizations and crackdowns; and grantees are required to participate under their grant agreements.

Evaluating Enforcement Activities

Minnesota statutes prohibit what are commonly referred to as “quota laws” – a prohibition against evaluating enforcement employees based on number of tickets written. Therefore, our early grants stated agencies would “strive to achieve” the productivity objectives. Nevertheless, even that was challenged in 1999 and beginning with federal 2000 grants, OTS was no longer allowed to set any numerical objectives for agencies. The absence of numerical goals set by OTS has not had any adverse impact on enforcement activity. Instead of comparing an agency with the numerical goals we had set, we compare each agency with the average performance of all agencies during that same time period. An allowance is made for the rural areas with a lower pools of traffic and violators. Grantees are appraised of their progress in comparison to the average results throughout the year. Productivity is considered when awarding grants.

A contact is defined as a vehicle stopped. In order to encourage DWI and other arrests in which a person is taken into custody -- necessitating a long process and/or a long drive to jail for the arresting officer -- metro agencies receive four points for each person taken into custody, and non-metro agencies receive six points. When an officer is having a car towed, but is not taking the driver into custody, two points are awarded as a wait for a tow truck will be the likely result. Other vehicle stops result in one contact point. An agency's total points are divided by the hours worked to compute the stops per hour. The citation objectives are computed on the simple ratio of citations issued or arrests made for the particular area (DWI, occupant restraints, texting, speeding) to total number of citations issued.

The four present enforcement objectives are factors the OTS looks at carefully when considering funding individual projects for a subsequent year. In particular, agencies must compare their past funded enforcement actions with the averages of all agencies in a separate section of that application if they have not met or exceeded the average.

In addition to the enforcement performance objectives discussed above, each grant must write at least three measurable, time-specific objectives of their own. For example, “increase seat belt use as shown by informal surveys from a baseline of 72% in June of 2013 to 90% in June of 2015”. In their final reports for the year, agencies discuss their progress towards meeting these goals.

E-Charging

The e-charging system, developed by the Bureau of Criminal Apprehension under a grant from the OTS, allows officers to electronically file the paperwork for a DWI arrest on-line through web-based applications. The system greatly cuts down on the time it takes to complete the paperwork and ensures all the right forms are completed, reading from the driver's license record the prior offenses so the officer knows with certainty what all the charges for the current offense should be. During 2014, 97.571% of DWI arrests were charged on-line using the e-charging system. Agencies which receive funding from an enforcement grant are required to use e-charging for at least 50% of their total DWIs. At this point, connecting to the on-line system 24-7 is a recurring problem for some agencies; thus the 95% use rate is as

high as expected at this point. The BCA continues to provide training on the system and to make modifications to it through a grant with OTS. The next module to be completed, as a result of the U.S. Supreme Court McNealy decision, will allow warrants to be filed.

ROAR and Continuous Follow Up

OTS requires agencies to track a great deal of data and shift activities in order to be reimbursed for overtime enforcement. The Real-time Officer Activity Report (ROAR) is the brainchild of a Saint Paul PD officer and the departmental computer person with whom he worked, taking all the paperwork required and turning it into a relatively simple on-line program that officers can enter from their vehicles as the stops occur. After OTS saw a demonstration of the program Saint Paul was developing, we signed on as a partner with a grant to develop it for statewide use.

Grant administrators enter their detailed plans (dates, times and locations for high visibility enforcement of each of the four focus areas—belts, impaired, distracted, and speed) into the system so they are available for everyone who needs them. Authorized persons (such as lead fiscal agents, supervisors, and certain OTS personnel) can dial up their results at any time for any time period. As an evening of enforcement progresses, those same authorized people can watch as activity happens by officer and by agency. At the end of the event (the scheduled end time when all officers are done entering) a sheet of results is automatically printed out containing the stops per hour overall and by agency and bar graphs showing the results for the tickets of interest (belts, DWIs, distracted-related, and/or speed). After each quarter, the enforcement coordinator will share comparisons of results taking into account the number of officers working in the different events. Based on this follow up information, the agencies may decide to switch their enforcement roadway or encourage their officers to pay closer attention to seat belt violations. Since the advent of high visibility enforcement for all grant events, citations per hour have decreased somewhat as expected.

The ROAR system also tracks and documents that officers working on OTS time have had the required training; this is one of the most challenging aspects of the system and of enforcement grants as a whole.

The system has greatly simplified reporting from the agencies viewpoint (especially considering how many agencies and individual officers reports had to be summarized accurately in the past) and it is officer tested and very much approved.

All agencies are required to use ROAR for all hours that they work for which OTS is expected to provide reimbursement. The program also helps agencies and OTS in monitoring, the dispatch logs can be compared to the activities in the ROAR system reports and any discrepancies sorted out. Future revisions may include modules to assist agencies with preparing their invoices for submittal to OTS.


Highway Safety Plan Program Areas and Strategies

Introduction

Once upon a time, it seemed easy to assign a project to a specific area and have only one coordinator really understand what that project was about. Those days have long since passed and Minnesota is a safer state for their passage. While projects by necessity are still usually assigned to one program area and one coordinator, those decisions are seldom easy or obvious. Each coordinator must have an understanding of the total traffic safety landscape to be able to make his or her individual projects successful and efficient. For ease of use, Minnesota's Highway Safety Plan is organized by the following general area codes used in the Grant Tracking System: planning and administration, occupant protection, impaired driving, police traffic, traffic records, community programs, motorcycle safety, and roadway safety. The reader is considered forewarned that synergies abound.

The following pages provide basic information about all the projects of OTS during federal fiscal year 2016 including their budgets, basic tactics/strategies, and ties to *Countermeasures That Work* and the *Minnesota Strategic Highway Safety Plan documents*. We have included brief descriptions of all types of funding sources and special projects for which we have information at this time. Revisions to the Highway Safety Plan will be submitted as necessary during the year.

This Highway Safety Plan supports our mission, will move us towards zero deaths and our interim goals, and ultimately help us achieve our vision of a safer Minnesota.



Projects and Funding; the Heart of the HSP

The following section of the HSP provides information on the strategies to be implemented and the amounts and types of funding committed to them for federal 2016. As issues, challenges, and successes arise; revisions to the Highway Safety Plan will be submitted.

For the 2015 Highway Safety Plan, the OTS made significant changes to the format of our individual project descriptions. Those changes were kept for this 2016 document. A brief explanation of the changes follow:

- Placing information on the federal funding, the state and local match, and the amount of the federal funding that is of local benefit after each project in addition to summarized all those at the end of each section.
- Citing the reference to *Countermeasures That Work 2013* by Chapter and Section. That document is designed to “assist highway safety offices [ed. such as OTS] in selecting effective, science-based traffic safety countermeasures”. *Countermeasures That Work* does not cover projects which are related to such critical areas as planning, administration, evaluation, committees and task forces, traffic records, and systems improvements. As the document states “the guide does not include administrative or management topics such as traffic safety data systems and analysis, program planning or assessments, State and community task forces, or comprehensive community traffic safety programs”.
- Citing the reference of that project to one of the focus areas in the 2014-2019 Minnesota Strategic Highway Safety Plan. Those areas are listed on page 30 of this document.

16-01: Planning and Administration

Planning and Administration is a critical function of Minnesota's traffic safety program, ensuring funds are used on identified problems, towards target markets, and on the strategies most likely to make an impact on the number of crash related deaths and serious injuries. The OTS uses P&A funds to support the operational costs of the Office of Traffic Safety (such as technical support, rent, supplies, phones, general mailings, in-state travel, employee development and training) and staff salaries as noted below.

During the 2016 federal year, the following OTS staff members are planned to be supported through the P&A project and so charged half to the federal program and half to the state required match:

- Director (time of one full time position charged 50% federal and 50% state)
- Traffic Safety Program Manager (time of one full time position charged 50/50)
- Research and Evaluation Manager (time of one full time position charged 50/50).
- State Program Administrator Senior (time of one full-time position charged 50/50)
- State Program Administrator Principal (time of one full-time position charged 50/50)
- Support Staff (time of two full time positions charged 50/50)
- Accounting Officer (time of one-half full-time position charged 50/50)

In the recent past, the Office of Traffic Safety (OTS) and other divisions of the Department of Public Safety (DPS) have worked on the development and the implementation of a website based grant system, commonly called "E-Grants". Beginning in the 2014 fiscal year, the E-grants system covered the whole life of the grant; from Request for Proposals, to application, to award, to invoicing and reporting and close out. The system will make it easier and more efficient for applicants, as well as, the Office of Traffic Safety and the Region 5 NHTSA office. In addition, the system will help OTS to better manage and track the grants. The development of the system is presently under contract to AGATE. OTS will continue to provide funding for system maintenance; that funding is all included in a project in the traffic records (05) project area.

Project Number: 16-01-01

Project Title: Planning & Administration

C.T.W. Not applicable

SHSP Focus: Management Systems

Description: This project provides for the staff responsible for the overall management, support, and operations of the Office of Traffic Safety and projects primarily funded by the National Highway Traffic Safety Administration (NHTSA). In-state travel costs for staff, and the use of state vehicles are also supported to ensure travel within Minnesota to meet traffic safety partners, discuss and monitor projects, and attend

in-state meetings, conferences, and workshops. Other funding received and managed by the office includes the state funded planning and administrative match from the trunk highway fund, the state dedicated Motorcycle Safety Fund, and the state dedicated Child Seats for Needy Families Fund. The activities undertaken through planning and administration include hiring staff, prioritizing problems and solutions based on crash data, providing leadership and guidance to the programs, directing and testifying on traffic safety legislation as appropriate, seeking approval and providing information for the biennial state budget, and providing support services and oversight for program staff members and the operations of the Office of Traffic Safety. Allowable costs are split on a 50/50 basis between federal and state funds. This project also covers all rent, partial parking or bus passes, supplies, and communications and miscellaneous costs related to support all OTS staffs work.

Finally, the project provides the OTS with a half-time accounting officer in the Department's Office of Fiscal and Administrative Services to set up and track budgets in the state system, submit the voucher of costs incurred on the grant tracking system (GTS), run and provide financial reports to the OTS and others, and assist the OTS with fiscal processes and procedures.

Evaluation Business programs are efficiently and effectively managed so that operations support the effectiveness of program areas and work towards obtaining our goals and objectives. Staff evaluations are considered to identify needed training and ensure staff have the skills and knowledge to do their jobs successfully.

Directing Agency: DPS:OTS and DPS: Office of Fiscal & Administrative Services

Funding \$560,000 Section 402

Match: \$560,000 State Hard Match

Local Benefit: \$0.00

Planning & Administration

Project Number 16-01-#

#	Title	Code	Federal	Match	Local Benefit
01	Planning and 'Administration	PA	\$560,000.0	\$560,000.0	\$0
Total P&A			\$560,000.0	\$560,000.0	\$0.0

16-02: Occupant Protection

Effective June 9, 2009, Minnesota's Seat Belt Law was made a primary and universal offense, meaning drivers and passengers in all seating positions must be buckled up or in the correct child restraint and the vehicle can be stopped for that violation alone. In addition, effective July 1, 2009, Minnesota's Booster Seat Law was passed, requiring a child who is both under age 8 and shorter than 4 feet 9 inches to be fastened in a child safety seat that meets federal safety standards. Under this law, a child cannot use a seat belt alone until they are age 8 or 4 feet 9 inches tall.

Occupant Protection programs in Minnesota take a variety of forms. The projects listed in this section reflect our Child Passenger Safety (CPS) initiatives, projects aimed solely at increasing belt use or measuring it, and projects which provide extra enforcement for the May seat belt mobilization.

Please note that many of OTS programs related to seat belts are listed in other sections of the Highway Safety Plan. Enforcement projects related to seat belts are included in all the *TZD Safe Roads* projects in the police traffic section (section 4) and local coalition projects related to seat belts are in the community programs section (section 6). In addition, seat belt campaign materials, earned media kits, and paid media are also provided through the community programs section, and the services of the *TZD Safe Roads* and TZD regional coordinators who work approximately half their time on seat belts are provided in sections 4 and 6 respectively.

Minnesota crash data are persuasive; of the 270 motor vehicle occupants killed in 2014, only 55 percent were known to be buckled up. And, of the 741 motor vehicle occupants severely injured, only 61 percent were known to be buckled up. Young people are especially at risk; two out of every five motor vehicle occupants killed or severely injured in Minnesota are aged 15-29. Tragically, only 43 percent of them were known to be buckled up. Males of all ages are less likely than females to wear their seat belts. Of all the MVO males killed or injured in 2014 crashes, only 80 percent were known to be buckled up, while 87 percent of the females were. Seat belt usage is worse during late night hours. During crashes between 9:00 p.m. and 3:00 a.m., only 33 percent of those killed or severely injured were known to be buckled up. This compares to 57 percent belt use during the rest of the time. Thus, attention to enforcing seat belt use in the evening is being strengthened by OTS, regardless of the obvious difficulties.

From our Observational Studies, we found that males in the general population buckle up less often than females (by 4.4 percentage points) though this difference continues to decrease. Pick-up truck drivers buckled up less than drivers of other vehicles by about 12 percentage points. Those classified as 16 to 29 years old buckled up more than in 2013 by 1.2 percentage points but continue to wear their seat belts less than other age cohorts.

In 2014 OTS conducted a second Booster Seat Survey of children 4-7 years of age. Results found an increase in children properly restrained in a booster seat from the first study that was conducted in 2011 (8.8 percentage points).

64.1 percent in 2011

72.9 percent in 2014

An increase of 8.8 percentage points

Female drivers in 2011, 65.3 percent were properly restrained, in 2014 it was 74.0 percent

Male driver in 2011, 62.3 percent were properly restrained, in 2014 it was 71.7 percent

Drawing conclusions from the information on children in the following tables is difficult due to the smaller number of individuals observed in the cohort. Since so few children between birth and ten are observed, the changes in use from one year to the next are relatively meaningless.

Observed Shoulder Belt Use and Unweighted Number by Age

	Estimated Age									
	0–10		11–15		16–29		30–64		65–Up	
Survey Date*	%	N	%	N	%	N	%	N	%	N
2005	86.7	116	80.3	274	74.8	4,524	84.8	8,205	88.7	1,560
2006	81.0	85	85.5	302	75.6	4,320	82.0	8,943	88.6	1,713
2007	95.1	80	89.8	235	77.9	2,868	87.5	7,987	93.3	1,530
2008	91.3	86	86.1	259	81.5	3,062	86.4	7,020	89.0	1,477
2009	95.9	80	88.5	208	83.9	3,174	86.5	7,410	90.8	1,603
2010	95.6	75	97.2	185	88.7	2,487	93.4	6,148	92.6	1,520
2011	100	33	97.8	173	90.7	2,585	90.6	6,875	94.1	1,233
2012**	97.4	24	84.0	227	93.3	3,706	94.1	11,557	91.9	1,312
2013	99.4	100	99.2	209	92.8	3,603	95.4	11,048	93.7	1,375
2014	94.6	45	96.2	268	94.0	3,339	94.7	10,513	96.4	1,172

*August before 2012, June 2012 and after

**New survey design implemented in June 2012

Observed Shoulder Belt Use and Unweighted Number by Vehicle Type and Site Type

Site Type & Survey Date*	All Vehicles		Car		SUV		Van/Minivan		Pickup	
	%	N	%	N	%	N	%	N	%	N
Intersection05	80.6	7,408	82.0	3,703	83.9	1,511	87.0	932	68.8	1,262
Intersection06	79.7	8,322	81.8	3,921	83.1	1,643	84.4	1,163	68.7	1,595
Intersection07	85.7	6,964	86.6	3,333	90.3	1,445	90.7	1,008	74.5	1,178
Intersection08	84.8	6,611	86.3	3,315	88.7	1,302	88.9	985	76.1	1,189
Intersection 09	85.2	7,390	86.1	3,702	88.8	1,440	90.7	936	76.0	1,312
Intersection10	91.3	6,579	91.6	3,162	93.0	1,558	95.6	844	84.2	1,015
Intersection11	90.3	5,933	90.8	2,803	92.0	1,415	94.1	770	81.7	945
Intersection12**	93.1	9,449	93.7	4,262	95.7	2,323	92.0	1,179	85.7	1,624
Intersection13	94.6	9,614	95.8	4,361	96.7	2,376	97.3	1,092	86.4	1,755
Intersection 14	94.6	6,827	97.0	3,017	97.0	1,857	96.5	785	84.4	1,151
Exit Ramp 05	87.5	7,289	87.9	3,827	91.1	1,437	89.4	1,016	78.6	1,009
Exit Ramp 06	84.7	7,058	85.6	3,630	86.1	1,374	86.8	1,005	76.1	1,049
Exit Ramp 07	87.5	5,749	87.2	2,919	89.4	1,172	91.6	837	80.7	821

Exit Ramp 08	87.4	5,339	87.8	2,761	89.1	1,070	88.5	771	81.4	737
Exit Ramp 09	89.8	5,108	90.52	2,641	92.3	1,020	93.3	600	81.1	847
Exit Ramp 10	94.9	3,870	95.6	1,927	98.1	882	95.4	524	83.1	537
Exit Ramp 11	93.7	4,994	94.4	2,597	94.2	1,162	96.9	642	88.7	593
Exit Ramp 12**	96.4	5,211	97.2	2,728	96.8	1,485	97.3	614	90.2	615
Exit Ramp 13	95.8	6,088	96.0	2,977	97.5	1,628	94.4	695	92.1	763
Exit Ramp 14	96.4	5,996	96.7	2,882	97.0	1,656	96.1	700	93.3	745
Mid-Block 12**	94.9	1,937	93.6	914	96.9	513	95.0	241	95.6	259
Mid-Block 13	96.4	734	97.6	300	97.2	193	98.9	90	90.5	141
Mid-Block 14	94.6	2,355	96.4	934	97.3	588	97.8	266	84.6	545

*August before 2012, June 2012 and after

**New survey design implemented in June 2012

Observed Should Belt Use and Unweighted Number by Sex

Survey Date*	Male		Female	
	%	N	%	N
2005	78.7	7,878	87.2	6,692
2006	77.0	8,303	85.9	6,882
2007	82.7	6,986	90.2	5,704
2008	81.7	6,640	90.7	5,223
2009	83.4	6,917	90.4	5,543
2010	89.2	5,504	95.8	4,918
2011	88.0	5,900	94.7	4,989
2012**	91.9	9,161	95.6	7,653
2013	92.6	9,257	97.5	7,138
2014	92.8	8,630	97.2	6,707

*August before 2012, June 2012 and after

**New survey design implemented in June 2012

Progress in occupant protection use can be seen on several fronts. Less obvious than the increase in seat belt use in the general driving population, but equally important, is the steady decrease in severe injuries that has occurred over the past decade. Although the total number of people involved in crashes each year doesn't change a great deal, fewer people suffer debilitating and disfiguring injuries – an accomplishment we credit to increased belt use.

Project Number: 16-02-01

Project Title: Occupant Protection Coordination

C.T.W. Not Applicable

SHSP Emphasis: Management Systems

Description: This project provides for a full-time Office of Traffic Safety staff person to manage and coordinate the federally funded occupant protection projects. It covers appropriate employee salary, fringe benefits, and indirect costs. The primary goal of this position is to increase the appropriate and correct use of child seats and seat belts by all occupants in the vehicle, regardless of age or seating position. This is accomplished by outreach, devising and conducting projects, assisting with print and electronic materials, responding to legislative and media inquiries, and forming beneficial partnerships. This coordinator is also responsible for providing certification updates for nationally accredited child passenger safety instructors and technicians at the annual Towards Zero Deaths conference. Additionally, the position assists coalitions and partners in the state addressing seat belt and child seat issues.

Evaluation Evaluation will be administrative in nature; considering employee performance reviews, resolutions of problems encountered, and the successful coordination and monitoring of projects undertaken. The written evaluations from the CPS portion of the Toward Zero Deaths conference and reports from the Resource Center(s) will also be used to evaluate the project.

Directing Agency: DPS: OTS

Funding \$115,000 Section 402

Match: \$0.00

Local Benefit: \$0.00

Project Number: 16-02-02

Project Title: Child Passenger Safety Support

C.T.W. Chapter 2; Sections 4 and 5

SHSP Emphasis: Unbelted

Description: This project provides for a full-range of material and service support necessary to ensure the safe transportation of children in vehicles. The strategies undertaken include providing training for instructors and clinicians who in turn train parents and caregivers to correctly use the appropriate seat, and providing print and other outreach materials to the general public, as well as to CPS instructors and technicians. This project will fund support for the outreach and education disseminated to the public and our partners regarding the safe transportation of children. Costs include those associated with creating and printing or producing materials that cannot be done by DPS Office of Communications, mailing and shipping, conducting training and workshops, and CPS training tools (including child restraint instructional compact discs, latch manuals, and zip drives) are all used to support the CPS efforts of staff and partners. In addition, the costs for registration and hotel (when necessary) for a limited number of advocates to attend the TZD conference will be provided.

Evaluation The determination of success will consider the results of evaluations completed by car seat clinic and fitting stations users, by advocates who are trained and work with the program, and by the results of the implementation of a program providing car seats to needy families.

Directing Agency: DPS: OTS

Funding \$45,000, Section 402

Match: 0

Local Benefit: \$45,000

Project Number: 16-02-03

Project Title: CPS to Lifesavers

C.T.W. Not Applicable

SHSP Emphasis: Unbelted

Description: Funds will be used for expenses related to send two Child Passenger Safety Advisory Board members to the Lifesavers conference and/or its CPS pre-conference.

Evaluation Attendee's assessment of the conference.

Directing Agency: DPS: OTS through grants and contracts as needed

Funding \$4,000, Section 402

Match: 0

Local Benefit: \$4,000

Project Number: 16-02-04

Project Title: Belt Enforcement for Patrol

C.T.W. Chapter 2 ; Section 2

SHSP Focus: Unbelted

Description: This project will provide for increased enforcement of the seat belt law during October and over Memorial Day for the Minnesota State Patrol. Costs reimbursed will include overtime salaries, fringe benefits, and indirect costs for the Patrol. This project is conducted in conjunction with 16-04-03: TZD Enforcement at the MSP, 16-04-10: Electric Sign Rental, and 16-03 05: MSP DWI Enforcement.

Evaluation The seat belt use rate of those killed and severely injured as identified by the crash record data base will increase.

Directing Agency: DPS:MSP

Funding \$800,000 (405b)

Match: \$110,000

Local Benefit: \$0

Project Number: 16-02-05

Project Title: Belt Enforcement for Cities and Counties

C.T.W. Chapter 2 ; Section 2

SHSP Focus Area: Unbelted

Description: This project will provide for increased enforcement of the seat belt law during a week in October, and over the Memorial Day mobilization for cities and counties. Costs reimbursed will include overtime salaries and fringe benefits. This project is conducted in conjunction with 16-04-04: TZD (Speed and Distracted) Enforcement for Cities and Counties, 16-03-06: DWI Enforcement for Cities and Counties and 16-06-16: Enforcing Pedestrian Laws (for the police departments of Minneapolis and Saint Paul.

Evaluation: The seat belt use rate of those killed and severely injured as identified by the crash record data base will increase.

Directing Agency: DPS through grants with cities and counties

Funding:	\$1,900,000 (405b)
Match:	\$650,000
Local Benefit:	\$1,900,000

Project Number:	16-02-06
Project Title:	Web-based OPUE for Officers
C.T.W.	Chapter 2 Section 3
SHSP Emphasis:	Unbelted
Description:	While there is a possibility the course will be completed in federal 2015, this project is set up in case it is not. Currently officers who work OTS enforcement overtime hours are required to have completed Occupant Protection Usage and Enforcement (OPUE; a shortened Minnesota update of the original NHTSA curriculum) course which they receive in a classroom setting. To be more efficient in the future, this course will be available online. To make that happen, a Request for Proposals was written, the contract awarded, and the course developed, pilot tested and edited for ease of use. The course will be brought up onto a Web site where completion of it will result in continuing education credits from the Minnesota Board of Peace Officers Standards and Training (POST) given to the appropriate officers. Costs in the project include the costs of a contractor to develop, test and set up the new system on the Internet.
Evaluation	The courses will be complete, working well and available online for officers to take with POST credits provided.
Directing Agency:	DPS: OTS through a contract with Ed Chunk.
Funding	\$50,000 Section 402
Match	\$0
Local Benefit	\$0

Project Number:	16--02-07
Project Title:	Seat Belt Use Survey
C.T.W.	Not Applicable
SHSP Focus Area:	Unbelted
Description:	Minnesota's random, statistically valid, NHTSA – approved survey of seat belt use allows us to capture demographic data to help target our passenger protection program as well as judge the success of our efforts

to convince Minnesotans to buckle up. The survey is conducted during a two week period to evaluate our efforts as well as to determine our statewide seat belt use rate. The Seat Belt Use Observation Survey will also aid in the evaluation of the *Click It or Ticket* May enforcement mobilization. The observation survey will be completed by a contractor paid out of this project. A statewide report on seat belt use will be generated along with the State Seat Belt Use Survey Reporting Form. Contract costs include data collection, data analysis, and generating the statewide use report and the survey reporting form, as well as information on cell phone use and motorcycle helmet use.

Evaluation: Evaluation is administrative for this project – the survey will be completed in a timely manner and in accordance with the official survey methodology and the results will be reported on schedule. The results of the survey will be used to evaluate progress in increasing the seat belt use rate.

Directing Agency: DPS: OTS

Funding: \$70,000 Section 402

Match: \$0

Local Benefit: \$0

Project Number: 16-02-08

Project Title: Child Seats for Needy Families

C.T.W. Chapter 2 ; Section 7.2

SHSP Emphasis: Unbelted

Description: Fines for failure to comply with the child passenger safety law are dedicated to the Minnesota Child Restraint and Education Account, the primary state means for providing car seats to low-income families. OTS uses the funds to provide child safety seats to trained child passenger safety specialists who distribute the safety restraints at the same time they provide education to families. A grant program has been developed that allows local agencies to order and distribute child restraints for which lower than usual prices have been obtained under a state purchasing contract. The agencies complete an application, accept the state educational outline, and provide proof of child passenger safety certification, samples of print materials, and attest to following a low-income guideline for recipient selection. Additional funding will be provided from Section 405b. Requests for the seats will be sought from foundations, and from governmental, service and philanthropic

	organizations.
Evaluation	Feedback from the organizations and advocates receiving the seats will be considered, along with the number of car seats distributed to needy families
Directing Agency:	DPS: OTS through purchase orders for car seats
Funding	\$0
Match:	\$100,000 state match
Local Benefit:	\$0

Project Number:	16-02-09
Project Title:	Southern CPS Liaison
C.T.W.	Chapter 2; Section 7
SHSP Emphasis:	Unbelted
Description:	This project contracts for the professional and technical services of an experienced child passenger safety advocate to support and assist law enforcement agencies, public health workers, the general public and other Child Passenger Safety (CPS) advocates in increasing their attention to child passenger safety and OTS programs. This contractor position is known as the Southern CPS Liaison. The liaisons' main function is to serve as a link for the OTS to promote child passenger safety in the southern half of the state.
Evaluation	End of the year report
Directing Agency:	DPS: OTS through a contract with an individual
Funding	\$47,000, section 402
Match:	\$0
Local Benefit:	\$47,000

Project Number:	16-02-10
Project Title:	Ampers
C.T.W.	Chapter 2; Section 6
SHSP Emphasis:	Unbelted
Description:	Ampers radio stations reach minority communities not served through traditional media. With Ampers, OTS will be able to provide outreach to members of the Somali, Hispanic and Native American communities. Media messages will focus on child passenger safety in their native

	language and targeted to their community.
Evaluation	End of the year report
Directing Agency:	DPS: OTS through a contract with Ampers
Funding	\$20,000, Section 402
Match:	\$0
Local Benefit:	\$0

Project Number:	16-02-11
Project Title:	Northern CPS Liaison through Mahube Community Council
C.T.W.	Chapter 2; Section 7
SHSP Emphasis:	Unbelted
Description:	The northern CPS liaison serves needs in the northern area of Minnesota. The project provides for a project coordinator, administration and program support staff to provide outreach to potential contacts and community partners throughout the service area. The project organizes and conducts the National Highway Traffic Safety Administration (NHTSA) Standardized Child Passenger Safety Technician Training, NHTSA School Bus Curriculum or MN practitioner training, and MN Child and Foster Care Curriculum at least two times per year within the service area. It also provides activities including coordination of parent education and workshops in child passenger safety and community car seat distribution events at least one time each month from fall through spring. It maintain a vehicle to serve as the mobile resource center/fitting station. The project director attends quarterly CPS board meetings, the Toward Zero Deaths (TZD) conference in the fall of 2015 and the 2016 Life Savers Conference.
Evaluation	End of the year report
Directing Agency:	DPS: OTS through a grant with Mahube Community Council
Funding	\$80,000, Section 402
Match:	\$0
Local Benefit:	\$80,000

Project Number:	16-02-12
Project Title:	Mom Enough
C.T.W.	Chapter 2; Section 6

SHSP Emphasis: Unbelted

Description: Mom Enough is a company devoted entirely to child safety, development and well-being. A representative from DPS will be a guest for **two** ME shows in addition to the Night Out show. The topics will focus on child passenger safety. Mom Enough will promote the DPS shows at least two months out of the year in the slideshow on the homepage. DPS logo/link & information will appear on the ME partner's page. Mom Enough will post some DPS educational materials in the ME resource section. Mom Enough will promote some DPS events and information on Facebook, Twitter, and e-mail.

Evaluation End of the year report

Directing Agency: DPS: OTS through a grant with Mom Enough

Funding \$26,000, Section 2011

Match: \$0

Local Benefit: \$0

Occupant Protection

Project Numbers 16-02-#

#	Title	Code	Federal	Match	Local Benefit
01	Occupant Protection Coordination	OP	\$115,000	\$0	\$0
02	Child Passenger Support	OP	\$45,000	\$0	\$45,000
03	CPS to Lifesavers	OP	\$4,000	\$0	\$4,000
06	Web-based OPUE for Officers	OP	\$50,000	\$0	\$0
07	Seat Belt Use Survey	OP	\$70,000	\$0	\$0
08	Seat Belt Use Survey	OP	\$60,000	\$0	\$0
09	Southern CPS Liaison	OP	\$47,000	\$0	\$47,000
10	Ampers	OP	\$20,000	\$0	\$0
11	Northern CPS Liaison	OP	\$80,000	\$0	\$80,000
<i>Subtotal OP</i>		<i>402</i>	<i>\$491,000</i>	<i>\$0</i>	<i>\$176,000</i>
13	Mom Enough	K3	\$26,000	\$0	\$0
08	Child Seats for Needy Families	K3	\$0	\$10,000	\$0
<i>Subtotal</i>		<i>2011</i>	<i>\$26,000</i>	<i>\$10,000</i>	<i>\$0</i>
04	MSP Belt Enforcement	405b	\$800,000	\$110,000	\$0
05	Cities & Counties Belt Enforcement	405b	\$1,900,000	\$650,000	\$1,900,000
08	Child Seats for Needy Families	405b	\$0	\$90,000	\$0
<i>Subtotal</i>		<i>405b</i>	<i>\$2,700,000</i>	<i>\$760,000</i>	<i>\$1,900,000</i>
All Occupant Protection			\$3,217,000	\$770,000	\$2,076,000

Note these other projects with seat belt and child seat efforts:

Media Relations for Occupant Protection is in 16-06-04 and Creative Design in 16-06-11,

Paid Media for Occupant Protection is in 16-06-07,

Enforcement Liaisons for Occupant Protection are in 16-04-06, and

MnDOT TZD Liaisons are in 16-06-09.

16-03: Impaired Driving

Minnesota is monitoring the effectiveness of our impaired driving program by tracking alcohol impaired driving fatalities (those that involved a driver or motorcyclist with an alcohol concentration level of 0.08 and above) in addition to alcohol-related driving fatalities (those that involved a driver or motorcyclist with an alcohol concentration of 0.01 and above). Both measures show decreases for 2014. Alcohol-related fatalities decreased from 117 in 2013 to 106 in 2014, and alcohol impaired fatalities decreased from 95 in 2013 to 86 in 2014. Fortunately, severe injuries where alcohol was perceived to be involved decreased from 247 in 2013 to 210 in 2014. The most significant area of concern remains the 20-29 year-old cohort; nearly 35% percent of all alcohol impaired fatalities are in that age group, and 43% percent of traffic crash fatalities in that age-group were impaired related.

Paid media, enforcement and educational programs will remain focused on the young male driver, since 92% of the drivers aged 20-29 killed who tested over the legal limit were males. The impaired driving program will capitalize on the seat belt usage media message since only 33 percent of motor vehicle occupants that died in an alcohol impaired crash were known to be wearing a seat belt in 2014.

The cornerstone for Minnesota's traffic safety program is our strong high visibility enforcement projects. Research indicates high visibility enforcement is the most effective deterrent in changing people's drinking and driving behavior. It is vital for reducing impaired driving fatalities and severe injuries. The OTS continues to encourage the use of roadway signs, earned media, reflective vests and other useful tools to increase the visibility of law enforcement's activity. Saturation patrols will be funded statewide; however, additional funding will be provided for the top 25 counties where nearly 70 percent of the impaired driving fatalities and severe injuries occurred. Community education programs have been developed in several of these counties. Technical assistance for creation of alternative transportation programs will also be provided in specific counties.

Repeat DWI offenders continue to be an area of concern. Minnesota now has 16 DWI Courts and nine hybrid courts that accept DWI offenders. There are presently two additional counties looking at starting a DWI court during federal 2016. Since Minnesota first implemented DWI Courts, 594 people have graduated and 68 of them have reoffended; an 11.5% re-offense rate compared to a normal re-offense rate of 40 percent for all first time offenders.

The expansion in of the DWI eCharging system, which provides a mechanism for law enforcement to file DWI arrest forms electronically, was used for 97.57 percent of DWI arrests in 2014. The system interfaces with the evidentiary breath testing instruments, the Bureau of Criminal Apprehension laboratory that processes blood and urine results, Driver and Vehicle Services which is responsible for the drivers' license data base and prosecutors throughout the state, creating the basis for an extensive impaired driving information system.

The DWI Analytics project is also progressing well. This system will provide user friendly queries of data sets, thematic maps, exploratory and predictive maps which will focus on roads and intersections. A GIS person was hired and has been mapping crashes and DWI's throughout the state.

The use of ignition interlock continues to grow. As of the writing of this document, over 8,500 participants are driving a vehicle safely with an ignition interlock installed. There have been over 10,000 people that have graduated from the program so far. The Vender Oversight Liaison that was hired has been working on the creation of the oversight program in Minnesota. That contractor has been visiting service providers to ensure they are following rules and requirements, and verifying that they are trained and providing additional training for them as needed. The program has grown so much since its inception that a second contractor will be added during federal 2016.

Minnesota is proud of its success in keeping alcohol impaired fatalities and severe injuries at a relatively low level. Strong traffic safety partnerships and programs coupled with new innovative programs will continue to move alcohol impaired fatalities even closer to zero.

Project Number:	16-03-01
Project Title:	Impaired Driving Coordination
C.T.W.:	Not Applicable
SHSP Emphasis:	Management Systems
Description:	This project provides for a full-time Office of Traffic Safety staff position to lead, manage, and coordinate the federally funded impaired driving projects. It covers appropriate employee salary, fringe benefits, and indirect costs. The primary goal of this position is to decrease impaired driving in Minnesota and to assist other groups in the state addressing impaired driving. This is accomplished by outreach, devising and conducting projects, assisting with print and electronic materials, responding to legislative and media inquiries, and forming beneficial partnerships. So far as possible, this position will be funded out of 164 funds. 402 funds will be used if sufficient 164 Transfer funds are not expended.
Evaluation	The evaluation will be administrative in nature; considering employee performance reviews, resolutions of problems encountered, and the successful coordination of projects undertaken.
Directing Agency:	DPS: OTS
Funding:	\$300,000 Section 164PA (providing for carry forward to 2017 also)
Match:	\$0.00
Local Benefit:	\$0.00

Project Number:	16-03-02
Project Title:	Additional Impaired Driving Coordination
C.T.W.:	Not applicable
SHSP Emphasis:	Management Systems
Description:	This project provides for one and one-half full-time Office of Traffic Safety staff positions to assist the lead impaired driving coordinator with managing and coordinating the federally funded impaired driving projects. It covers appropriate employee salary, fringe benefits, and indirect costs. The primary goal of these positions is to decrease impaired driving in Minnesota and to assist others in the state addressing impaired driving. This is accomplished by outreach, devising and conducting projects, assisting with print and electronic materials, responding to legislative and media inquiries, and forming

	beneficial partnerships. So far as possible, this position will be funded out of 164 funds. 402 funds will be used if sufficient 164 Transfer funds are not expended.
Evaluation	The evaluation will be administrative in nature; considering employee performance reviews, resolutions of problems encountered, and the successful coordination of projects undertaken.
Directing Agency:	DPS: OTS
Funding:	\$300,000 Section 164PA (also providing carry forward to 2017)
Match:	\$0.00
Local Benefit:	\$0.00

Project Number:	16-03-03
Project Title:	Drug Recognition Expert/Traffic Law Enforcement Training
C.T.W.:	Chapter 1. Section 7
SHSP Focus Area:	Impaired Roadway Users
Description:	The project provides funding for one State Patrol Lieutenant to coordinate, train instructors, and supply materials for the traffic law enforcement training courses provided by the project. These courses include delivery of two drug recognition evaluator (DRE) courses, recertification training for current DREs, Standardized Field Sobriety Testing (SFST), Advanced Roadside Impaired Driving Enforcement (ARIDE), SFST Update, and one SFST instructor course. One Phlebotomy course offering for new phlebotomists and one refresher course for current phlebotomists will be offered. Classes are provided without charge to state, municipal and county officers as requested, with a priority given to enforcement officers that are required to take courses prior to working OTS overtime shifts.
Evaluation:	The project evaluation will be based on the number of officers that receive training and their level of satisfaction with the training. The DRE program will be evaluated based on the number of controlled substance arrests and the level of satisfaction that officers give on the evaluations of training received.
Directing Agency:	DPS: MSP with a grant from OTS
Funding:	\$ 550,000 Section 405d
Match:	Not applicable
Local Benefit:	\$375,000

Project Number:	16-03-04
Project Title:	Enhanced PBTs for Law Enforcement
C.T.W.	Not Applicable
SHSP Focus:	Impaired Roadway Users
Description:	Preliminary Breath Testers with the enhanced capability of turning off automatically when re-calibration is overdue will be purchased by the OTS for the use of city and county law enforcement agencies. Distribution will be through a request for proposals process.
Evaluation	Enhanced PBTs will be operational and used
Directing Agency:	DPS/OTS through direct purchase
Funding:	\$1,000,000 Section 164AL
Match:	\$0
Local Benefit:	\$1,000,000

Project Number:	16-03-05
Project Title:	Patrol Impaired Driving Enforcement
C.T.W.	Chapter 1; Section 2
SHSP Focus Area:	Impaired Roadway Users
Description:	For those districts covering one or more of the twenty five counties making up 70% of alcohol related traffic deaths, this is an overtime and on-duty enforcement program that funds impaired driving saturations on a regular basis. High visibility enforcement will occur at least monthly in the 25 counties with the highest number of alcohol-related deaths and serious injuries. During the warmer weather months, when impaired driving deaths increase, the saturations will occur more than once per month. In order of the deadliest, the counties are Hennepin, Anoka, Ramsey, Dakota, St. Louis, Stearns, Washington, Wright, Scott, Crow Wing, Otter Tail, Cass, Olmsted, Itasca, Kandiyohi, Becker, Sherburne, Blue Earth, Winona, Beltrami, Rice, Freeborn, Le Sueur, Aitkin and Meeker. All saturations include participation by state, county, and local agencies. This project provides for the overtime salaries, fringe benefits, and indirect costs of the Minnesota State Patrol. TZD Enforcement is Minnesota’s statewide Selected Traffic Enforcement (STEP) Program, combining enhanced enforcement with public education and media relations of that enforcement. In addition to the deadliest counties discussed above, the program provides overtime funding for the patrol throughout the state specifically for four

weekends in December and during the national Labor Day crackdown. This project provides for the Minnesota State Patrol to participate in the program through the provision of overtime patrolling hours and administrative hours at the district level. As a final task, this project provides for additional troopers to work at Brainerd International Raceway and We FEST – two large Greater Minnesota events that generate a great deal of drinking and driving. Other issues focused upon by the single enforcement grant with the Patrol are funded under projects 16-02-05 for seat belts, and 16-04-03 for distracted driving, the move over law, and speed.

Evaluation: The project will be evaluated based on the requirement to conduct one saturation every month in each of the 25 counties with the highest number of alcohol-related deaths and sever injuries. A complete evaluation will determine if alcohol-related crashes have decreased in these counties and if DWI arrests increased. In addition, the project will be evaluated to determine if the number of on-duty high visibility enforcement saturations have increased.

Directing Agency: DPS:MSP with a grant from OTS

Funding: \$2,000,000 Section 164AL

Match: \$600,000

Local Benefit: \$0

Project Number: 16-03-06

Project Title: Cities and Counties DWI Enforcement

C.T.W. Chapter 1; Sections 2

SHSP Focus Area: Impaired Roadway Users

Description: TZD Enforcement is Minnesota’s statewide Selected Traffic Enforcement (STEP) Program, combining enhanced enforcement with public education and media relations of that enforcement. The program provides overtime funding in the form of high visibility saturations specifically for DWI periods of the TZD Enforcement program – four weekends in December and the Labor Day crackdown in conjunction with the national effort. Grants are awarded in a competitive process with eligibility restricted to those over-represented in crashes or in one of the 25 counties with the highest number of traffic deaths. . Saturations will occur at least monthly in the 25 counties (see previous project description for the list of counties) with the highest number of alcohol-related deaths and serious injuries. During the warmer weather months, when impaired driving deaths increase, the saturations will

occur more than once per month. All saturations include participation by state, county, and local agencies; this project does not fund the state participation (see project 16-03-06 for the Minnesota State Patrol's participation). This project is conducted in conjunction with 16-02-05 for seat belts, and 16-04-04 for speed, distracted and move over enforcement.

Evaluation: The OTS compares each individual grant to the average of all grants for a wave to discern four enforcement measures; stops per hour, the percentage of vehicles stopped that received a car seat or seat belt action, the percentage of vehicles stopped that resulted in a DWI arrest, and the percentage of vehicles stopped that resulted in a citation rather than a warning or no action. These four measures are one of the considerations when awarding grants in future years. Each grant has set goals in line with the states goals for a five year period ending in 2020. Each grant reports their progress towards meeting those objectives in their final report to OTS. In addition, the results of the Driver and Vehicle Services web-based and OTS' random telephone surveys will be used to evaluate the overall efforts.

Directing Agency: Police Departments and Sheriffs' Offices through grants with DPS: OTS. In 2015, 54 grants covered 307 agencies. 2016 grants are not yet selected.

Funding: \$3,000,000 Section 164AL and \$2,300,000 Section 405d

Match: \$1,100,000

Local Benefit: \$5,300,000

Project Number: 16-03-07

Project Title: Integrated Judicial & Administrative Ignition Interlock

C.T.W. Chapter: 1 Sections 4.2

SHSP Focus Area: Impaired Roadway Users

Description: This program is providing funding for judicial districts and/or probation service agencies to implement an ignition interlock program in cooperation with their judges who agree to order the devices for offenders or make it part of the probation requirement and is coordinated with the current administrative ignition interlock program at Driver and Vehicle Services. Five judicial districts have currently implemented an interlock program in their district.

Evaluation: The project will be evaluated based on the number of offenders that are managed by the court system through this method.

Directing Agency: District Courts and probation in Minnesota through grants with

	DPS/OTS
Funding:	\$600,000. Section 164AL
Match:	\$0
Local Benefit:	\$600,000

Project Number:	16-03-08
Project Title:	DWI Courts
C.T.W.	Chapter: 1 Section 3.1
SHSP Focus Area:	Impaired roadway users
Description:	This project supports judicial leadership in the development of DWI Courts for repeat DWI offenders. The Minnesota Supreme Court and Office of Juvenile Justice Programs have dedicated state and federal grant funding for the implementation of Drug Courts which were used as a model for the DWI Courts. The project will augment state, local and other federal funding to support close supervision by the courts that focus on repeat high risk DWI offenders. Funding will also support training for new and current DWI court members. 4 additional courts were started up in 2015, bringing the total to 16 DWI courts funded in part with NHTSA grants.
Evaluation:	The project will be evaluated based on the number of offenders that are managed by the court system through this method and the recidivism rate of DWI Court graduates. Ultimately, success will be determined by the number of courts that are able to achieve self-sustainability with a court program that is effective in reducing impaired driving.
Directing Agency:	District Courts in Minnesota through grants with DPS/OTS
Funding:	\$3,000,000 Section 164AL
Match:	\$500,000
Local Benefit:	\$3,000,000

Project Number:	16-13-09
Project Title:	Screening and Brief Interventions
C.T.W.	Chapter 1 Section 5.1
SHSP Focus Area:	Impaired Roadway Users
Description:	A DWI is an opportunity for professionals to triage an at risk segment of society to determine level of use, abuse and dependency of chemicals.

Institute for Clinical Systems Improvement (ICSI) has had a contract 0ed through DHS to create a pilot program in St. Louis County that identified first time offenders. DWI offenders were screened once they got to court and then interviewed again three months after the first interview. There is an indication that when the proper services are done it can change the person's chemical use behavior and as a result reduce impaired driving. The next step will be to expand into another community.

Evaluation: The project will be evaluated to determine if those that were give a SBIRT are less likely to incur an additional impaired driving offense.

Directing Agency: DPS/OTS through a grant with the Department of Human Services

Funding: \$700,000.00 Section 164AL

Match: \$0.00

Local Benefit: \$300,000

Project Number: 16-03-10

Project Title: Alcohol Media Relations

C.T.W. Chapter 1; Section 5.2

SHSP Focus Area: Culture/Awareness

Description: This project provides print and electronic materials on alcohol-related traffic safety issues, as well as media relations services. The earned media materials to be provided include, but are not limited to, brochures, production costs for public service announcements and paid ads, and poster boards and other materials to assist with news conferences and events. In addition to materials, costs include salaries, fringe benefits, indirect costs and travel for one full-time equivalent staff who develops and directs the publication information and education efforts. This project is conducted in conjunction with 16-06-04 which focuses on issues other than impaired driving.

Evaluation Evaluation will be based on reports of frequency and reach of messages and random telephone surveys on public recognition of messages and knowledge of activities.

Directing Agency: DPS: Office of Communications with a grant from OTS

Funding \$300,000 Section 405d

Match: \$0

Local Benefit: \$0

Project Number:	16-03-11
Project Title:	DWI Paid Media
C.T.W.	Chapter 1; Section 5.2
SHSP Focus Area:	Culture/Awareness
Description:	Paid media provides the highest yield for reaching the specific high risk audience with our traffic safety messages. The only good way to ensure the messages will be seen by the target audience is by placing it in locations and on programs favored by that audience. The Office of Communications along with OTS and the professionals under contract to DPS will assess the best plan for paid advertising for the various campaigns within the available funding. This project covers paid media, related to impaired driving. Paid Media related to occupant protection, speed, distracted driving, move over or other identified problems is covered under 16-06-07.
Evaluation	Evaluation will be based on reports of frequency and reach of messages and random telephone surveys on public recognition of messages and knowledge of activities.
Directing Agency:	DPS: OTS through a contract with a professional media purchaser chosen through the request for proposals process.
Funding	\$2,200,000 Section 164AL and \$1,500,000 Section 405d
Match:	\$0
Local Benefit:	\$0

Project Number:	16-03-12
Project Title:	DWI Analytics
C.T.W.	Not applicable
SHSP Focus Area:	Data Management
Description:	This project is for a DWI analytics system that meets the overlapping needs by the various groups of stakeholders related to DWI offenders by providing a centralized and comprehensive service on all data related DWI arrests and convictions. This multi-year project will document and store impaired driving cases from arrest through the completion of court and administrative sanctions while reducing administrative costs and increasing system efficiencies.
Evaluation:	Success will be based on the ease and ability of the system to map out DWI's, fatal and severe injury crashes and locations of drinking

establishments.

Directing Agency: DPS/Bureau of Apprehension with a grant from DPS/OTS

Funding: \$500,000 Section 405d

Match: \$0

Local Benefit: \$0

Project Number: 16-03-13

Project Title: BCA Full-Time Lab Technicians

C.T.W. Chapter 1 Section 7

SHSP Focus Area: Impaired Roadway Users

Description: Anecdotal evidence suggests drug impaired driving is increasing. Currently testing for drugs is done only if no alcohol is found and in those cases, testing is only done until a drug is found. This project will greatly increase our knowledge of the state of drug impaired driving in Minnesota. This project is funding two full-time toxicologists in DPS's Bureau of Criminal Apprehension, Forensic Science Services division that will be responsible for performing drug screening and drug confirmatory tests samples beyond the present triage point. There will also be a study done to do additional confirmatory tests. In addition, the project will fund training and supplies for the confirmatory tests.

Evaluation: The program will be evaluated by the results of the study and the additional tests performed by the toxicologists.

Directing Agency: DPS/BCA through a grant from DPS/OTS

Funding: \$500,000 Section 405d

Match: \$0

Local Benefit: \$350,000 (at least half of the tests will be performed for impaired drivers arrested by cities and counties)

Project Number: 16-03-14

Project Title: DWI E-Charging

C.T.W. Not applicable

SHSP Focus Area: Impaired roadway users, Data Management

Description: An impaired driving arrest is time consuming and paper intensive for the arresting officer, prosecuting attorneys, and DPS' Division of Driver

and Vehicle Services. In prior years, this project funded re-engineering the business process for filing forms required to create a criminal complaint and administratively revoke driving privileges. Under the new system, the officer is able to electronically file all forms required by DVS and the courts so they can take the appropriate administrative and criminal action against the offender. Over 97 percent of DWI arrests are now processed through E-Charging. In 2016, continued deployment of the system to more agencies and officers will be done. Enhancements will be made to the system including adding a warrant component, based on recommendations of users, and statutory changes.

Evaluation: Minnesota will also conduct an assessment of our Impaired Driving Information System. The assessment will evaluate the current system and determine missing information in view of the NHTSA's Model Impaired Driving Information System. Enhancements to the current system that are recommended will be funded.

Directing Agency: DPS/Bureau of Criminal Apprehension with a grant from DPS/OTS

Funding: \$500,000 Section 164AL

Match: \$0

Local Benefit: \$250,000

Project Number: 16-03-15

Project Title: Ignition Interlock

C.T.W. Chapter 1 Section 4.2

SHSP Focus Area: Impaired Roadway Users

Description: This project is funding four full-time in DPS's Driver and Vehicle Services division that oversees the ignition interlock program. In addition to oversight, the project will fund training and education to inform people of the program and employees in the division.

Evaluation: The program will be evaluated by considering the performance reviews of the individuals and effective implementation of an ignition interlock program that results in a reduction of the DWI recidivism rate and an increase in public safety.

Directing Agency: DPS/DVS through a grant from DPS/OTS

Funding: \$400,000 Section 164AL

Match: \$0

Local Benefit: \$0

Project Number:	16-03-16
Project Title:	Patrol DWI Travel
C.T.W.	Not applicable
SHSP Emphasis:	Impaired Roadway Users
Description:	The MSP will send appropriate officers to attend traffic safety conferences such as Lifesavers that are held outside of Minnesota. In addition, the MSP will send officers to attend the Toward Zero Deaths Conference, the annual traffic safety conference held within Minnesota. Authorizations for travel or special expenses will be written as needed and submitted to the OTS and Commissioners Offices for approval and expenses reimbursed at a rate no higher than those authorized by Minnesota's Commissioners Plan. Attendees will provide short written reports to OTS after their return. This project is conducted in conjunction with 16-04-11.
Evaluation	The reports received on the conferences attended will be used to determine the usefulness of the conferences and ultimately, this project.
Directing Agency:	DPS: MSP with a grant from OTS
Funding	\$12,500 Section 405d
Match:	\$0
Local Benefit:	\$0

Project Number:	16-03-17
Project Title:	RAVE and Server Trainer Programs
CTW:	Chapter 1, Section 5.3
SHSP Focus:	Impaired Roadway Users
Description:	Law enforcement agencies will offer training in a program entitled Retail Alcohol Vendor Enforcement (RAVE). The program is designed to enforce laws concerning serving alcohol to obviously intoxicated customers and educate servers and managers, by placing on-duty plain clothed officers inside licensed liquor establishments. Place of Last Drink (POLD) is an element of the RAVE program. Local police departments collect data on the place of last drink for DUI and other offenders, which will be used in conjunction with the RAVE program. The data collected allows RAVE teams to conduct an investigation identifying and targeting business' that overserve alcohol. By educating and enforcing with both criminal and civil penalties when needed at the

retail seller/server level, the program can take impaired drivers off the road before they would get to their car.

In the past, local law enforcement officers and public health staff have been trained to be regional alcohol server awareness trainers, and special events trainers in their areas. Emphasis will be placed on statewide coverage focusing on areas where there are currently no trainers. Train the Trainer is ongoing with regard to replacement of trainers moving and/or retiring.

Evaluation The RAVE portion will be evaluated based on the number of agencies trained, and outcomes of the over-serving enforcement initiative. POLD will be evaluated on quarterly reports and the number of law enforcement agencies participating. The project will also be evaluated based on the number of regional trainers trained, and the number of training events held.

Directing Agency: DPS/Alcohol and Gambling Enforcement Division through a grant with DPS/OTS.

Funding: \$110,000 Section 405d

Match: \$0

Local Benefit: \$110,000

Project Number: 16-03-18

Project Title: Judicial Liaison

C.T.W. Chapter 1; Section 3.1

SHSP Focus Area: Impaired Roadway Users

Description: This project provides for up to half-time of an experienced Minnesota judge to act as a liaison between the Office of Traffic Safety and the district court judges of the state. Minnesota's ignition interlock law requires the devices to be used by those who wish to drive after a second or subsequent DWI or a first DWI with a blood alcohol concentration of .16 or above, or a refusal to submit to an alcohol/BAC test; the Driver and Vehicle Services division of DPS is responsible for implementing the law. If judges were to also order appropriate offenders to enroll in the ignition interlock program, the number of users would greatly increase and the roadways would be safer. The judicial liaison will concentrate on explaining the ignition interlock program and its benefits to the judges. The project will fund the salary, supplies, travel, and other costs directly related to the work of the person.

Evaluation: Ultimately the project should result in a higher number of ignition interlock program participants ordered by the Courts.

Directing Agency: Minnesota State Court Administration through a grant with DPS/OTS

Funding: \$50,000 Section 405d

Match: \$0.00

Local Benefit: \$50,000

Project Number: 16-03-19

Project Title: DWI Officers

C.T.W. Alcohol-Impaired and Drugged Driving – Deterrence: Enforcement

SHSP Focus: Impaired Roadway Users

Description: In order to assist large agencies who have the desire to heighten DWI enforcement, but currently do not have the resources for a dedicated DWI enforcement officer, this project will provide funding for the hiring and equipping of approximately twelve DWI officers. These individuals would have DWI enforcement as their sole focus and would strictly work hours when impaired driving is more likely to be a problem and will focus on impaired driving saturations in their areas as much as possible. Equipment to be provided includes squad cars (with limitations on their use) and traffic safety equipment (such as radars to be provided with 402 funds); however, weapons and uniforms will not be provided. Waivers of Buy America Act requirements will be sought as part of this project if necessary.

Evaluation The RFP will be let, recipients chosen, and grants awarded.

Directing Agency: DPS/OTS

Funding \$3,000,000 Section 164AL, \$36,000 in Section 402 and \$2,000,000 in Section 405d

Match: \$700,000

Local Benefit: \$5,036,000

Project Number: 16-03-20

Project Title: TSRP

C.T.W. Chapter; 1 Sections 3.1

SHSP Focus Area: Impaired Roadway Users

Description: The project will provide for a traffic safety resource prosecutor to serve as a liaison between the NHTSA and OTS, and the county and city prosecutors through a contract with the Minnesota County Attorneys' Association. The focus of the work is on prosecutor training, case consultation, research assistance, brief bans, expert witness referrals, a monthly newsletter, a website for resources, and community outreach with MADD, schools, and other groups.

In addition, this project provides an avenue to ensure annual training is easily available to Minnesota officers and prosecutors on new laws and DWI court rulings. Training will be provided through video conferencing as a cost saving method, as well as a way to make the training easily accessible to more officers. Officers can view it after the fact as well as during the real-time video conference.

Evaluation: The resource prosecutor will set goals and objectives with OTS and progress towards their completion will be tracked. The number of prosecutors contacted and served, training conducted, and outreach activities conducted will be part of the project evaluation, as will evaluations of training received. Participants in training will provide information through evaluation sheets which will be analyzed and reported by the contractor, and used to implement improvements and changes to future training.

Directing Agency: Minnesota County Attorneys Association through a contract with DPS/OTS

Funding: \$400,000 Section 405d

Match: \$0

Local Benefit: \$400,000

Project Number: 16-03-21

Project Title: DWI Coordinating Committee

C.T.W. Chapter 1 Sections 1.5

SHSP Focus Area: Impaired Roadway Users

Description: The Minnesota Impaired Driving Coordinating Committee (IDCC) is a continuing forum charged with making significant improvements in coordination and best practices for impaired driving projects in Minnesota. This group includes policy-level and program-level representatives from the Office of Traffic Safety, Driver and Vehicle Services, the sheriffs' and chiefs' association, State Patrol, probation, corrections, adjudication, MADD and Minnesotans for safe Driving. The budget for this project covers operating expenses for the group, specific

educational efforts to enhance awareness of impaired driving issues and travel to appropriate conferences. This year the focus has been on increasing ignition interlock participation.

Evaluation: Meetings will be held on a regular basis.

Directing Agency: DPS/OTS and possibly grants and contracts with others

Funding: \$50,000 Section 405d

Match: \$0

Local Benefit: \$0

Project Number: 16-03-22

Project Title: Impaired Driving Equipment

C.T.W.: Not applicable

SHSP Focus Area: Impaired Roadway Users

Description: The project will provide for the purchase of impaired driving specific equipment. Each quarter, each of the four law enforcement liaisons choose two agencies from their region to be awarded a prize of their choice; this project funds only items specific to impaired driving. Items may include PBT's, baseball bats for DWI All-Stars, and hockey sticks for DWI hat-tricks. If there is any single piece of equipment that costs more than \$5,000, the OTS will seek prior approval from Region V before purchasing. The appropriate liaison and staff from OTS present the items at city council and county board meetings.

The project will also provide for the purchase of signs for city, county and state law enforcement officers in support of high-visibility enforcement.

Evaluation: The evaluation will be administrative in nature; the successful purchase and distribution of items.

Directing Agency: DPS: OTS through purchase orders

Funding: \$ 100,000 Section 405d

Match: \$0

Local Benefit: \$100,000

Project Number: 16-03-23

Project Title: DWI Enforcement Recognition

C.T.W.	Chapter 1; Section 2
SHSP Focus Area:	Impaired Roadway User
Description:	The Enforcement Recognition project recognizes law enforcement agencies for superior performance in enforcement and education outreach. The Commissioner’s Award will be given to one OTS grant-funded agency for the previous year’s activity. The OTS grant coordinator and LEL will present a plaque to each agency in the grant at a small awards luncheon in the grantee’s region. The fiscal lead of the grant will have the opportunity to attend the Lifesavers or GHSA conference; and each agency in the grant will have the option to send one extra person to the TZD Conference. See also project 16-04-07, which provides for occupant protection, speed, and distracted driving work.
Evaluation	The evaluation component related to this project will see if the awards are successfully encouraging agencies to participate in all mobilizations.
Directing Agency:	DPS: OTS with unknown agencies and individual officers.
Funding	\$50,000 Section 405d
Match:	\$0
Local Benefit:	\$50,000

Project Number:	16-03-24
Project Title:	Law and Legal Training
C.T.W.	Chapter 1; Section 1
SHSP Focus Area:	Impaired Roadway User
Description:	This project provides an avenue to ensure annual training is easily available to Minnesota officers and prosecutors on new traffic safety laws, and DWI court case rulings. Training will be provided by a webinar, as a cost saving method, as well as a way to make the training accessible to more officers throughout the state. POST credits will be arranged for the course. A request for proposals was let for this contract beginning in 2015.
Evaluation:	Participants will provide information through evaluation sheets which will be analyzed and reported by the contractor, and used to implement improvements and changes to future training.
Directing Agency:	DPS/OTS through a contract with an unidentified vendor
Funding:	\$100,000 Section 405d
Match:	\$0

Local Benefit: \$100,000

Project Number: 16-03-25

Project Title: *Impaired Driving Facts Book*

C.T.W. Not applicable

SHSP Focus Area: Impaired Roadway Users

Description: This project will fund printing of the annual *Impaired Driving Facts* book which will document detailed information on impaired driving arrests and offenders.

Evaluation: The *Impaired Driving Facts* book is extremely popular and in high demand. The project will be evaluated based on the number of requests and feedback received.

Directing Agency: DPS/OTS

Funding: \$10,000 Section 405d

Match: \$0

Local Benefit: \$0

Project Number: 16-03-26

Project Title: DWI Enforcement Liaisons

C.T.W. Not applicable

SHSP Focus: Impaired Roadway Users

Description: The OTS let a request for proposals for law enforcement liaisons in the summer of 2014 that covered federal years 2015 through 2017. The liaisons' activities relate mainly to impaired driving and seat belts, with speed and distracted driving tertiary efforts. The state is broken up into four areas (southern, metro, north east and north west), with each of the four liaisons responsible for the area in which they live. This project is conducted in conjunction with 16-04-06, which funds the liaisons' activities that are not related to impaired driving.

Evaluation The evaluation component will consider the number of agencies reporting the impaired driving crackdowns, and the objectives set by the liaisons themselves.

Directing Agency: DPS: OTS through contracts with four liaisons

Funding \$300,000 Section 164AL

Match:	\$0
Local Benefit:	\$300,000

Project Number:	16-03-27
Project Title:	Ignition Interlock Vendor Oversight Liaison
C.T.W.	Chapter 1; Section 4.2
SHSP Focus Area:	Impaired roadway users
Description:	After one year of implementation of the Ignition Interlock law, DPS requested that Traffic Injury Research Foundation (TIRF) review the Minnesota Ignition Interlock program for possible improvements in the program and enrollment process. One of the recommendations was for Vendor Over Sight. This project funds two positions that will monitor the ignition interlock vendors certified by the state of Minnesota. This also includes service center monitoring and site visits across the state, in addition to handling customer complaints. The liaisons are also responsible for making recommendations to a DPS committee which will determine appropriate recommendations and implementation.
Evaluation:	The program will be evaluated by improvements that are made during the year and how recommendations improve the program.
Directing Agency:	DPS/OTS with DPS Driver and Vehicle Services and contracts with two vendors
Funding:	\$250,000 Section 164AL
Match:	\$0
Local Benefit:	\$250,000

Project Number:	16-03-28
Project Title:	Project Directors to Conferences
C.T.W.:	Not applicable
SHSP Focus Area:	Impaired Roadway Users
Description:	This project will provide for representatives of up to three DWI Courts, three Safe Roads grantees, one BCA laboratory staff, one motorcycle trainer, one State Court Administration and nine local law enforcement officers selected by the OTS in consultation with others for their work in ridding the roads of impaired drivers and participating in the OTS' activities to travel to and participate in the national Lifesavers conference (or possibly another national traffic safety conference held

out-of-state). This project is in conjunction with 16-06-15 which funds non-DWI topics and sessions.

Evaluation: The project will be evaluated based on the traveling person's ratings and short reports on the conference.

Directing Agency: DPS: OTS through annual plan contracts with individuals from other agencies, counties or cities.

Funding: \$ 18,000 Section 405d

Match: \$0

Local Benefit: \$18,000

Project Number: 16-03-29

Project Title: Ignition Interlock Evaluation

C.T.W.: Not Applicable

SHSP Focus Area: Management Systems

Description: This is a continuation of the Ignition Interlock Evaluation project that began in April 2014. The contractor will conduct a participant evaluation and an outcome evaluation of Ignition Interlock in Minnesota. The contractor will submit a comprehensive final report that addresses participation rates, participant characteristics and outcomes and program effectiveness. The contractor will also submit a statewide summary on Ignition Interlock.

Evaluation: The evaluation is administrative for this project. The participant and outcome evaluations will be completed in a timely manner. The final report and statewide summary will be completed and delivered to OTS on schedule. The contractor will present evidence based recommendations to increase the likelihood of the evaluation findings being utilized by the OTS.

Directing Agency: DPS-OTS through a contract with a private firm

Funding: \$50,000 Section 405d

Match: \$0

Local Benefit: \$0

Project Number:	16-03-30
Project Title:	DWI Media Creative Contract
C.T.W.	Chapter 1; Section 5
SHSP Focus Area:	Culture/Awareness
Description:	The Office of Communications along with OTS and the professionals under contract to DPS through a request for proposals will develop, test, and create the media materials to be used to combat impaired driving, and assess the best plan for paid advertising for the various campaigns within the available funding. This project covers creative services. Media creative contracts related to seat belts, child seats, speeding, distracted driving and other identified problems are covered under 16-06-11.
Evaluation	Evaluation will be based on reports of frequency and reach of messages and random telephone surveys on public recognition of messages and knowledge of activities.
Directing Agency:	DPS: OTS through a contract with a creative advertiser.
Funding	\$300,000 Section 405d
Match:	\$0
Local Benefit:	\$0

Project Number:	16-03-31
Project Title:	State Match for Impaired Driving
C.T.W.	Not Applicable
SHSP Focus:	Impaired Roadway Users
Description:	This project will identify and document state matching funds for the 405d impaired driving projects.
Evaluation	A sufficient amount of state impaired driving funds is identified and documented to be used as necessary match.
Directing Agency:	DPS/OTS
Funding:	\$0
Match:	\$5,000,000 for 405d
Local Benefit:	\$0

Impaired Driving

Project Numbers 16-03-#

#	Title	Code	Federal	Match	Local Benefit
01	Impaired Programs Coordination	164PA	\$300,000	\$0	\$0
02	Impaired Coordination	164PA	\$300,000	\$0	\$0
	<i>Subtotal</i>	<i>164PA</i>	<i>\$600,000</i>	<i>\$0</i>	<i>\$0</i>
04	Enhanced PBTs for Enforcement	164AL	\$1,000,000	\$0	\$1,000,000
05	Patrol DWI Enforcement Cities & Counties DWI	164AL	\$2,000,000	\$600,000	\$0
06	Enforcement Judicial Ignition Interlock	164AL	\$3,000,000	\$500,000	\$3,000,000
07	Programs	164AL	\$600,000	\$0	\$600,000
08	DWI Courts	164AL	\$3,000,000	\$500,000	\$3,000,000
09	Screening & Brief Intervention	164AL	\$700,000	\$0	\$0
14	DWI e-Charging	164AL	\$500,000	\$0	\$250,000
15	Ignition Interlock	164AL	\$400,000	\$0	\$0
19	DWI Officers	164Al.	\$3,000,000	\$0	\$3,000,000
26	DWI Enforcement Liaisons	164Al.	\$300,000	\$0	\$300,000
27	Interlock Vendor Oversight	164AL	\$250,000	\$0	\$2,500,000
	<i>Subtotal</i>	<i>164AL</i>	<i>\$13,750,000</i>	<i>\$1,600,000</i>	<i>\$12,650,000</i>
11	DWI Paid Media	164PM	\$2,200,000	\$0	\$0
	<i>Subtotal</i>	<i>164PM</i>	<i>\$2,200,000</i>	<i>\$0</i>	<i>\$0</i>
	164 Total		\$16,550,000	\$1,600,009	\$12,650,000
11	DWI Paid Media	405d PM	\$1,500,000	\$0	\$0
	<i>Subtotal</i>	<i>405d PM</i>	<i>\$1,500,000</i>	<i>\$0</i>	<i>\$0</i>
	405d Total	405d PM	\$1,500,000	\$0	\$0
11	DWI Paid Media	AL	\$36,000	\$0	\$0
	<i>Subtotal</i>	<i>AL</i>	<i>\$36,000</i>	<i>\$0</i>	<i>\$0</i>
	402 Total	AL	\$36,000	\$0	\$0
03	DRE and Advanced Training Cities & Counties DWI	405d	\$500,000	\$0	\$375,000
06	Enforcement	405d	\$2,300,000	\$600,000	\$2,300,000
10	Media Relations	405d	\$300,000	\$0	\$0
12	DWI Analytics	405d	\$500,000	\$0	\$0

Project Numbers 16-03-# (continued)					
#	Title	Code	Federal	Match	Local Benefit
13	BCA Technicians	405d	\$500,000	\$0	\$350,000
16	Patrol DWI Travel	405d	\$12,500	\$0	\$0
17	RAVE and Train the Trainer	405d	\$110,000	\$0	\$110,000
18	Judicial Liaison for II	405d	\$50,000	\$0	\$50,000
19	DWI Officers	405d	\$2,000,000	\$700,000	\$2,000,000
20	TSRP	405d	\$400,000	\$0	\$400,000
21	DWI Coordinating Committee	405d	\$50,000	\$0	\$0
22	Impaired Driving Equipment	405d	\$100,000	\$0	\$100,000
23	DWI Enforcement Recognition	405d	\$50,000	\$0	\$50,000
24	Law and Legal Training	405d	\$100,000	\$0	\$100,000
25	Impaired Driving Facts	405d	\$10,000	\$0	\$0
28	Project Directors to Conferences	405d	\$18,000	\$0	\$18,000
29	Ignition Interlock Evaluation	405d	\$50,000	\$0	\$0
30	DWI Creative Contract	405d	\$300,000	\$0	\$0
31	State & Local Match for DWI	405d	\$0	\$5,000,000	\$0
	<i>Subtotal</i>	<i>405d</i>	<i>\$7,350,500</i>	<i>\$6,300,000</i>	<i>\$5,853,000</i>
	Total Impaired Driving		\$25,436,500	\$7,900,009	\$18,503,000

16-04 Police Traffic

Research shows people are most likely to change their driving behavior if they perceive they will receive a ticket or be arrested for non-compliance with traffic laws. Therefore, well-trained and well-equipped law enforcement officers with time dedicated to well-publicized and highly visible traffic patrol are an essential part of our traffic safety program. Speeding, failure to yield, and inattention or distracted driving are the driver behaviors cited most frequently as causal factors in all types of crashes. However, the primary reason many people are dying is the failure to use seat belts and one of the primary reasons for being in a serious crash is impaired driving. The Police Traffic Services section of our traffic safety plan supports additional hours of enforcement throughout the state, and it provides assistance and some part of the motivation that officers need to do their work effectively and efficiently.

Some changes to OTS's enforcement program in 2015 included requiring that all enforcement conducted with federal dollars must be done using high visibility tactics. We believe this will help drive our cash numbers down. Crash trends have been relatively flat the last couple of years and OTS made this change to ensure enforcement was as effective as possible.

The OTS is proud of fostering the strong spirit of cooperation found in the majority of Minnesota law enforcement agencies. In 2015, the 54 separate grants to local units of government will cover 307 of the 436 municipal, county and tribal agencies, as well as the entire Minnesota State Patrol. Law enforcement agencies have truly partnered up to create strong high-visibility enforcement programs not only with others in their grant, but with neighboring grants as well. We also are proud of the high percentage of agencies in the state which report on our six annual mobilizations (October belts, December DWI, April distracted driving, Memorial Day belts, July speed, and Labor Day DWI).

The OTS has introduced new technologies that have helped streamline the administrative component of the enforcement grant requirements. The web-based system called E-Grants has been quite helpful in getting invoices and progress reports submitted accurately in a timely manner. OTS has continued to improve the web-based traffic stop data collection system called Real-Time Officer Activity Reporting (ROAR). During 2016, all law enforcement will continue using the system to track officer eligibility, work plans and enforcement activity that uses federal funding. This has improved the accuracy of the activity/stop data, streamlined grant administration processes, and helped to provide enforcement activity results to the media more quickly. The helpfulness of this tool for monitoring purposes is tremendous.

Project Number:	16-04-01
Project Title:	Enforcement Coordination
C.T.W.:	Not applicable
SHSP Emphasis	Management Systems
Description:	This project provides for the equivalent of a three-quarters-time Office of Traffic Safety staff position to manage and coordinate the federally funded police traffic projects. It covers appropriate employee salary, fringe benefits, and indirect costs. The primary goal of this position is to provide services to law enforcement agencies and officers and otherwise assist law enforcement in the state in addressing priority traffic safety issues and programs. This is accomplished by outreach, devising and conducting projects, assisting with print and electronic materials, responding to legislative and media inquiries, and forming beneficial partnerships.
Evaluation	The evaluation will be administrative in nature; considering employee performance reviews, resolutions of problems encountered, and the successful coordination of projects undertaken.
Directing Agency:	DPS/OTS
Funding:	\$100,000.00 Section 402
Match:	\$0.00
Local Benefit:	\$0.00

Project Number:	16-04-02
Project Title:	Enforcement Coordinator II
C.T.W.:	Not applicable
SHSP Emphasis:	Management Systems
Description:	This project provides for the equivalent of a three-quarter time Office of Traffic Safety staff position to work with the lead coordinator (in 16-04-01) to manage and coordinate the federally funded enforcement projects. It covers appropriate employee salary, fringe benefits, and indirect costs. The primary goal of this position is also to assist law enforcement agencies and officers in the state to address priority traffic safety issues, to implement programs, and to conduct projects that meet all applicable laws, rules and regulations. This is accomplished by outreach to the law enforcement community, devising and conducting projects, assisting with print and electronic materials, responding to legislative and media

inquiries, and forming beneficial partnerships.

Evaluation The evaluation will be administrative in nature; considering employee performance reviews, resolutions of problems encountered, and the successful coordination of projects undertaken.

Directing Agency: DPS/OTS

Funding: \$100,000 Section 402

Match: \$0.00

Local Benefit: \$0.00

Project Number: 16-04-03

Project Title: Patrol TZD Enforcement

C.T.W. Chapters 3 & 4; Sections 2 and 1 respectively

SHSP Focus: Distracted Driving and Speed

Description: The Minnesota State Patrol conducts overtime enforcement through this project. Each district submits a plan to MSP headquarters. The MSP pro-rates the plans to fund all eleven districts. For 2016, this project will fund Patrol work related to the TZD days devoted to enforcing speed, distracted and aggressive driving, and the move over law. On a district level, the Patrol will also participate in the federal year 2016 mobilizations and crackdowns. Related Patrol projects are 16-02-05 for seat belt work and 16-03-06 for DWI work.

Evaluation The OTS' four *TZD Enforcement* performance objectives (vehicles stopped per hour, percent of vehicles stopped receiving a citation for seat belts or child seats, percent of vehicles stopped receiving a DWI, and percent of vehicles stopped receiving a citation) will be considered in evaluating the project as will progress made by the Patrol in meeting their own DWI goals. In addition, the results of the telephone surveys and observational studies will be used to evaluate the overall efforts.

Directing Agency: DPS:MSP through a grant with OTS

Funding \$1,000,000 Section 402

Match: \$400,000

Local Benefit: \$0

Project Number: 16-04-04

Project Title: Cities and Counties TZD Enforcement

C.T.W. Chapters 3 & 4; Sections 2 and 1 respectively

SHSP Focus: Speed, Inattentive drivers

Description: The TZD enforcement grants are Minnesota's statewide Selected Traffic Enforcement Program (STEP). Agencies are selected on the basis of over-involvement in crash measures, evaluations of applications written, geographical location, and past experience with OTS. The project waves funded here consist of enhanced enforcement during July focusing on speeding, one week in April focusing on distracted driving, and August 30, the anniversary of the death of Trooper Ted Foss, a day where the focus is the Move Over (for emergency vehicles) Law. In addition, grantees are required to participate in at least two DWI waves (see project 16-03-07) and the two seat belt focused waves (16-02-06). Public information and media relations are conducted before, during, and after the waves. All officers from agencies participating-must have SFST, OPUE and Drugs That Impair Driving (DTID) or Advanced Roadside Impaired Driving Enforcement (ARIDE). Agencies participating must also have one or two child seat practitioners on staff. At least 50% of the seat belt enforcement must be conducted between 4 p.m. and 4 a.m.

Evaluation The OTS compares each individual grant to the average of all grants for a wave to discern four enforcement measures; stops per hour, the percentage of vehicles stopped that received a car seat or seat belt action, the percentage of vehicles stopped that resulted in a DWI arrest, and the percentage of vehicles stopped that resulted in a citation rather than a warning or no action. These four measures are one of the considerations when awarding grants in future years. Each grant has set goals in line with the states goals for a three year period ending in 2015. Each grant reports their progress towards meeting those objectives in their final report to OTS. In addition, the results of the telephone, and observational studies of the Memorial Day and Labor Day efforts will be used to evaluate the overall efforts.

Directing Agency: Police Departments and Sheriffs' Offices through grants with DPS: OTS. In 2015, 54 grants covered 306 agencies; selected agencies for 2016 have not yet been finalized.

Funding \$2,000,000 Section 402

Match: \$475,000

Local Benefit: \$2,000,000

Project Number: 16-04-05

Project Title: MN State Patrol Project Support

C.T.W.: Not applicable

SHSP Focus Area: Impaired Roadway Users

Description: The Minnesota State Patrol has hired a part-time person to provide project purchasing, reporting, tracking and invoicing support for the NHTSA funded projects conducted. The project will pay for partial salaries, fringe benefits, and indirect costs associated with the position.

Evaluation: The evaluation will be administrative in nature; necessary reporting requirements will be received in a timely manner.

Directing Agency: DPS: MSP with a grant from OTS

Funding: \$ 40,000 Section 402

Match: Not applicable

Local Benefit: \$0

Project Number: 16-04-06

Project Title: Enforcement Liaisons

C.T.W. Not applicable

SHSP Focus: Unbelted, Speed, Inattentive Driving

Description: The liaisons are four retired enforcement officers with whom the OTS contracts to promote municipal and county participation in the various OTS enforcement activities. One liaison is assigned to the metro area, one to southern Minnesota, one to northeastern Minnesota, and one to northwestern Minnesota. In addition to traffic safety consulting with departments on a one-to-one basis, the liaisons promote the OTS goals and objectives at large sheriffs' and chiefs' association meetings, distribute OTS materials, provide advice on enforcement strategies, encourage participation in crackdowns and mobilization, and bring back recommendations for program changes and additions to the OTS. At least every three years, a request for proposals is issued by the OTS and contracts are awarded on a competitive basis. An RFP was let the summer of 2014 to start with the 2015 federal year and was published in the State Register and by the Chief's Association in their e-mail newsletter. See also project 16-03-26 which provides for the liaisons impaired driving work.

Evaluation The liaisons, in cooperation with OTS, set their own objectives for each year. The objectives include such things as the numbers of agencies participating in specific programs, meetings with area agencies, and regional and statewide meetings of law enforcement officials..

Directing Agency:	DPS/OTS through contracts with four retired officers
Funding	\$205,000 Section 402
Match:	\$10,000
Local Benefit:	\$205,000

Project Number:	16-04-07
Project Title:	Enforcement Recognition
C.T.W.	Not Applicable
SHSP Focus Area:	Various Behavioral
Description:	The Enforcement Recognition project recognizes law enforcement agencies for superior performance in enforcement and education outreach. The Commissioner’s Award will be given to one OTS grant-funded agency for the previous year’s activity. The OTS grant coordinator and LEL will present a plaque to each agency in the grant at a small awards luncheon in the grantee’s region. The fiscal lead of the grant will have the opportunity to attend the Lifesavers or GHSA conference; and each agency in the grant will have the option to send one extra person to the TZD Conference. See also project 16-03-23, which provides for impaired driving work.
Evaluation	The evaluation component related to this project will see if the awards are successfully encouraging agencies to participate in all mobilizations.
Directing Agency:	DPS: OTS with unknown agencies
Funding	\$10,000 Section 402
Match:	\$0
Local Benefit:	\$10,000

Project Number:	16-04-08
Project Title:	Enforcement Equipment and Plastic Signs
C.T.W.:	Not applicable
SHSP Focus Area:	Various
Description:	The project will provide for the purchase of eligible equipment. If there is any single piece of equipment that costs more than \$5,000, the OTS will seek prior approval from Region V before purchasing. As part of this program, two agencies from each Law Enforcement Liaison region will be selected for the “Outstanding Agency Award” on a quarterly basis. Agencies can choose a large NHTSA-approved equipment item

under \$5,000.00. The appropriate liaison and staff from OTS present the items at city council and county board meetings.

The project will also provide for the purchase of signs for city, county and state law enforcement officers in support of high-visibility enforcement.

Evaluation: The evaluation will be administrative in nature; the successful purchase and distribution of items.

Directing Agency: DPS: OTS through purchase orders

Funding: \$ 100,000 Section 402

Match: \$0

Local Benefit: \$100,000

Project Number: 16-04-09

Project Title: Real-Time Officer Activity Reporting (ROAR) System

C.T.W. Not applicable

SHSP Focus Area: Data Management

Description: Beginning in 2013, OTS required all enforcement grantees to use a web-based traffic stop data collection system. This system, called Real-Time Officer Activity Reporting (ROAR), required the entry of agency rosters, officer training dates, and overtime enforcement activity as it occurs. This data is available to the OTS and the grantees immediately as the information is entered by grantees and is used in media campaigns and to evaluate program, agency, and officer performance. This project provides for a portion of the costs to enhance and refine the system so it may be more effectively used by law enforcement agencies statewide and by OTS.

Evaluation: This project will be a success if TZD enforcement grants evaluation, monitoring, and invoicing needs are met in the enhanced reporting system.

Directing Agency: DPS: OTS through a contract with a developer.

Funding: \$60,000 Section 402

Match: \$0

Local Benefit: \$60,000

Project Number:	16-04-10
Project Title:	Electronic Sign Rental
C.T.W.:	Various
SHSP Focus Area:	Unbelted, Inattentive, and Speed
Description:	High visibility enforcement has been shown to be the most effective when combined with public education. In order to make the enforcement more visible, electronic changeable message boards have been quite successful in notifying the motoring public of DWI enforcement zones. This project will expand that use to pay for sign rental for speed and seat belt high visibility enforcement in the metro area.
Evaluation:	OTS' annual random telephone survey of attitudes about and knowledge of OTS programs will identify those who saw and remembered the signs.
Directing Agency:	DPS/OTS through a contract managed by the State Patrol
Funding:	\$60,000 Section 402
Match:	\$0
Local Benefit:	\$60,000

Project Number:	16-04-11
Project Title:	Patrol to Conferences
C.T.W.:	Not applicable
SHSP Focus Area:	Management Systems
Description:	This project will reimburse the portion of Minnesota State Patrol for costs to travel out of state to conferences covering things other than impaired driving. Total costs will be shared with 16-03-16..
Evaluation:	The project will be evaluated based on the traveling officer's ratings and short reports on the conferences.
Directing Agency:	DPS: OTS .
Funding:	\$ 12,500 Section 402
Match:	\$0
Local Benefit:	\$0

Police Traffic

Project Numbers 16-04-#

#	Title	Code	Federal	Match	Local Benefit
01	Enforcement Coordination 1	PT	\$100,000	\$0	\$0
02	Enforcement Coordination 2	PT	\$100,000	\$0	\$0
03	Patrol TZD Enforcement	PT	\$1,000,000	\$400,000	\$0
04	Cities & Counties TZD Enforce.	PT	\$2,000,000	\$475,000	\$2,000,000
05	Patrol Projects Support	PT	\$40,000	\$0	\$0
06	Enforcement Liaisons	PT	\$205,000	\$10,000	\$205,000
07	Enforcement Recognition	PT	\$10,000	\$0	\$10,000
08	Enforcement Signs & Equipment	PT	\$100,000	\$0	\$100,000
09	ROAR	PT	\$60,000	\$0	\$60,000
10	Electronic Sign Rental	PT	\$60,000	\$0	\$60,000
11	Patrol to Conferences	PT	\$12,500	\$0	\$0
<i>Subtotal PT</i>		<i>PT</i>	<i>\$3,687,500</i>	<i>\$885,000</i>	<i>\$2,435,000</i>
Total Police Traffic			\$3,687,500	\$885,000	\$2,435,000

16-05 Traffic Records

Data is at the core of all the activities in the Highway Safety Plan. Data from the various Traffic Records systems provide the basis for problem identification, and project selection is a data-driven process. Performance measurement relies on accurate and timely data.

SAFETEA-LU provided funding for State Traffic Safety Information System Improvement Grants under section 408. MAP-21 continues to support the importance of data through the provisions in Section 405c – Traffic Safety Information Systems. The Traffic Records Coordinating Committee (TRCC) is moving forward with data improvements identified in the 2014 Traffic Records Assessment and additional ones identified by the committee since that time. Funds are used to: improve the timeliness, accuracy, completeness, uniformity, integration, and accessibility of State data; evaluate the effectiveness of efforts to make such improvements; and link State data systems. Minnesota is incorporating the findings of the Assessment into a new Traffic Records Strategic Plan.

The Traffic Records Program portion of the Highway Safety Plan supports a variety of projects designed to increase the ability to identify problem areas, evaluate the effectiveness of programs, and develop new data sources to mine for information about traffic crashes and injuries in Minnesota. These projects use multiple funding sources.

Project Number: 16-05-01

Project Title: Traffic Records Coordination

C.T.W.: Not Applicable

SHSP Focus: Management Systems

Description: This project provides for a full-time Office of Traffic Safety staff person to manage and coordinate the majority of the federally funded traffic records projects. It covers appropriate employee salary, fringe benefits, and indirect costs. The primary goal of this position is to increase the reliability and availability of data related to traffic safety to ensure the best possible problem identification, resource allocation, and evaluation of OTS projects. This is accomplished by outreach, devising and conducting projects, assisting with print and electronic materials, responding to legislative and media inquiries, and forming beneficial partnerships. This position chairs the Traffic Records Coordinating Committee (TRCC) and sponsors the Crash Records System Replacement project.

Evaluation: The evaluation will be administrative in nature; considering employee performance reviews, resolutions of problems encountered, and the successful coordination of projects undertaken.

Directing Agency: DPS: OTS

Funding: \$150,000 Section 402

Match: \$0

Local Benefit: \$0

Project Number: 16-05-02

Project Title: Problem Identification and Analysis

C.T.W.: Not Applicable

SHSP Focus: Management Systems

Description: Federal funds cover the salary, fringe benefits, and indirect costs associated with two and one-half full-time OTS research analysts who perform problem identification and program evaluation as well as handle requests for data from stakeholders, media, the legislature, and public. This project also covers the costs of computer run time, software and computer equipment and training, upgrades to existing software packages, and acquisition of products to enhance the Office of Traffic

Safety's research capabilities.

Evaluation: The evaluation will be administrative in nature; considering employee performance reviews, resolutions of problems encountered, and the successful completion of projects undertaken.

Directing Agency: DPS/OTS

Funding: \$312,000 Section 402

Match: \$0

Local Benefit: \$0

Project Number: 16-05-03

Project Title: FARS Support

C.T.W.: Not Applicable

SHSP Focus: Management Systems

Description: Federal data improvement funds cover the salary, fringe benefits, and indirect costs associated with a half-time research analyst who performs problem identification and program evaluation as well as handles requests for data from stakeholders, media, the legislature, and public for the FARS program. This is in addition to the full-time FARS analyst funded under the FARS Cooperative Agreement. This project also covers the costs of computer run time, software and computer equipment and training, upgrades to existing software packages, and acquisition of products to enhance the Office of Traffic Safety's traffic research capabilities.

Evaluation: The evaluation will be administrative in nature; considering employee performance reviews, resolutions of problems encountered, and the successful completion of projects undertaken.

Directing Agency: DPS/OTS

Funding: \$80,000 Section 405c

Match: \$0

Local Benefit: \$0

Project Number: 16-05-04

Project Title: Crash Records Database Solution

C.T.W.: Although not specified in CTW, strong data systems are essential to an

effective highway safety program

SHSP Focus: Data Management

Description: The crash records system used by DPS is a legacy system that the 2008 Traffic Records Assessment, as well as the Crash Data Improvement Program (CDIP), recommended be replaced. As Minnesota moves forward with implementation of the new system, the Police Crash Report form will be revised, MMUCC variables will be further incorporated, GIS technology for crash location data will be employed and the crash system itself will be more stable and flexible. An RFP was released in 2014 and the work for the new system is well underway. This project is a continuation of that work that will culminate in the new system being deployed in 2016.

Evaluation: This project will be considered successful this year when the work is completed and system is deployed in 2016.

Directing Agency: DPS: OTS with grants and contracts as needed

Funding: \$1,000,000 Section 405c

Match: \$0

Local Benefit: \$0

Project Number: 16-05-05

Project Title: Traffic Record Coordinating Committee (TRCC)

C.T.W.: Not applicable

SHSP Focus: Data Management

Description: The Minnesota Traffic Records Coordinating Committee (TRCC) is an ongoing forum charged with making significant improvements in coordination and sharing of highway safety data and traffic records systems in Minnesota. This group includes policy-level and program-level representatives. The TRCC umbrella covers six systems areas which include: motor vehicle crashes; roadway inventory data; drivers' license information; motor vehicle registration; crash outcome/injury surveillance; and traffic citations and adjudication. The budget for this project covers operating expenses for the group, specific educational efforts to enhance awareness of traffic records issues and travel/registration to the annual Traffic Records Forum.

Evaluation: Active participation of members within the TRCC and success of initiatives derived from group efforts.

Directing Agency: DPS/OTS through purchase orders, grants and/or contracts as necessary

Funding:	\$10,000 Section 405c
Match:	\$0
Local Benefit:	\$0

Project Number:	16-05-06
Project Title:	Crash Records Training
C.T.W.:	Although not specified in CTW, strong data systems are essential to an effective highway safety program
SHSP Focus:	Data Management
Description:	The new crash records system is scheduled to go live on January 1, 2016 and is a completely redesigned system. This project will cover expenses for trainers and officers at the local level as they learn the new data requirements and system entry. A trainer and related expenses will be supported starting with the beginning of federal 2016.
Evaluation:	This project will be considered successful when planned training is conducted and officers are ready to use the new system.
Directing Agency:	DPS: OTS with grants and contracts as needed
Funding:	\$400,000 Section 408 and \$300,000 Section 405c
Match:	\$0
Local Benefit:	\$200,000

Project Number:	16-05-07
Project Title:	State and Local Funded Traffic Records Strategies
C.T.W.:	Not applicable
SHSP Focus:	Management Systems
Description:	The crash records data base is owned and maintained by a unit in the DPS division called Driver and Vehicle Services. The cost of that unit is used as state match for the data improvement projects, as are costs of entering the data by enforcement agencies if needed to meet the requirements of Data Improvement funding. In addition, most law enforcement agencies provide data services related to traffic safety as well as other criminal activities.
Evaluation:	Sufficient state and local matching funds are identified and documented to meet the requirements of the 405c funding.
Directing Agency:	DPS' Driver and Vehicle Services and Law Enforcement Agencies

Funding	\$0 federal funds
Match:	\$3,000,000
Local Benefit:	\$0

Project Number:	16-05-08
Project Title:	In-squad Computers for Law Enforcement
C.T.W.	Not applicable
SHSP Focus:	Data Management
Description:	With the advent of e-charging for DWIs and ROAR for OTS' enforcement grantees, and the development of the new Crash Records System and e-citations, agencies without computers in their squads are at a great disadvantage. This project will provide for rugged computers, printers, and driver's license card readers in squads used for patrolling through the request for proposals process.
Evaluation	The RFP was let in 2015 and recipients chosen. As soon as necessary waivers to Buy America Act are received, grants will be written, and computers and peripherals will be distributed.
Directing Agency:	DPS/OTS through grants with enforcement agencies
Funding	\$1,000,000 Section 405c
Match:	\$1,500,000 (agencies will be responsible for half the cost of computers and printers and for their own installation)
Local Benefit:	\$ 1,000,000

Project Number:	16-05-09
Project Title:	E-Grants Support
C.T.W.	Not applicable
SHSP Focus:	Data Management
Description:	The OTS, along with other divisions in Public Safety, has developed and implemented a web based grant application and management system. This project provides for a portion of the costs for Agate Software Inc. to maintain the grant system and to provide updates and improvements as identified and needed.
Evaluation:	Evaluation will be administrative in nature; considering progress made on implementing improvements identified as needed by OTS, the perceived value of the system to OTS staff and management, and

written surveys of users of the product both within the state and with our partners outside the state system.

Directing Agency: DPS/OTS through contracts with Agate Software (Intellegrants)

Funding: \$50,000 Section 402

Match: \$0

Local Benefit: \$0

Project Number: 16-05-10

Project Title: Crash Report Analysis

C.T.W.: Not applicable

SHSP Focus: Data Management

Description: This final year is a continuation of the project from previous years. The information previously gathered was conveyed to the Crash Records System contractor to serve as the base for requirements in the new system and to make resulting necessary changes to the new system. The project provides for the continuation of usability testing of the new crash report system. In addition, law enforcement officers will be used as testers for part of the acceptance sign-offs. Researchers will continue to do usability testing to insure the new system is easily understood by those who gather the data and that data reflect accurately the circumstances of crashes in Minnesota.

Evaluation: This project will be considered successful with receipt of a summary of crash report usability and positive user acceptance testing.

Directing Agency: DPS/OTS through purchase orders, grants and/or contracts as necessary

Funding \$45,000 Section 405c

Match: \$0

Local Benefit: \$0

Project Number: 16-05-11

Project Title: Minnesota State Patrol Crash Reconstruction Equipment

C.T.W.: Not applicable

SHSP Focus: Data Management

Description: The Minnesota State Patrol (MSP) investigates the majority of fatal and serious injury crashes that require a crash reconstruction to be done.

The risk of secondary crashes increases the longer a roadway is closed to gather the information necessary for the reconstruction. One of the most time and labor consuming activities is measurement of distances at the scene. This project provides the MSP with funds to purchase equipment to automate calculating distances and eliminating the need for multiple troopers to obtain accurate measurements.

Evaluation: This project will be considered successful when the equipment is in use in the field by crash reconstructionists.

Directing Agency: DPS/OTS through purchase orders, grants and/or contracts as necessary

Funding \$250,000 Section 405c

Match: \$0



Local Benefit: \$0

Project Number: 16-05-12

Project Title: EMS Data Linkage

C.T.W.: Not applicable

SHSP Focus: Data Management

Description: Minnesota currently links the crash records database with emergency room discharge data in the Minnesota Crash Outcome Data Evaluation System (CODES). There have been some roadblocks to linking in the data from the State Ambulance Reporting System (MNSTAR). This project provides funding for resources to develop and implement this linkage into CODES.

Evaluation: This project will be considered successful when the CODES database includes data linked from MNSTAR.

Directing Agency: DPS/OTS through purchase orders, grants and/or contracts as necessary

Funding \$150,000 Section 405c

Match: \$0

Local Benefit: \$0

Project Number: 16-05-13

Project Title: e-Citation

C.T.W.: Not applicable

SHSP Focus: Data Management

Description:	On July 1, 2016 all adult citations submitted to the State Court in Minnesota must be submitted electronically. Currently about 40% of citations are being submitted electronically. The TRCC will continue to work through the BCA to help smaller agencies come in to compliance.
Evaluation:	This project will be considered successful when agencies seeking BCA assistance are able to submit citations electronically.
Directing Agency:	DPS/OTS through purchase orders, grants and/or contracts as necessary
Funding	\$250,000 Section 405c
Match:	\$0
Local Benefit:	\$0

Project Number:	16-05-14
Project Title:	Conversion of Crash Data from Pilot Project
C.T.W.:	Not applicable
SHSP Focus:	Data Management
Description:	On January 1, 2016 Minnesota will implement a new Crash Records System as well as a new Crash Report form. As part of the preparation, OTS will oversee a pilot project where law enforcement agencies enter crashes using the new system. The data collected in the pilot will vary from the current crash report and needs to be converted to be entered in the 2015 database. This project will provide for contracted assistance in entering the crashes from the pilot study into the current database.
Evaluation:	This project will be considered successful when all data from the pilot study is entered into the current database in the correct format.
Directing Agency:	DPS/OTS through purchase orders, grants and/or contracts as necessary
Funding	\$50,000 Section 405c
Match:	\$0
Local Benefit:	\$0

Project Number:	16-05-15
Project Title:	Crash Records Enhancements
C.T.W.:	Not applicable
SHSP Focus:	Data Management
Description:	On January 1, 2016 Minnesota will implement a new Crash Records

System as well as a new Crash Report form. Any new system can expect to have some enhancements requested for future releases. This project funds changes and enhancements to the new Crash Records System.

Evaluation: This project will be considered successful the second release is completed and deployed.

Directing Agency: DPS/OTS through purchase orders, grants and/or contracts as necessary

Funding \$300,000 Section 405c

Match: \$0

Local Benefit: \$0

Traffic Records

Project Numbers 16-05-#

#	Title	Code	Federal	Match	Local Benefit
01	Traffic Records Coordination	TR	\$150,000	\$0	\$0
02	Problem Identification	TR	\$312,000	\$0	\$0
09	E-grants Support	TR	\$50,000	\$0	\$0
	<i>Subtotal TR</i>	<i>TR</i>	<i>\$512,000</i>	<i>\$0</i>	<i>\$0</i>
04	Crash Records Training	408	\$400,000	\$0	\$200,000
	<i>Subtotal</i>	<i>K9</i>	<i>\$400,000</i>	<i>\$0</i>	<i>\$200,000</i>
03	FARS Support	405c	\$80,000	\$0	\$0
04	Crash Records Database	405c	\$1,000,000	\$0	\$0
05	TRCC	405c	\$10,000	\$0	\$0
06	Crash Records Training	405c	\$300,000	\$0	\$0
07	State and Local Traffic Records		\$0	\$3,000,000	\$0
08	In Squad Computers	405c	\$1,000,000	\$1,500,000	\$1,000,000
10	Crash Report Analysis	405c	\$45,000	\$0	\$0
11	Patrol Reconstruction Equipment	405c	\$250,000	\$0	\$0
12	EMS Data Linkage	405c	\$150,000	\$0	\$0
13	e-Citations	405c	\$250,000	\$0	\$0
14	Pilot Data Conversion	405c	\$50,000	\$0	\$0
15	Crash Records Enhancements	405c	\$300,000	\$0	\$0
	<i>Subtotal</i>	<i>405c</i>	<i>\$3,435,000</i>	<i>\$4,500,000</i>	<i>\$1,000,000</i>
Total Traffic Records			\$4,347,000	\$4,500,000	\$1,200,000

16-06 Community Programs

There are few deaths more violent than those associated with traffic crashes; there are few injuries more preventable than those caused by the decision to not wear a seat belt. Communities that are aware of the relative risks and costs that result from traffic crashes (as opposed to other factors and concerns) are more likely to devote their attention and resources to preventing more crashes, injuries and deaths on our roadways. In addition, community members working together to solve their crash and traffic problems often increases the community's cohesiveness and improves its quality of living.

Toward Zero Deaths (TZD) Safe Roads is a program that focuses on implementing effective countermeasures to address local crash problems identified by data at the community level. Eligibility includes over-involvement in fatal and severe injury crashes where seat belts were not used, the driver was impaired, and illegal/unsafe speed or driver distraction was a factor. A Request For Proposals was let in the spring of 2015 for federal 2016 TZD Safe Roads projects.

The Minnesota TZD program consists of community stakeholders from professional fields of education, enforcement, engineering, and emergency medical services, as well as employers, the judicial system, and media. The annual TZD conference gathers nearly 1,000 stakeholders to learn about new research findings, best practices, and innovative intervention strategies for reducing traffic fatalities and serious injuries. In an effort to localize and streamline TZD initiatives, regional partnerships in eight districts across Minnesota have been formed.

This past year, the Office of Traffic Safety, in collaboration with MNDOT, supported and actively participated in eight regional TZD workshops across the State that facilitated the goal of creating a collaborative, comprehensive, and regional approach to reducing traffic deaths and severe injuries. Workshops involved partners from a variety of traffic safety fields who considered behavior, as well as enforcement, infrastructure, and emergency medical strategies, for enhancing the reduction of traffic deaths and serious injuries.

OTS also continued to provide communities with technical assistance and materials to conduct "Point of Impact" teen driver safety parent awareness classes. Recent legislation requires all driver education providers to provide supplemental parent awareness classes to parents/guardians who choose to receive it. The curriculum requires 90-minute long classes that provide information on graduated driver licensing, novice teen driver safety risks, adult influences on teen driver behaviors, and provide parents with teen driver safety resources. The OTS provided "Point of Impact" program materials to 77% of the certified driver education providers in Minnesota.

Minnesota is well known for its exceptional traffic safety communications. Carried out by the Department of Public Safety's Offices of Communications and Traffic Safety, projects cover paid media buys, media/press relations, media events to earn coverage, the design and distribution of print and electronic creative materials, and other public education activities. The majority of the media campaigns are linked to the enhanced and continuous enforcement of Minnesota's traffic laws. The communications projects in this section address seat belts, child seats, speed, distractions, and other identified traffic safety problems with the exception of the impaired driving area which is covered in that section.

Project Number:	16-06-01
Project Title:	Community Programs Coordination
C.T.W.:	Not applicable
SHSP Emphasis:	Management Systems
Description:	This project provides for one and a half time Office of Traffic Safety staff positions to manage and coordinate the majority of the federally funded Safe Roads and TZD projects. It covers appropriate employee salary, fringe benefits, and indirect costs. The primary goal of these positions is to assist and support traffic safety programs at the local level including media relations and paid media, community coalitions, the TZD Conference and the TZD Regions. This is accomplished by outreach, devising and conducting projects, assisting with print and electronic materials, responding to legislative and media inquiries, and forming beneficial partnerships.
Evaluation	The evaluation will be administrative in nature; considering employee performance reviews, resolutions of problems encountered, and the successful coordination of projects undertaken.
Directing Agency:	DPS/OTS
Funding:	\$225,000 Section 402
Match:	\$0
Local Benefit:	\$0

Project Number:	16-06-02
Project Title:	Evaluation Coordination
C.T.W.:	Not applicable
SHSP Emphasis:	Management Systems
Description:	This project provides for a full-time Office of Traffic Safety staff position to manage and coordinate the federally funded evaluation efforts and projects. It covers appropriate employee salary, fringe benefits, and indirect costs. The primary goal of this position is to ensure OTS projects are appropriately evaluated so success or failure can be measured and explained, and secondarily that necessary reports of seat belt use given to the NHTSA. This is accomplished by devising and conducting projects such as observational and telephone surveys, assisting with print and electronic materials, and forming beneficial partnerships.

Evaluation	The evaluation will be administrative in nature; considering employee performance reviews, resolutions of problems encountered, and the successful coordination of projects undertaken.
Directing Agency:	DPS: OTS
Funding:	\$120,000 Section 402
Match:	\$0
Local Benefit:	\$0

Project Number:	16-06-03
Project Title:	Media and Special Projects Coordination
C.T.W.:	Not applicable
SHSP Emphasis:	Information
Description:	This project provides for one and one-quarter Office of Traffic Safety staff positions to manage and coordinate the work associated with projects related to media, publicity, and educational materials, and special projects as they emerge. It covers appropriate employee salary, fringe benefits, and indirect costs. The primary goals of these positions are to provide direction and expertise on the issues of media and special projects as they arise, as well as, provide direction to and work with the Office of Communications on paid and earned media. This is accomplished by outreach, devising and conducting projects, assisting with print and electronic materials, responding to legislative and media inquiries, and forming beneficial partnerships.
Evaluation	The evaluation will be administrative in nature; considering employee performance reviews, resolutions of problems encountered, and the successful coordination of projects undertaken.
Directing Agency:	DPS: OTS
Funding:	\$150,000 Section 402
Match:	\$0
Local Benefit:	\$0

Project Number:	16-06-04
Project Title:	Traffic Safety Media Relations
C.T.W.	Various

SHSP Focus Area: Culture/Awareness

Description: This project provides print and electronic materials on traffic safety issues, as well as media relations services. The earned media materials to be provided include, but are not limited to, brochures, enforcement media wave packets, production costs for public service announcements and paid ads, poster boards and other materials to assist with news conferences and events. In addition to materials, costs include salaries, fringe benefits, indirect costs, and travel for one full-time equivalent staff that develop and direct the public information and education efforts. This project is conducted in conjunction with 16-03-10 which focuses on alcohol and impaired-driving related tasks.

Evaluation Evaluation will be based on reports of frequency and reach of messages and random telephone surveys on public recognition of messages and knowledge of activities.

Directing Agency: DPS: Office of Communications with a grant from OTS

Funding \$150,000 Section 402

Match: \$0

Local Benefit: \$0

Project Number: 16-06-05

Project Title: TZD Safe Roads

C.T.W. Not Applicable

SHSP Focus Area: All

Description: Local coalitions with representation from law enforcement, traffic engineering, emergency medical services, schools, public health, businesses, hospitals, and child passenger safety advocates submit applications for project funding for a single year of county-wide focused traffic safety activities in response to a Request for Proposals. Requirements of the grant include over-involvement in an area of traffic fatalities and serious injuries, local coalition meetings held at least six times a year, quarterly fatal review committees to identify trends in local traffic deaths and serious injuries, and assisting law enforcement with outreach and publicity to support enhanced high-visibility enforcement efforts. Safe Roads grants are focused on connecting crash data with local collaborations and activities that are proven to have an impact on reducing deaths and serious injuries. A workshop with the local Safe Roads coalition coordinators and other stakeholders is planned for each region.

Evaluation: Grantees are required to set measurable goals and objectives as part of their grant contracts. Progress toward meeting their goals and objectives will be used to evaluate the projects.

Directing Agency: DPS/OTS through grants to local governments or non-profit entities

Funding: \$1,000,000 Section 402

Match: \$300,000

Local Benefit: \$1,000,000

Project Number: 16-06-06

Project Title: NETS

C.T.W. Various

SHSP Focus Area: Culture/Awareness

Description: The Minnesota chapter of the Network of Employers for Traffic Safety (NETS) is coordinated by the Minnesota Safety Council (www.mnsafetycouncil.org). NETS' mission is to educate employers about the cost saving benefits of enacting traffic safety programs in the workplace. NETS helps employers implement dynamic workplace programs, well-developed policies, and compelling community traffic safety activities, with a focus on businesses employing younger males. This project supports the development of appropriate traffic safety materials provided to employers and reimburses costs for part of a staff person at the Minnesota Safety Council to provide assistance to employers and community coalitions.

Evaluation: A survey is distributed to all employers using NETS services and the results are analyzed. In addition, the number of employers served, print materials and web site inquiries are reported.

Directing Agency: Minnesota Safety Council through a grant with DPS: OTS

Funding: \$60,000 Section 402

Match: \$20,000

Local Benefit: \$0

Project Number: 16-06-07

Project Title: Paid Media Contract

C.T.W. Various

SHSP Focus Area: Culture/Awareness

Description: Paid media provides the highest yield for reaching the specific high risk audience with our traffic safety messages. The only good way to ensure the messages will be seen by the target audience is by placing it in locations and on programs favored by that audience. The Office of Communications along with OTS and the professionals under contract to DPS will assess the best plan for paid advertising for the various campaigns within the available funding. This project covers paid media, related to seat belts, child seats, speeding, distracted driving and other identified problems. Paid Media related to impaired driving is covered under 16-03-11.

Evaluation Evaluation will be based on reports of frequency and reach of messages and random telephone surveys on public recognition of messages and knowledge of activities.

Directing Agency: DPS: OTS writes a contract with a professional media purchaser.

Funding \$374,000 Section 406, \$1,000,000 Section 402, \$125,000 Section 405e

Match: \$0

Local Benefit: \$0

Project Number: 16-06-08

Project Title: Toward Zero Deaths Conference

C.T.W. Not applicable

SHSP Emphasis: All areas

Description: The OTS presents a yearly conference for traffic safety stakeholders (including law enforcement, legislators, the courts, child passenger safety advocates, public health officials, the medical community, EMS/Fire personnel, city and county engineers, the interested public and others). The conference is scheduled for October 29 and 30 of 2015. This conference provides a venue to share progress that has been made in implementing Minnesota's Toward Zero Deaths program. Achieving the goal of zero deaths requires cooperation among all levels of government, as well as building connections between government agencies and organizations whose focus is traffic safety. The conference shares best practices in the areas of engineering, enforcement, education, emergency services and child passenger safety, and charts the course for a future where traffic fatalities and life-changing injuries are rare events.

Evaluation Evaluations of each breakout session and the plenary sessions are collected. Participants are also asked to rate the benefits of the conference and provide feedback on the overall conference, as well as

	individual sessions.
Directing Agency:	DPS: OTS writes a grant with MnDOT which in turn writes a grant for conference planning services with the Center for Transportation Studies at the University of Minnesota.
Funding	\$190,000 Section 402
Match:	\$90,000
Local Benefit:	\$95,000

Project Number:	16-06-09
Project Title:	Regional Support
C.T.W.	Not Applicable
SHSP Emphasis:	All
Description:	The eight MnDOT districts will be provided funding to partially pay the costs of five TZD regional coordinators in MnDOT who support regional activities and provide assistance to current traffic safety advocates and coalitions as well as educating and encouraging formation of new coalitions where a need exists. The regional coordinators will facilitate communication among local traffic safety stakeholders including but not limited to engineers, public health, emergency responders and local law enforcement to address issues at the local level. Funding includes partial salary, fringe benefits, indirect costs and a limited amount of out-of-state travel.
Evaluation	The success of the project will be determined by the partnerships created and the level of awareness and participation of traffic safety stakeholders. The number of traffic fatalities and serious injuries will ultimately determine success.
Directing Agency:	MnDOT's Districts with a grant from DPS: OTS
Funding	\$154,000 Section 402
Match:	\$0
Local Benefit:	\$154,000

Project Number:	16-06-10
Project Title:	Mobility for Minnesota's Aging Population (MMAP)
C.T.W.	Chapter 7; Section 1.2
SHSP Emphasis:	In 2012, drivers 65 and older were nearly 15% of the drivers in fatal

	traffic crashes
Description:	The MMAP is a partnership of a variety of organizations OTS will fund a part time staffer to schedule meetings, provide minutes and support services for the MMAP group. In addition, the chair of the committee will receive partial payment for his time and leadership in keeping the projects moving ahead. Finally, limited amount of support in terms of printing or producing information will be provided.
Evaluation	Evaluation will be based upon how successful MMAP is in moving projects ahead and keeping interest up from within the group.
Directing Agency:	DPS-OTS through a grant the Metropolitan Board on Aging
Funding	\$25,000 Section 402
Match:	\$0
Local Benefit:	\$0

Project Number:	16-06-11
Project Title:	Media Creative Contract
C.T.W.	Chapter 2; Section 3.1
SHSP Focus Area:	Culture/Awareness
Description:	The Office of Communications along with OTS and the professionals under contract to DPS through a request for proposals will develop, test, and create the print and electronic media materials to be used to combat impaired driving, and assess the best plan for paid advertising for the various campaigns within the available funding. This project covers creative services. Media creative contracts related to impaired driving are covered under 16-03-30.
Evaluation	Evaluation will be based on reports of frequency and reach of messages and random telephone surveys on public recognition of messages and knowledge of activities.
Directing Agency:	DPS:OTS writes a contract with a professional media purchaser.
Funding	\$150,000 Section 402
Match:	\$0
Local Benefit:	\$0

Project Number:	16-06-12
Project Title:	Non-English speaking TS Law

C.T.W.	Various
SHSP Emphasis:	Various
Description:	OTS will use Ampers radio stations reach minority communities not served through traditional media. With Ampers, OTS will be able to provide outreach to members of the Somali, Hispanic and Native American communities. Media messages will focus equally on distracted driving, seat belt, and impaired driving in their native language and/or targeted to their community.
Evaluation	End of the year report
Directing Agency:	DPS: OTS through a grant with Ampers
Funding	\$60,000 Section 402
Match:	\$0
Local Benefit:	\$0

Project Number:	16-06-13
Project Title:	General Telephone Surveys and Evaluation
C.T.W.	Not Applicable
SHSP Focus Area:	Culture/Awareness
Description:	A random telephone survey of Minnesotans, with males aged 18-34 over-represented, will be conducted for the purpose of examining attitudes and behaviors regarding traffic safety issues and awareness of various efforts to promote safer driving in the state. The survey will also look at how various groups of subpopulations differ in their responses. The telephone survey is conducted over three to four weeks during the summer. A balance of phone surveys will be conducted by calling landline and cell phones. A traffic safety behaviors report will be generated. This written report will assess changes in attitudes and knowledge about seat belt use, speed, and impaired driving in the state, as well as other subjects of special interest. Media awareness of enforcement campaigns will also be reported. Contract costs include survey administration, weighting and analyzing the data, and reporting the survey results. This will be completed by a contractor paid out of this project. This survey will help to better understand the impacts that these efforts are having.
Evaluation:	The evaluation will be administrative in nature, considering analysis-driven results that clearly provide recommendations for developing or changing programs for the next fiscal year.
Directing Agency:	DPS-OTS through a contract with a private firm as a result of a request

	for proposals
Funding:	\$60,000
Match:	\$0
Local Benefit:	\$0

Project Number:	16-06-14
Project Title:	Program Travel
Target Population:	OTS staff
C.T.W.	Not applicable
SHSP Emphasis:	Management Systems
Description:	All out-of-state travel undertaken by the OTS staff will be supported by this project. NHTSA requires out-of-state travel of staff and other appropriate advocates to attend regional and national meetings and conferences including the winter Region 5 leadership meeting, Lifesavers, and the annual GHSA conference. In addition, the project provides for staff to attend the recommended NHTSA courses provided through TSI on instructor development, training specific to staff's work and the NHTSA general courses on project management and financial accounting
Evaluation	Minnesota representatives are present at all significant meetings and conferences. Training advantageous to the program is attended. If the appropriate box is checked on the authorization form, those traveling out-of-state to a conference are required to submit a report on the trip's benefits and new ideas encountered upon return.
Directing Agency:	OTS/DPS
Funding	\$30,000Section 402
Match:	\$0
Local Benefit:	\$0

Project Number:	16-06-15
Project Title:	Project Directors to Conferences
C.T.W.:	Not applicable
SHSP Focus Area:	Management Systems
Description:	Up to eighteen individuals selected by the OTS for their work in ridding the roads of impaired drivers and participating in the OTS'

mobilizations and crackdowns will travel to and participate in a national traffic safety conference not held in Minnesota. This project is conducted in conjunction with 16-03-28 in which the organizations to be represented are named. The majority of the travel will be to the Lifesavers annual conference.

Evaluation: The project will be evaluated based on the traveling officer's ratings and short reports on the conference.

Directing Agency: DPS: OTS through annual plan contracts with individuals representing various areas and organizations

Funding: \$ 18,000 Section 402

Match: \$0

Local Benefit: \$18,000

Project Number: 16- 06-16

Project Title: Enforcing Pedestrian Laws

C.T.W. Chapter 8; Section 4.4

SHSP Emphasis: Pedestrians

Description: Pedestrians and motorists are fairly equal in their responsibility for pedestrian crashes and pedestrian safety. According to Minnesota Crash Facts, 2013, motorist behaviors cause about half of all pedestrian-vehicle crashes and pedestrian behaviors cause the other half. Pedestrian behaviors that primarily cause pedestrian-vehicle crashes include inattention, crossing mid-block, walking along the roadway and ignoring sign or signals.

OTS will add funds to existing enforcement grant for patrol of the cities of Minneapolis and Saint Paul to crack down on pedestrians and drivers not obeying pedestrian laws. Along with earned media, *Share the Road* materials from MnDOT will supplement the education campaign to raise awareness of pedestrian-related crashes.

Evaluation: Compare pedestrian involved crash data before and after stepped up enforcement.

Directing Agency: DPS/OTS with grants to two enforcement agencies

Funding: \$50,000 Section 402

Match: \$10,000

Local Benefit: \$50,000

Project Number:	16--06--17
Project Title:	Parental Involvement Survey
C.T.W.	Not Applicable
SHSP Focus Area:	Data Management and Young Drivers
Description:	New legislation in Minnesota requires Driver Education Providers to provide a parent awareness program that is focused on teen driving. The OTS will complete the surveying of parents after their teen completes the second six months of the provisional licensure period. The parental involvement survey is one component of the Point of Impact Teen Driver Safety Parent Awareness Program. The OTS will analyze the parental surveys from the permit and provisional licensure period and report the results that will be used within OTS. The majority of the project will be conducted in later years.
Evaluation:	The evaluation will be administrative in nature, ultimately considering analysis-driven results that clearly provide recommendations for developing or changing programs for the next fiscal year.
Directing Agency:	DPS-OTS
Funding:	\$5,000 Section 402
Match:	\$0
Local Benefit:	\$0

Project Number:	16-06-18
Project Title:	Parental Involvement Class Support
C.T.W.	Chapter 6 Section 3
SHSP Focus Area:	Younger Drivers
Description:	While many agencies, organizations and individuals are working to reduce the number of teen crashes, injuries and deaths, more needs to be done to educate and engage parents. This project will provide funding to support and promote parental participation in community-based parental awareness/education classes that were legislatively required of driver education providers effective January 1, 2015 using the Point of Impact curriculum developed by OTS.
Evaluation:	Project success will be measured by the number of Point of Impact classes held, the number of parents who attend, and the evaluation of parental awareness class outcomes.
Directing Agency:	DPS: OTS through grants and/or contracts as necessary.

Funding: \$10,000 Section 402

Match: \$0

Local Benefit: \$0

Community Programs

Project Numbers 16-06-#

#	Title	Code	Federal	Match	Local Benefit
01	Community Programs Coord.	CP	\$225,000	\$0	\$0
02	Evaluation Coordinator	CP	\$120,000	\$0	\$0
03	Distracted, Media & Other Coord.	CP	\$150,000	\$0	\$0
04	Media Relations	CP	\$150,000	\$0	\$0
05	Safe Roads	CP	\$1,000,000	\$300,000	\$1,000,000
06	NETS	CP	\$60,000	\$20,000	\$0
08	TZD Conference	CP	\$190,000	\$90,000	\$95,000
09	Regional Support	CP	\$154,000	\$0	\$154,000
10	MMAP	CP	\$25,000	\$0	\$0
11	Media Creative Contract	CP	\$150,000	\$0	\$0
12	Non-English TS Laws	CP	\$60,000	\$0	\$0
13	Telephone Surveys & Evaluation	CP	\$60,000	\$0	\$0
14	Program Travel	CP	\$30,000	\$0	\$0
15	Project Directors to Conferences	CP	\$18,000	\$0	\$18,000
16	Enforcing Pedestrian Laws	CP	\$50,000	\$10,000	\$50,000
17	Evaluation of Parental Involvement	CP	\$5,000	\$0	\$0
18	Parental Involvement Support	CP	\$10,000	\$0	\$0
					-
	<i>Subtotal CP</i>	<i>CP</i>	<i>\$2,457,000</i>	<i>\$420,000</i>	<i>\$1,317,000</i>
07	Paid Media	K4PM	\$571,000	\$0	\$0
	<i>Subtotal</i>	<i>406</i>	<i>\$571,000</i>	<i>\$0</i>	<i>\$0</i>
07	Distracted Driving Paid Media	405e	\$125,000	\$0	\$0
	<i>Subtotal</i>	<i>405e</i>	<i>\$125,000</i>	<i>\$0</i>	<i>\$0</i>
07	Paid Media	PM	\$1,000,000	\$0	\$0
	<i>Subtotal</i>	<i>PM</i>	<i>\$1,000,000</i>	<i>\$0</i>	<i>\$0</i>
	Total Community Programs		\$4,153,000	\$420,000	\$1,317,000

16-07 Motorcycle Safety

The number of motorcycle rider and passenger fatalities decreased from 60 in 2013 to 46 in 2014. Crash fatalities per 10,000 registered motorcycles also decreased from 2.5 to 1.9 per 10,000 registered motorcycles. The overall crash rate decreased from 54 crashes per 10,000 registered motorcycles in 2012 to 51 crashes per 10,000 registered motorcycles in 2014. The fatal crash rate per 100 crashes dropped from 4.7 in 2013 to 3.7 in 2014.

A substantial part of the reduction in fatalities can be attributed to a reduction in motorcycle deer crash fatalities. Minnesota had only one motorcyclist killed in a deer crash in 2014 compared to seven in 2013. Deer crash fatalities had been trending upward for the past decade.

The number of registered motorcycles increased slightly from 235,909 in 2013 to 236,040 in 2014. Note 2013 was the first year motorcycle registrations declined in Minnesota since 1996 when Minnesota had 112,551 registered motorcycles in the state. Minnesota's highest number of registered motorcycles was 237,278; recorded in 2012. The number of licensed operators continued to increase to an all-time high of 414,346.

Minnesota has an active motorcycling community that provides dedicated funds for motorcycle training, public information campaigns, and endorsement testing. The program has been in operation for thirty years and is continually improving. Projects 16-07-03 through 16-07-08 are funded with state funds obtained through an additional license fee charged to each person with a motorcycle endorsement.

Project Number: 16-07-01

Project Title: Motorcycle Coordination

C.T.W.: Not applicable

SHSP Focus: Management Systems

Description: In the past, this project provided for a full-time Office of Traffic Safety (OTS) staff person to manage the remaining 164 transfer funds hazard elimination projects, the Minnesota Motorcycle Safety Program (MMSP) and, if received by Minnesota, the Section 405f motorcycle safety funding from NHTSA. Starting in federal 2016, this position is moved into the Planning & Administration area (project 16-01-01). The primary goal of this position remains to decrease the number of deaths and severe injuries suffered by motorcyclists.

Evaluation: The evaluation will be administrative, consisting of employee performance reviews and the successful coordination and implementation of the OTS' motorcycle safety initiatives and the Minnesota Motorcycle Safety Program.

Directing Agency: DPS: OTS

Funding: \$0

Match: \$1,200,000 in state motorcycle safety funding

Local Benefit: \$0

Project Number: 16-07-02

Project Title: Motorcycle Safety Support

C.T.W.: Chapter 5; Section 4

SHSP Focus: Motorcyclists

Description: This project will fund a targeted motorist awareness campaign in Minnesota's twelve highest motorcycle crash counties. The campaign will feature both paid and earned media activities.

Evaluation: The evaluation will be administrative, consisting of the successful execution of a motorist awareness campaign by the DPS' Office of Communications (OOC).

Directing Agency: DPS: OTS through a contract with a professional media buying company.

Funding: \$186,000 Section 405f

Match: \$50,000 (state motorcycle funds)

Local Benefit: \$0

Project Number:	16-07-03
Project Title:	Rider Training
C.T.W.:	Chapter 5; Section 3
SHSP Focus:	Lane Departure, Motorcyclists
Description:	This project funds a half time project manager and provides for classroom and training range facilities and 175 RiderCoaches for basic, experienced, skills re-test, moped and civilian police motor courses at thirty-three sites through an Interagency Agreement with Minnesota State Colleges and Universities (MNSCU).
Evaluation:	An administrative evaluation will be conducted comparing planned and completed activities.
Directing Agency:	DPS: OTS through an Interagency Agreement with MNSCU.
Funding:	\$0
Match:	\$490,000 in state funding
Local Benefit:	\$0

Project Number:	16-07-04
Project Title:	Public Information and Media Relations
C.T.W.:	Chapter 5; Section 4
SHSP Focus:	Impaired Roadway Users, Motorcyclists
Description:	This project funds a full time information officer and provides for a motorcycle safety campaign, public information and education activities, and media relations through an Intra-agency Agreement with the DPS' OOC and funds advertising and creative concept development through the OTS media relations contract .
Evaluation:	An administrative evaluation will be conducted comparing planned and completed activities.
Directing Agency:	DPS: OTS through an Intra-agency Agreement with DPS' OOC.
Funding:	\$0
Match:	\$400,000 in state funding
Local Benefit:	\$0

Project Number: 16-07-05

Project Title: Motorcycle Testing and Licensing

C.T.W.: Chapter 5; Section 3

SHSP Focus: Management Systems, Motorcyclists

Description: This project conducts evening hours for motorcycle skills testing at select exam stations throughout Minnesota and provides for the training, testing, and auditing of RiderCoaches operating as third party testers for the MMSP. This project is conducted through an Intra-agency Agreement with the DPS' Division of Driver and Vehicle Services (DVS).

Evaluation: An administrative evaluation will be conducted comparing planned and completed activities.

Directing Agency: DPS: OTS through an Intra-agency Agreement with DPS' DVS

Funding: \$0

Match: \$35,000 in state funding

Local Benefit: \$0

Project Number: 15-07-06

Project Title: Equipment and Supplies

C.T.W.: Chapter 5; Section 3

SHSP Focus: Lane Departures, Motorcyclists

Description: This project provides training supplies, equipment, curriculum materials, and necessary insurances.

Evaluation: An administrative evaluation will be conducted comparing planned and completed activities.

Directing Agency: DPS: OTS

Funding: \$0

Match: \$70,000 in state funding

Local Benefit: \$0

Project Number: 16-07-07

Project Title: Transport Services

C.T.W.: Chapter 5; Section 3

SHSP Focus: Management Systems

Description:	This project provides for the scheduling and transportation of training motorcycles to, from and between MNSCU training sites during Minnesota's rider training season through the use of contracted private and state haulers.
Evaluation:	An administrative evaluation will be conducted comparing planned and completed activities.
Directing Agency:	DPS: OTS
Funding:	\$0
Match:	\$30,000.00 in state funding
Local Benefit:	\$0

Project Number:	16-07-08
Project Title:	Mechanical Services
C.T.W.:	Chapter 3; Section 2
SHSP Focus:	Lane Departure, Motorcyclists
Description:	This project provides for the maintenance and repair of 350 training fleet motorcycles and 28 transportation trailers through a professional services contract with Starr Cycle.
Evaluation:	An administrative evaluation will be conducted focusing on training fleet readiness and ridability at the beginning of the training season and the timeliness and quality of necessary repairs during and after the season.
Directing Agency:	DPS: OTS
Funding:	\$0
Match:	\$125,000 in state funding
Local Benefit:	\$0

Motorcycle Safety

Project Numbers 16-07-#

#	Title	Code	Federal	Match	Local Benefit
01	Motorcycle Coordination	MC	\$0	\$0	\$0
	<i>Subtotal MC</i>	<i>MC</i>	<i>\$0</i>	<i>\$0</i>	<i>\$0</i>
02	Motorcycle Support	405f	\$186,000	\$50,000	\$0
	<i>Subtotal</i>	<i>405f</i>	<i>\$186,000</i>	<i>\$50,000</i>	<i>\$0</i>
03	Rider Training	State	\$0	\$400,000	\$0
04	MC Public Info & Media Relations	State	\$0	\$400,000	\$0
05	MC Testing & Licensing	State	\$0	\$35,000	\$0
06	MC Equipment & Supplies	State	\$0	\$70,000	\$0
07	MC Transport Services	State	\$0	\$30,000	\$0
08	MC Mechanical Services	State	\$0	\$125,000	\$0
	<i>Subtotal State Match</i>	<i>state</i>	<i>\$0</i>	<i>\$1,060,000</i>	<i>\$0</i>
	<i>Match for 402</i>			<i>\$1,010,000</i>	
	<i>Match for 405f</i>			<i>\$50,000</i>	
	Total Motorcycle		\$186,000	\$1,060,000	\$0

16-09 Roadway Safety

Minnesota has not yet passed sufficiently stringent laws related to repeat DWI offenders; therefore, a percentage of federal funds are being transferred from construction to safety activities. Half of those Section 164 transfer funds are dedicated to engineering safety improvements to roadways. With advent of the MAP 21 authorization, beginning with federal 2013 funding, the funds for engineering safety improvements (hazard elimination or HE) now go directly to MnDOT. The 164HE projects described below use the funding being carried over from prior authorizations.

Due to the impetus of the original Towards Zero Death conference in 2001 and the successes of the Comprehensive Highway Safety Plan and later Strategic Highway Safety Plan, DPS and MnDOT are working closely together to reach the common goal of decreasing deaths and serious injuries.

Project Number:	16-09-01
Project Title:	Towards Zero Deaths Support
C.T.W.:	Not applicable
SHSP Focus Area:	Management Systems
Description:	The object of the project is to maintain on-going committees that will work toward efforts designed to reach the goal of reducing traffic deaths to zero. The Leadership Committee consists of leaders from OTS, MSP, MnDOT, Department of Health, and the Center for Transportation Studies (CTS) at the University of Minnesota. The Program Committee consists of representatives from the various traffic safety stakeholders – traffic safety advocates, consultants, non-profit organizations, and other committees in addition the above governmental organizations. A third, high level Executive Advisory Committee was formed in 2013. In addition, working group and co-chair meetings are supported. Funds will be used to provide staff support for the committees and the overall TZD effort, printing costs, light refreshments for quarterly Traffic Safety Forums, and costs to update the TZD website.
Evaluation:	The membership and the projects generated by the committee will be reviewed for continued growth and progress.
Directing Agency:	DPS: OTS through a grant with the Center for Transportation Studies at the University of MN.
Funding:	\$95,000 Section 402
Match:	\$0
Local Benefit:	\$0

Project Number:	16-09-02
Project Title:	Intersection Safety Countermeasure Deployment
C.T.W.:	Not applicable
SHSP Focus:	Intersections
Description:	MnDOT has identified intersections with a high number of serious crashes that can be made safer through the deployment of intersection safety countermeasures. This project will deploy rural intersection conflict warning systems, reduced conflict U-turn intersections, turn lanes, and roundabouts to improve safety at these intersections.
Evaluation:	An administrative evaluation will be conducted comparing planned and completed projects.
Directing Agency:	MnDOT through a grant from DPS/OTS.

Funding: \$5,000,000 Section 164HE
Match: \$0
Local Benefit: \$0

Project Number: 16-09-03
Project Title: Lane Departure Countermeasure Deployment
C.T.W. Not applicable
SHSP Focus: Lane Departure
Description: MnDOT has identified roadways with a high number of lane departure crashes. This project will deploy lane departure countermeasures including cable median barriers, curve chevrons, guard rails, rumble strips, rumble stripes, and wider fog lines.
Evaluation: An administrative evaluation will be conducted comparing planned and completed projects.
Directing Agency: MnDOT through a grant from DPS/OTS.
Funding: \$5,000,000 Section 165HE
Match: \$0
Local Benefit: \$0

Project Number: 16-09-04
Project Title: Roadway Safety Evaluation and Planning
C.T.W. Not applicable
SHSP Focus: Management Systems
Description: MnDOT will be evaluating roadway safety countermeasures, plans and planning processes. This project will also fund any new planning processes undertaken as a result of these roadway safety evaluations.
Evaluation: An administrative evaluation will be conducted comparing planned and completed activities.
Directing Agency: MnDOT through a grant from DPS/OTS.
Funding: \$1,000,000 Section 164HE
Match: \$0
Local Benefit: \$0

Roadway Safety

Project Numbers 16-09-#

#	Title	Code	Federal	Match	Local Benefit
01	TZD Support	RS	\$95,000	\$0	\$0
	<i>Subtotal</i>	<i>RS</i>	<i>\$95,000</i>	<i>\$0</i>	<i>\$0</i>
02	Intersection Countermeasures	164HE	\$5,000,000	\$0	\$0
03	Lane Departure Countermeasures	164HE	\$5,000,000	\$0	\$0
04	Evaluation and Planning	164HE	\$1,000,000	\$0	\$0
	<i>Subtotal</i>	<i>164HE</i>	<i>\$11,000,000</i>	<i>\$0</i>	<i>\$0</i>
Roadway Safety Total			\$11,095,000	\$0	\$0

Attachment 1

Minnesota Population Projections by Age and Gender, 2010-2060
 Minnesota State Demographic Center, February 2013

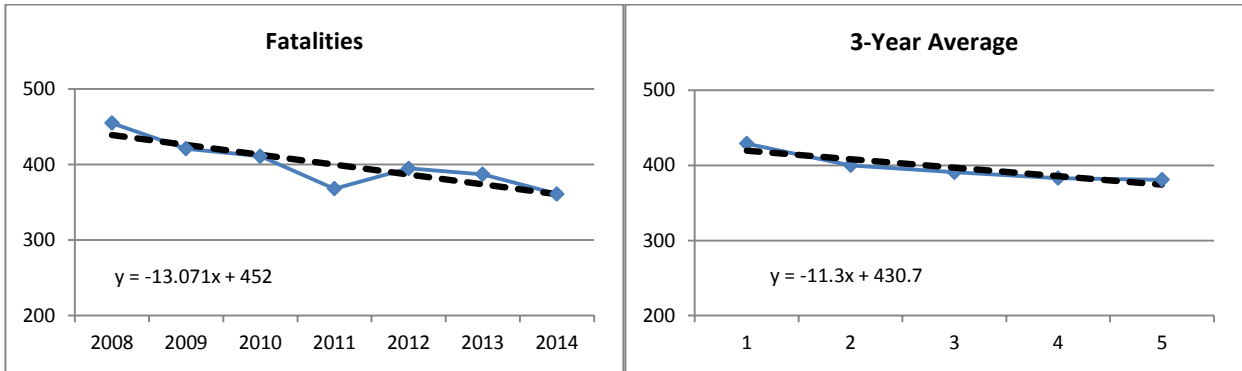
Year AGE	2012			2015			2020		
	Total	Male	Female	Total	Male	Female	Total	Male	Female
Total	5,397,916	2,678,562	2,719,354	5,537,387	2,747,063	2,790,324	5,772,259	2,862,099	2,910,160
				3%	3%	3%	4%	4%	4%
0-4	351,564	179,334	172,230	361,190	184,238	176,952	385,131	196,430	188,701
				3%	3%	3%	6%	6%	6%
5-9	365,742	186,687	179,055	372,424	189,862	182,562	378,948	193,207	185,741
				2%	2%	2%	2%	2%	2%
10-14	359,759	184,431	175,328	375,839	192,777	183,062	393,826	201,608	192,218
				4%	5%	4%	5%	4%	5%
15-19	358,682	183,471	175,211	355,506	181,539	173,967	379,487	194,248	185,239
				-1%	-1%	-1%	7%	7%	6%
20-24	354,455	181,329	173,126	344,727	177,243	167,484	335,048	171,575	163,473
				-3%	-2%	-3%	-3%	-3%	-2%
25-29	371,690	185,872	185,818	367,343	183,563	183,780	355,309	179,634	175,675
				-1%	-1%	-1%	-3%	-2%	-4%
30-34	372,997	189,422	183,575	398,568	199,802	198,766	392,019	194,854	197,165
				7%	5%	8%	-1%	-1%	-1%
35-64	2,132,974	1,066,484	1,066,490	2,152,120	1,076,975	1,075,145	2,181,945	1,090,034	1,091,911
				1%	1%	1%	1%	0%	1%
65-69	227,809	110,508	117,301	265,827	129,443	136,384	318,154	155,297	162,857
				17%	17%	16%	10%	11%	10%
70-74	164,603	77,493	87,110	189,022	89,707	99,315	247,000	118,536	128,464
				15%	16%	14%	17%	17%	16%
75-79	124,320	55,686	68,634	135,015	61,258	73,757	167,809	77,481	90,328
				9%	10%	7%	15%	16%	14%
80+	213,321	77,845	135,476	219,806	80,656	139,150	237,583	89,195	148,388
				3%	4%	3%	8%	11%	7%

Attachment 2

C-1 Fatalities

Forecast Year			1	2	3	4	5	6	7
Actual Year	2008	2009	2010	2011	2012	2013	2014	2015	2016
Traffic Fatalities	455	421	411	368	395	387	361	373*	360*
3-Year Averages			429	400	391	383	381	363*	352*
PM Target								375	350

*Projected

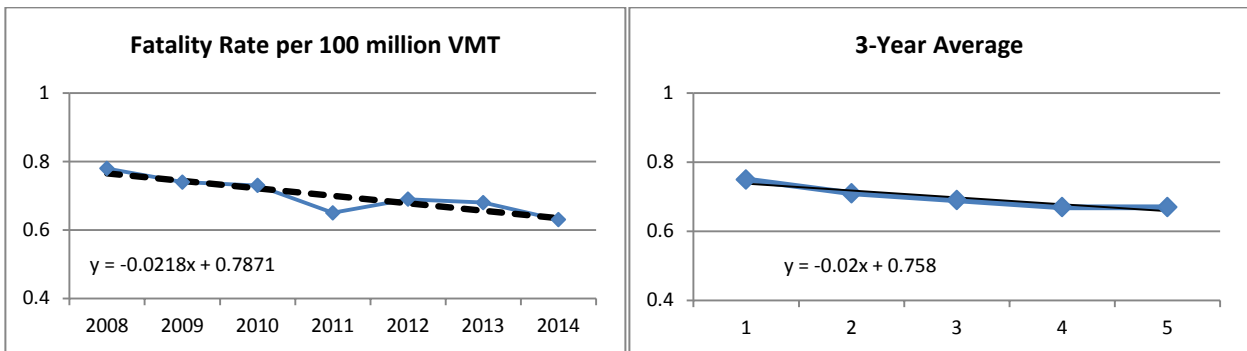


Minnesota has made remarkable gains in traffic safety over the past ten years. As to be expected, the yearly gains are becoming smaller. The performance measure targets are set at the high end of the projections based on yearly numbers and low end for those based on 3-year averages.

C-2 Fatality Rate

Forecast Year			1	2	3	4	5	6	7
Actual Year	2008	2009	2010	2011	2012	2013	2014	2015	2016
Fatality Rate	0.78	0.74	0.73	0.65	0.69	0.68	0.63	0.66*	0.63*
3-Year Averages			0.75	0.71	0.69	0.67	0.67	0.64*	0.62*
PM Target								0.64	0.60

*Projected

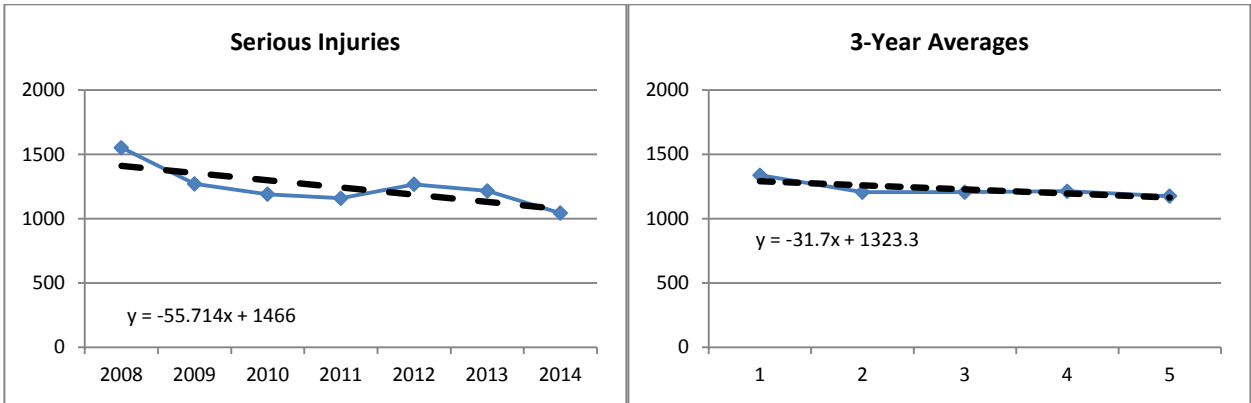


Minnesota has seen fairly consistent gains in VMT as fatalities continue to decrease. The performance measure targets are set nearly mirroring the projections based on the 3-year averages.

C-3 Serious Injuries

Forecast Year			1	2	3	4	5	6	7
Actual Year	2008	2009	2010	2011	2012	2013	2014	2015	2016
Traffic Injuries	1,553	1,271	1,191	1,159	1,268	1,216	1,044	1,132*	1,076*
3-Year Averages			1,338	1,207	1,206	1,214	1,176	1,133*	1,101*
PM Target								1,100	1,000

*Projected

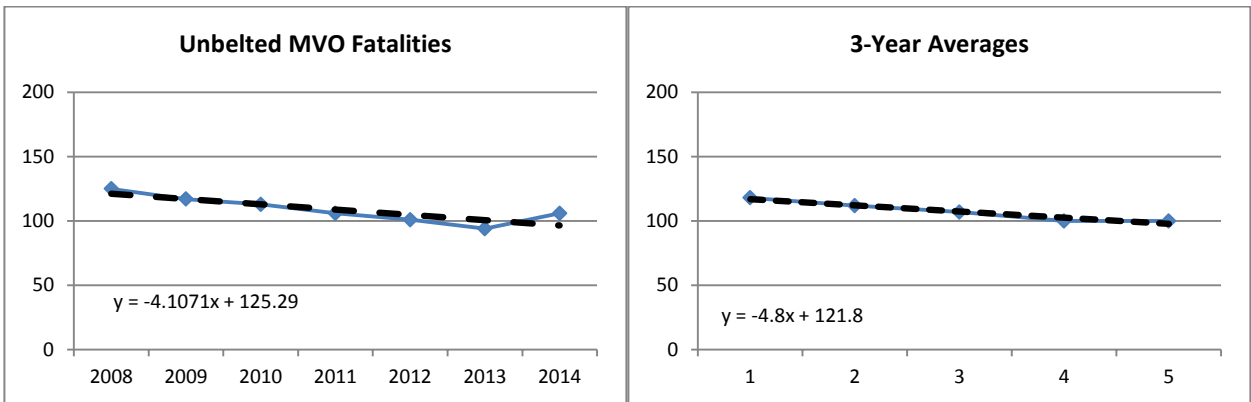


Although serious injuries have not enjoyed as dramatic a decline in recent years in Minnesota the trend is still a downward one. The targets align with both the yearly number and 3 year average projections.

C-4 Unrestrained Occupant Fatalities

Forecast Year			1	2	3	4	5	6	7
Actual Year	2008	2009	2010	2011	2012	2013	2014	2015	2016
Traffic Fatalities	125	117	113	106	101	94	106	101*	97*
3-Year Averages			118	112	107	100	100	93*	88*
PM Target								95	90

*Projected

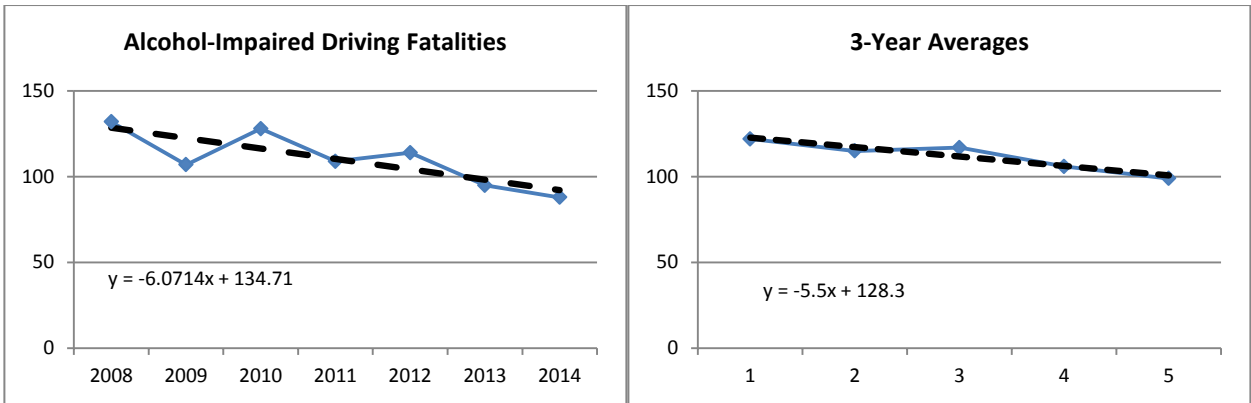


As with many trends in Minnesota, the number of unrestrained occupant fatalities has seen a leveling off after many years of great progress. It is unrealistic to expect high continual gains. The performance measure targets are set between the projections based on yearly numbers and those based on 3-year averages.

C-5 Alcohol Impaired Driving Fatalities

Forecast Year			1	2	3	4	5	6	7
Actual Year	2008	2009	2010	2011	2012	2013	2014	2015	2016
Traffic Fatalities	132	107	128	109	114	95	88	98*	92*
3-Year Averages			122	115	117	106	99	95*	90*
PM Target								95	90

*Projected

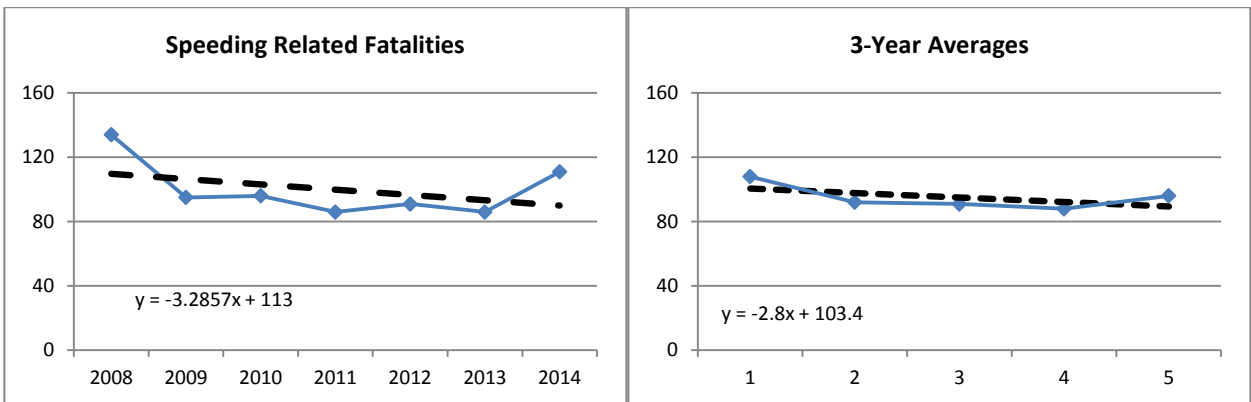


The number of alcohol impaired driving fatalities continues the downward trend. The performance measure targets are aligned with the projection of the 3-year averages.

C-6 Speeding Related Fatalities

Forecast Year			1	2	3	4	5	6	7
Actual Year	2008	2009	2010	2011	2012	2013	2014	2015	2016
Traffic Fatalities	134	95	96	86	91	86	111	93*	90*
3-Year Averages			108	92	91	88	96	86*	83*
PM Target								90	85

*Projected

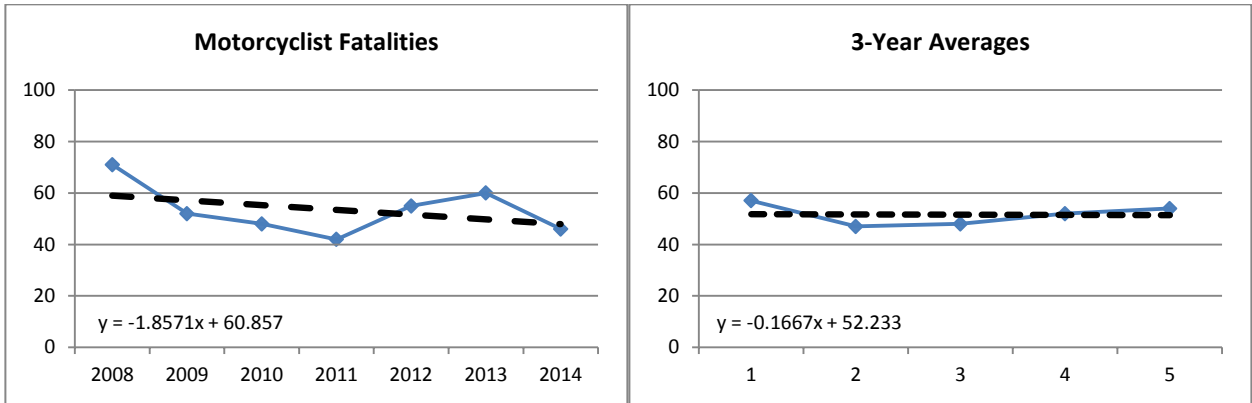


Minnesota has made remarkable gains in traffic safety over the past ten years. As to be expected, the yearly gains are becoming smaller. The performance measure targets are set between the projections based on yearly numbers and those based on 3-year averages.

C-7 Motorcyclist Fatalities

Forecast Year			1	2	3	4	5	6	7
Actual Year	2008	2009	2010	2011	2012	2013	2014	2015	2016
Traffic Fatalities	71	52	48	42	55	60	46	50*	48*
3-Year Averages			57	47	48	52	54	51*	51*
PM Target								50	50

*Projected

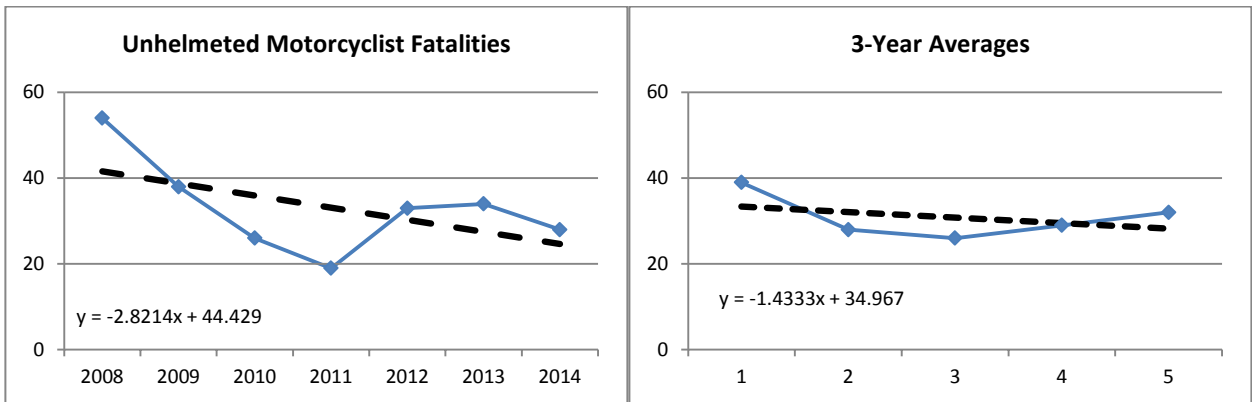


The performance measure targets are set between the projections based on yearly numbers and those based on 3-year averages and reflect a maintenance target.

C-8 Unhelmeted Motorcyclist Fatalities

Forecast Year			1	2	3	4	5	6	7
Actual Year	2008	2009	2010	2011	2012	2013	2014	2015	2016
Traffic Fatalities	54	38	26	19	33	34	28	28*	25*
3-Year Averages			39	28	26	29	32	26*	25*
PM Target								28	27

*Projected

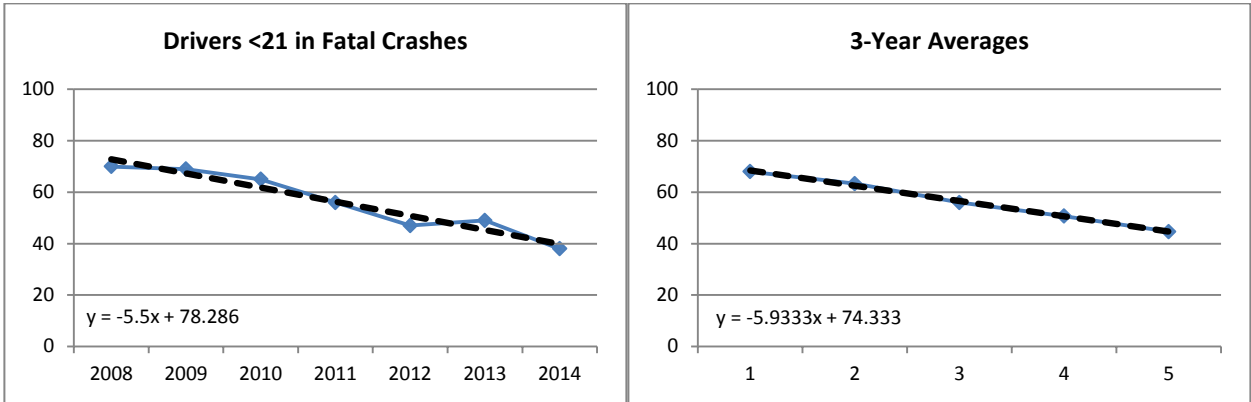


The performance measure targets are aligned with the projection of the yearly number of unhelmeted motorcyclist fatalities and reflect a maintenance target.

C-9 Drivers in Fatal Crashes Who Are <21 Years Old

Forecast Year			1	2	3	4	5	6	7
Actual Year	2008	2009	2010	2011	2012	2013	2014	2015	2016
Drivers <21	70	69	65	56	47	49	38	45*	40*
3-Year Averages			68	63	56	51	45	39*	33*
PM Target								45	40

*Projected

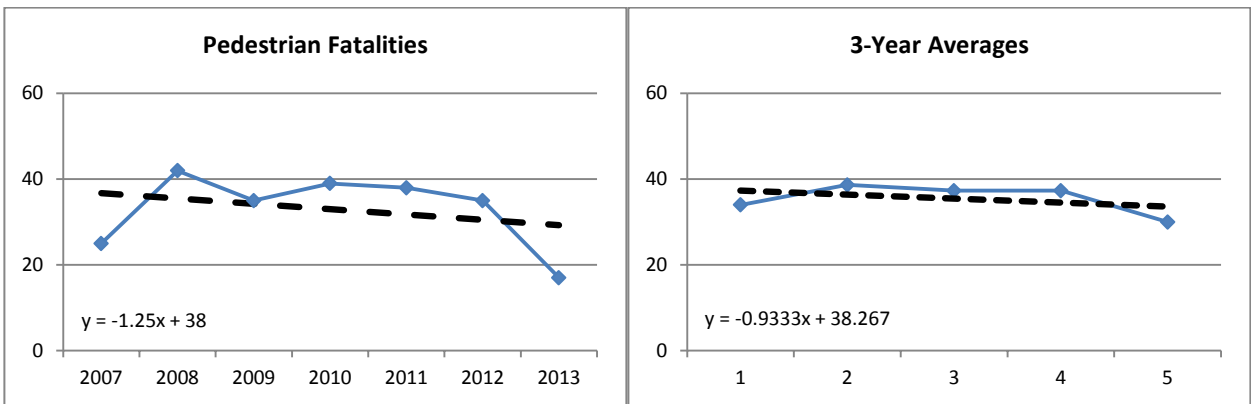


The performance measure targets are aligned with the projection projections based on yearly numbers.

C-10 Pedestrian Fatalities

Forecast Year			1	2	3	4	5	6	7
Actual Year	2008	2009	2010	2011	2012	2013	2014	2015	2016
Traffic Fatalities	25	42	35	39	38	35	17	30*	29*
3-Year Averages			34	39	37	37	30	33*	32*
PM Target								38	35

*Projected

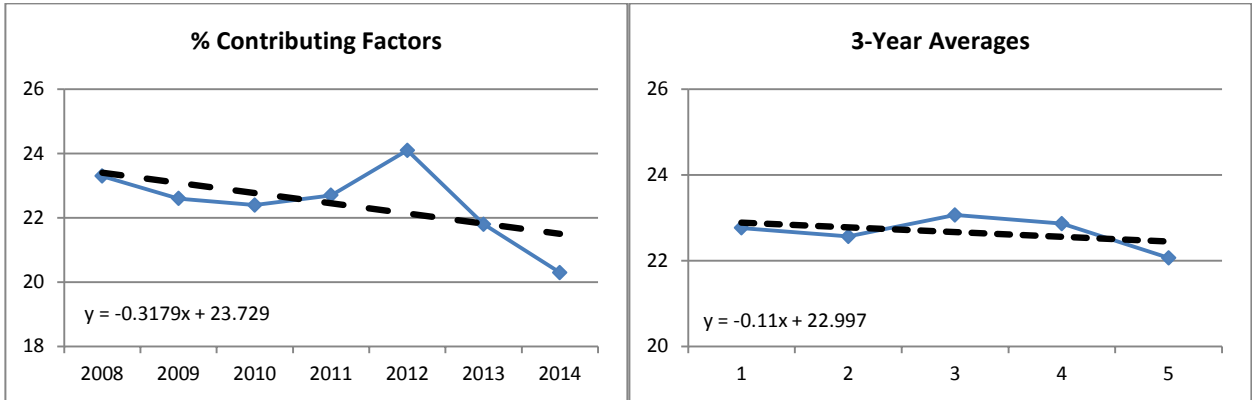


The performance measure targets are set above both the projections based on yearly numbers and those based on 3-year averages because of an unusually low number in 2014 and increased societal emphasis on walking.

% of Contributing Factors in multi vehicle crashes where Driver Inattention/Distraction was listed

Forecast Year			1	2	3	4	5	6	7
Actual Year	2008	2009	2010	2011	2012	2013	2014	2015	2016
Percentage	23.3	22.6	22.4	22.7	24.1	21.8	20.3	21.8*	21.5*
3-Year Averages			22.8	22.6	23.1	22.9	22.1	22.3*	22.2*
PM Target								22.8	22.7

*Projected

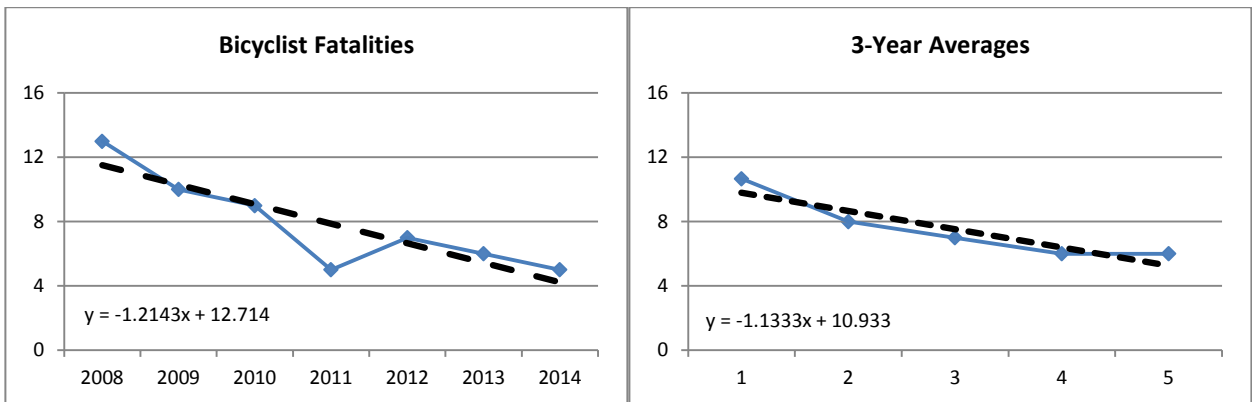


This measure looks at contributing factors in multi-vehicle crashes. It is the percentage of all contributing factors listed that were “Driver Inattention/Distraction”. The performance measure targets are set above the projections due to increased visibility of this area and the change in reporting that will occur in 2016.

Bicyclist Fatalities

Forecast Year			1	2	3	4	5	6	7
Actual Year	2008	2009	2010	2011	2012	2013	2014	2015	2016
Traffic Fatalities	13	10	9	5	7	6	5	5*	4*
3-Year Averages			11	8	7	6	6	4*	3*
PM Target								6	6

*Projected



The performance measure targets are set above both the projections based on yearly numbers and those based on 3-year averages because of the low numbers and increased societal emphasis on biking.

Attachment 3

Example: Occupant Protection and Impaired Driving Grids by County

TABLE 1 County Grids (Booze & Belts)	Total VMT 2011-2013	Average VMT Per Year	Total K + A 2011- 2013	Average K + A Per Year	Rank	Rate Per 100M VMT	Rank	Total Alc- Rel K + A 2011- 2013	Average Alc-Rel K + A Per Year	Rate Per 100M VMT	Rank	Total No-Belt K + A 2011- 2013
Aitkin	770,075,175	256,691,725	40	13.3	53	5.2	78	15	5.0	1.9	81	8
Anoka	8,911,385,940	2,970,461,980	251	83.7	84	2.8	29	63	21.0	0.7	32	39
Becker	1,196,148,070	398,716,023	61	20.3	71	5.1	77	18	6.0	1.5	73	19
Beltrami	1,268,953,160	422,984,387	51	17.0	60	4.0	63	23	7.7	1.8	78	14
Benton	1,431,769,075	477,256,358	70	23.3	72	4.9	73	17	5.7	1.2	57	17
Big Stone	201,568,695	67,189,565	15	5.0	17	7.4	88	4	1.3	2.0	82	5
Blue Earth	1,858,064,620	619,354,873	57	19.0	69	3.1	38	19	6.3	1.0	49	18
Brown	700,576,255	233,525,418	31	10.3	45	4.4	70	6	2.0	0.9	41	4
Carlton	1,454,910,440	484,970,147	44	14.7	57	3.0	35	17	5.7	1.2	56	8
Carver	2,463,701,455	821,233,818	42	14.0	55	1.7	5	12	4.0	0.5	16	6
Cass	1,327,002,030	442,334,010	55	18.3	65	4.1	65	18	6.0	1.4	67	22
Chippewa	479,853,820	159,951,273	30	10.0	43	6.3	86	6	2.0	1.3	62	7
Chisago	2,285,477,795	761,825,932	56	18.7	68	2.5	17	10	3.3	0.4	14	11
Clay	2,170,490,385	723,496,795	54	18.0	64	2.5	20	15	5.0	0.7	29	17
Clearwater	349,391,140	116,463,713	21	7.0	28	6.0	84	8	2.7	2.3	87	7
Cook	362,935,195	120,978,398	4	1.3	2	1.1	2	1	0.3	0.3	7	1
Cottonwood	429,863,420	143,287,807	17	5.7	20	4.0	60	6	2.0	1.4	69	5
Crow Wing	2,396,974,345	798,991,448	74	24.7	73	3.1	39	23	7.7	1.0	45	21
Dakota	11,570,285,015	3,856,761,672	264	88.0	85	2.3	13	42	14.0	0.4	9	40
Dodge	637,895,535	212,631,845	23	7.7	30	3.6	51	2	0.7	0.3	8	4
Douglas	1,719,566,100	573,188,700	47	15.7	58	2.7	24	10	3.3	0.6	23	8
Faribault	723,823,835	241,274,612	23	7.7	31	3.2	40	4	1.3	0.6	19	7
Fillmore	680,659,665	226,886,555	23	7.7	32	3.4	46	7	2.3	1.0	50	11
Freeborn	1,688,257,860	562,752,620	30	10.0	44	1.8	6	10	3.3	0.6	25	11
Goodhue	1,978,404,390	659,468,130	84	28.0	76	4.2	67	12	4.0	0.6	26	15
Grant	386,417,470	128,805,823	10	3.3	10	2.6	22	4	1.3	1.0	52	3
Hennepin	33,023,522,825	11,007,840,942	722	240.7	87	2.2	10	174	58.0	0.5	17	73
Houston	575,698,075	191,899,358	24	8.0	34	4.2	66	7	2.3	1.2	60	10
Hubbard	790,687,455	263,562,485	34	11.3	47	4.3	69	15	5.0	1.9	79	3
Isanti	1,142,374,445	380,791,482	35	11.7	48	3.1	37	8	2.7	0.7	30	8
Itasca	1,514,820,445	504,940,148	76	25.3	75	5.0	74	25	8.3	1.7	74	13
Jackson	769,920,415	256,640,138	27	9.0	37	3.5	49	6	2.0	0.8	39	14
Kanabec	534,065,080	178,021,693	19	6.3	23	3.6	50	3	1.0	0.6	20	2
Kandiyohi	1,430,914,975	476,971,658	52	17.3	62	3.6	53	14	4.7	1.0	46	10
Kittson	245,623,830	81,874,610	9	3.0	8	3.7	55	5	1.7	2.0	84	3
Koochiching	425,959,015	141,986,338	23	7.7	33	5.4	81	10	3.3	2.3	88	5
Lac Qui Parle	320,078,720	106,692,907	7	2.3	7	2.2	11	3	1.0	0.9	44	1
Lake	524,346,225	174,782,075	19	6.3	24	3.6	52	10	3.3	1.9	80	7
Lake of Woods	148,974,750	49,658,250	4	1.3	3	2.7	23	0	0.0	0.0	1	1
LeSueur	839,653,665	279,884,555	52	17.3	63	6.2	85	15	5.0	1.8	77	15
Lincoln	230,632,185	76,877,395	13	4.3	14	5.6	82	3	1.0	1.3	64	6
Lyon	849,131,255	283,043,752	27	9.0	38	3.2	41	6	2.0	0.7	31	7
McLeod	1,076,013,430	358,671,143	43	14.3	56	4.0	62	4	1.3	0.4	10	9
Mahnomen	223,396,425	74,465,475	13	4.3	15	5.8	83	3	1.0	1.3	66	6

Marshall	477,118,510	159,039,503	19	6.3	25	4.0	61	8	2.7	1.7	75	7
Martin	938,016,055	312,672,018	35	11.7	49	3.7	56	8	2.7	0.9	40	9
Meeker	774,824,190	258,274,730	39	13.0	51	5.0	75	16	5.3	2.1	86	17
Mille Lacs	1,244,294,855	414,764,952	41	13.7	54	3.3	44	16	5.3	1.3	63	21
Morrison	1,485,769,000	495,256,333	51	17.0	61	3.4	47	16	5.3	1.1	55	10
Mower	1,249,614,000	416,538,000	37	12.3	50	3.0	33	13	4.3	1.0	53	11
Murray	323,905,015	107,968,338	9	3.0	9	2.8	27	2	0.7	0.6	27	5
Nicollet	1,145,947,065	381,982,355	28	9.3	39	2.4	16	5	1.7	0.4	13	5
Nobles	910,282,260	303,427,420	39	13.0	52	4.3	68	4	1.3	0.4	15	18
Norman	296,304,810	98,768,270	14	4.7	16	4.7	72	6	2.0	2.0	83	4
Olmsted	4,183,478,890	1,394,492,963	118	39.3	81	2.8	30	30	10.0	0.7	34	25
Otter Tail	2,449,941,320	816,647,107	99	33.0	78	4.0	64	32	10.7	1.3	65	42
Pennington	424,969,865	141,656,622	16	5.3	18	3.8	57	6	2.0	1.4	70	7
Pine	1,723,692,425	574,564,142	55	18.3	66	3.2	42	15	5.0	0.9	43	12
Pipestone	342,371,095	114,123,698	18	6.0	22	5.3	79	7	2.3	2.0	85	4
Polk	1,216,946,135	405,648,712	48	16.0	59	3.9	59	12	4.0	1.0	47	17
Pope	435,458,870	145,152,957	22	7.3	29	5.1	76	6	2.0	1.4	68	4
Ramsey	13,518,859,415	4,506,286,472	308	102.7	86	2.3	12	55	18.3	0.4	12	33
Red Lake	166,277,940	55,425,980	4	1.3	4	2.4	15	2	0.7	1.2	59	2
Redwood	670,344,035	223,448,012	26	8.7	35	3.9	58	8	2.7	1.2	58	9
Renville	726,313,135	242,104,378	20	6.7	26	2.8	26	2	0.7	0.3	6	6
Rice	2,120,078,410	706,692,803	60	20.0	70	2.8	31	12	4.0	0.6	22	16
Rock	530,605,245	176,868,415	16	5.3	19	3.0	34	3	1.0	0.6	21	8
Roseau	513,685,670	171,228,557	11	3.7	12	2.1	9	4	1.3	0.8	38	3
St. Louis	6,369,379,210	2,123,126,403	183	61.0	83	2.9	32	55	18.3	0.9	42	39
Scott	3,821,597,815	1,273,865,938	98	32.7	77	2.6	21	29	9.7	0.8	37	12
Sherburne	2,705,555,200	901,851,733	74	24.7	74	2.7	25	16	5.3	0.6	24	9
Sibley	580,214,585	193,404,862	31	10.3	46	5.3	80	4	1.3	0.7	28	8
Stearns	5,466,591,495	1,822,197,165	135	45.0	82	2.5	19	39	13.0	0.7	33	30
Steele	1,561,027,620	520,342,540	29	9.7	40	1.9	7	4	1.3	0.3	5	5
Stevens	301,954,645	100,651,548	10	3.3	11	3.3	45	3	1.0	1.0	48	4
Swift	394,971,245	131,657,082	5	1.7	6	1.3	3	1	0.3	0.3	4	0
Todd	902,027,785	300,675,928	29	9.7	41	3.2	43	13	4.3	1.4	72	16
Traverse	140,765,900	46,921,967	3	1.0	1	2.1	8	2	0.7	1.4	71	1
Wabasha	639,971,290	213,323,763	29	9.7	42	4.5	71	8	2.7	1.3	61	8
Wadena	464,375,630	154,791,877	17	5.7	21	3.7	54	5	1.7	1.1	54	9
Waseca	580,954,075	193,651,358	20	6.7	27	3.4	48	6	2.0	1.0	51	4
Washington	6,756,810,650	2,252,270,217	114	38.0	80	1.7	4	26	8.7	0.4	11	19
Watonwan	509,415,900	169,805,300	12	4.0	13	2.4	14	1	0.3	0.2	2	2
Wilkin	499,737,560	166,579,187	4	1.3	5	0.8	1	1	0.3	0.2	3	3
Winona	1,797,994,380	599,331,460	55	18.3	67	3.1	36	13	4.3	0.7	36	10
Wright	4,458,716,265	1,486,238,755	110	36.7	79	2.5	18	24	8.0	0.5	18	22
Yellow Medicine	412,149,605	137,383,202	26	8.7	36	6.3	87	7	2.3	1.7	76	12
MN Totals:	170,343,573,165	56,781,191,055	4,793	1,597.7	88	2.8	28	1,228	409.3	0.7	35	1,029

Attachment 4

Maintenance of Effort for MAP 21 405 Projects

Impaired Driving (\$6,600,000)

Estimates of average state costs per year averaged from 2010 and 2011 are as follows:

Agency	Tasks Done	Cost
Attorney General's Office	Litigation of civil hearings	2,400,000
Bureau of Criminal Apprehension	Laboratory costs for analyzing blood and urine results and maintaining breath testing instruments	1,900,000
Driver and Vehicle Services	Staff and operating costs required to oversee licensing of those arrested for DWI	800,000
Minnesota State Patrol	Enforcement, court and reporting time for DWIs	1,500,000
	Total	\$6,600,000

Occupant Protection (\$60,000)

The only state requirements for expenditures of funds related to occupant protection are that the fines from child seat citations be used to provide child safety seats for needy families. Citations do not go on drivers' license records and whether or not a seat belt was used cannot be discussed in courts considering suits involving crashes. Ten percent of seat belt fines can be used by the State Patrol for any public information activities and the other 90 percent is used by Emergency Medical Services. The fines for child seat citations have been averaging between \$50,000 and \$60,000 per year.

Traffic Records (\$375,000)

The DPS division of Driver and Vehicle Services is responsible for the Crash Record Database. That unit of DVS has been costing about \$375,000 in recent years. The CODES unit at the Department of Health is funded with NHTSA funding. The trauma registry at DOH and other state systems such as Court Administration are not specific to traffic safety and are not counted here.

**APPENDIX A TO PART 1200 –
CERTIFICATION AND ASSURANCES
FOR HIGHWAY SAFETY GRANTS (23 U.S.C. CHAPTER 4)**

State: Minnesota

Fiscal Year: 2016

Each fiscal year the State must sign these Certifications and Assurances that it complies with all requirements including applicable Federal statutes and regulations that are in effect during the grant period. (Requirements that also apply to subrecipients are noted under the applicable caption.)

In my capacity as the Governor's Representative for Highway Safety, I hereby provide the following certifications and assurances:

GENERAL REQUIREMENTS

To the best of my personal knowledge, the information submitted in the Highway Safety Plan in support of the State's application for Section 402 and Section 405 grants is accurate and complete. (Incomplete or incorrect information may result in the disapproval of the Highway Safety Plan.)

The Governor is the responsible official for the administration of the State highway safety program through a State highway safety agency that has adequate powers and is suitably equipped and organized (as evidenced by appropriate oversight procedures governing such areas as procurement, financial administration, and the use, management, and disposition of equipment) to carry out the program. (23 U.S.C. 402(b)(1)(A))

The State will comply with applicable statutes and regulations, including but not limited to:

- 23 U.S.C. Chapter 4 - Highway Safety Act of 1966, as amended
- 49 CFR Part 18 - Uniform Administrative Requirements for Grants and Cooperative Agreements to State and Local Governments
- 23 CFR Part 1200 – Uniform Procedures for State Highway Safety Grant Programs

The State has submitted appropriate documentation for review to the single point of contact designated by the Governor to review Federal programs, as required by Executive Order 12372 (Intergovernmental Review of Federal Programs).

FEDERAL FUNDING ACCOUNTABILITY AND TRANSPARENCY ACT (FFATA)

The State will comply with FFATA guidance, OMB Guidance on FFATA Subaward and Executive Compensation Reporting, August 27, 2010, (https://www.fsrs.gov/documents/OMB_Guidance_on_FFATA_Subaward_and_Executive_Compensation_Reporting_08272010.pdf) by reporting to FSRS.gov for each sub-grant awarded:

- Name of the entity receiving the award;
- Amount of the award;

- Information on the award including transaction type, funding agency, the North American Industry Classification System code or Catalog of Federal Domestic Assistance number (where applicable), program source;
- Location of the entity receiving the award and the primary location of performance under the award, including the city, State, congressional district, and country; and an award title descriptive of the purpose of each funding action;
- A unique identifier (DUNS);
- The names and total compensation of the five most highly compensated officers of the entity if:
 - (i) the entity in the preceding fiscal year received—
 - (I) 80 percent or more of its annual gross revenues in Federal awards;
 - (II) \$25,000,000 or more in annual gross revenues from Federal awards; and
 - (ii) the public does not have access to information about the compensation of the senior executives of the entity through periodic reports filed under section 13(a) or 15(d) of the Securities Exchange Act of 1934 (15 U.S.C. 78m(a), 78o(d)) or section 6104 of the Internal Revenue Code of 1986;
- Other relevant information specified by OMB guidance.

NONDISCRIMINATION

(applies to subrecipients as well as States)

The State highway safety agency will comply with all Federal statutes and implementing regulations relating to nondiscrimination. These include but are not limited to: (a) Title VI of the Civil Rights Act of 1964 (Pub. L. 88-352), which prohibits discrimination on the basis of race, color or national origin (and 49 CFR Part 21); (b) Title IX of the Education Amendments of 1972, as amended (20 U.S.C. 1681-1683 and 1685-1686), which prohibits discrimination on the basis of sex; (c) Section 504 of the Rehabilitation Act of 1973, as amended (29 U.S.C. 794), and the Americans with Disabilities Act of 1990 (Pub. L. 101-336), as amended (42 U.S.C. 12101, et seq.), which prohibits discrimination on the basis of disabilities (and 49 CFR Part 27); (d) the Age Discrimination Act of 1975, as amended (42 U.S.C. 6101-6107), which prohibits discrimination on the basis of age; (e) the Civil Rights Restoration Act of 1987 (Pub. L. 100-259), which requires Federal-aid recipients and all subrecipients to prevent discrimination and ensure nondiscrimination in all of their programs and activities; (f) the Drug Abuse Office and Treatment Act of 1972 (Pub. L. 92-255), as amended, relating to nondiscrimination on the basis of drug abuse; (g) the comprehensive Alcohol Abuse and Alcoholism Prevention, Treatment and Rehabilitation Act of 1970 (Pub. L. 91-616), as amended, relating to nondiscrimination on the basis of alcohol abuse or alcoholism; (h) Sections 523 and 527 of the Public Health Service Act of 1912, as amended (42 U.S.C. 290dd-3 and 290ee-3), relating to confidentiality of alcohol and drug abuse patient records; (i) Title VIII of the Civil Rights Act of 1968, as amended (42 U.S.C. 3601, et seq.), relating to nondiscrimination in the sale, rental or financing of housing; (j) any other nondiscrimination provisions in the specific statute(s) under which application for Federal assistance is being made; and (k) the requirements of any other nondiscrimination statute(s) which may apply to the application.

THE DRUG-FREE WORKPLACE ACT OF 1988(41 USC 8103)

The State will provide a drug-free workplace by:

- Publishing a statement notifying employees that the unlawful manufacture, distribution, dispensing, possession or use of a controlled substance is prohibited in the grantee's workplace and specifying the actions that will be taken against employees for violation of such prohibition;
- Establishing a drug-free awareness program to inform employees about:
 - The dangers of drug abuse in the workplace.
 - The grantee's policy of maintaining a drug-free workplace.
 - Any available drug counseling, rehabilitation, and employee assistance programs.
 - The penalties that may be imposed upon employees for drug violations occurring in the workplace.
 - Making it a requirement that each employee engaged in the performance of the grant be given a copy of the statement required by paragraph (a).
- Notifying the employee in the statement required by paragraph (a) that, as a condition of employment under the grant, the employee will –
 - Abide by the terms of the statement.
 - Notify the employer of any criminal drug statute conviction for a violation occurring in the workplace no later than five days after such conviction.
- Notifying the agency within ten days after receiving notice under subparagraph (d)(2) from an employee or otherwise receiving actual notice of such conviction.
- Taking one of the following actions, within 30 days of receiving notice under subparagraph (d)(2), with respect to any employee who is so convicted –
 - Taking appropriate personnel action against such an employee, up to and including termination.
 - Requiring such employee to participate satisfactorily in a drug abuse assistance or rehabilitation program approved for such purposes by a Federal, State, or local health, law enforcement, or other appropriate agency.
- Making a good faith effort to continue to maintain a drug-free workplace through implementation of all of the paragraphs above.

BUY AMERICA ACT

(applies to subrecipients as well as States)

The State will comply with the provisions of the Buy America Act (49 U.S.C. 5323(j)), which contains the following requirements:

Only steel, iron and manufactured products produced in the United States may be purchased with Federal funds unless the Secretary of Transportation determines that such domestic purchases would be inconsistent with the public interest, that such materials are not reasonably available and of a satisfactory quality, or that inclusion of domestic materials will increase the cost of the overall project contract by more than 25 percent. Clear justification for the purchase of non-

domestic items must be in the form of a waiver request submitted to and approved by the Secretary of Transportation.

POLITICAL ACTIVITY (HATCH ACT)
(applies to subrecipients as well as States)

The State will comply with provisions of the Hatch Act (5 U.S.C. 1501-1508) which limits the political activities of employees whose principal employment activities are funded in whole or in part with Federal funds.

CERTIFICATION REGARDING FEDERAL LOBBYING
(applies to subrecipients as well as States)

Certification for Contracts, Grants, Loans, and Cooperative Agreements

The undersigned certifies, to the best of his or her knowledge and belief, that:

1. No Federal appropriated funds have been paid or will be paid, by or on behalf of the undersigned, to any person for influencing or attempting to influence an officer or employee of any agency, a Member of Congress, an officer or employee of Congress, or an employee of a Member of Congress in connection with the awarding of any Federal contract, the making of any Federal grant, the making of any Federal loan, the entering into of any cooperative agreement, and the extension, continuation, renewal, amendment, or modification of any Federal contract, grant, loan, or cooperative agreement.
2. If any funds other than Federal appropriated funds have been paid or will be paid to any person for influencing or attempting to influence an officer or employee of any agency, a Member of Congress, an officer or employee of Congress, or an employee of a Member of Congress in connection with this Federal contract, grant, loan, or cooperative agreement, the undersigned shall complete and submit Standard Form-LLL, "Disclosure Form to Report Lobbying," in accordance with its instructions.
3. The undersigned shall require that the language of this certification be included in the award documents for all sub-award at all tiers (including subcontracts, subgrants, and contracts under grant, loans, and cooperative agreements) and that all subrecipients shall certify and disclose accordingly.

This certification is a material representation of fact upon which reliance was placed when this transaction was made or entered into. Submission of this certification is a prerequisite for making or entering into this transaction imposed by section 1352, title 31, U.S. Code. Any person who fails to file the required certification shall be subject to a civil penalty of not less than \$10,000 and not more than \$100,000 for each such failure.

RESTRICTION ON STATE LOBBYING
(applies to subrecipients as well as States)

None of the funds under this program will be used for any activity specifically designed to urge or influence a State or local legislator to favor or oppose the adoption of any specific legislative proposal pending before any State or local legislative body. Such activities include both direct and indirect (e.g., "grassroots") lobbying activities, with one exception. This does not preclude a State official whose salary is supported with NHTSA funds from engaging in direct communications with State or local legislative officials, in accordance with customary State practice, even if such communications urge legislative officials to favor or oppose the adoption of a specific pending legislative proposal.

CERTIFICATION REGARDING DEBARMENT AND SUSPENSION
(applies to subrecipients as well as States)

Instructions for Primary Certification

1. By signing and submitting this proposal, the prospective primary participant is providing the certification set out below.
2. The inability of a person to provide the certification required below will not necessarily result in denial of participation in this covered transaction. The prospective participant shall submit an explanation of why it cannot provide the certification set out below. The certification or explanation will be considered in connection with the department or agency's determination whether to enter into this transaction. However, failure of the prospective primary participant to furnish a certification or an explanation shall disqualify such person from participation in this transaction.
3. The certification in this clause is a material representation of fact upon which reliance was placed when the department or agency determined to enter into this transaction. If it is later determined that the prospective primary participant knowingly rendered an erroneous certification, in addition to other remedies available to the Federal Government, the department or agency may terminate this transaction for cause or default.
4. The prospective primary participant shall provide immediate written notice to the department or agency to which this proposal is submitted if at any time the prospective primary participant learns its certification was erroneous when submitted or has become erroneous by reason of changed circumstances.
5. The terms *covered transaction*, *debarred*, *suspended*, *ineligible*, *lower tier covered transaction*, *participant*, *person*, *primary covered transaction*, *principal*, *proposal*, and *voluntarily excluded*, as used in this clause, have the meaning set out in the Definitions and coverage sections of 49 CFR Part 29. You may contact the department or agency to which this proposal is being submitted for assistance in obtaining a copy of those regulations.

6. The prospective primary participant agrees by submitting this proposal that, should the proposed covered transaction be entered into, it shall not knowingly enter into any lower tier covered transaction with a person who is proposed for debarment under 48 CFR Part 9, subpart 9.4, debarred, suspended, declared ineligible, or voluntarily excluded from participation in this covered transaction, unless authorized by the department or agency entering into this transaction.

7. The prospective primary participant further agrees by submitting this proposal that it will include the clause titled "Certification Regarding Debarment, Suspension, Ineligibility and Voluntary Exclusion-Lower Tier Covered Transaction," provided by the department or agency entering into this covered transaction, without modification, in all lower tier covered transactions and in all solicitations for lower tier covered transactions.

8. A participant in a covered transaction may rely upon a certification of a prospective participant in a lower tier covered transaction that it is not proposed for debarment under 48 CFR Part 9, subpart 9.4, debarred, suspended, ineligible, or voluntarily excluded from the covered transaction, unless it knows that the certification is erroneous. A participant may decide the method and frequency by which it determines the eligibility of its principals. Each participant may, but is not required to, check the list of Parties Excluded from Federal Procurement and Non-procurement Programs.

9. Nothing contained in the foregoing shall be construed to require establishment of a system of records in order to render in good faith the certification required by this clause. The knowledge and information of a participant is not required to exceed that which is normally possessed by a prudent person in the ordinary course of business dealings.

10. Except for transactions authorized under paragraph 6 of these instructions, if a participant in a covered transaction knowingly enters into a lower tier covered transaction with a person who is proposed for debarment under 48 CFR Part 9, subpart 9.4, suspended, debarred, ineligible, or voluntarily excluded from participation in this transaction, in addition to other remedies available to the Federal Government, the department or agency may terminate this transaction for cause or default.

Certification Regarding Debarment, Suspension, and Other Responsibility Matters-Primary Covered Transactions

(1) The prospective primary participant certifies to the best of its knowledge and belief, that its principals:

- (a) Are not presently debarred, suspended, proposed for debarment, declared ineligible, or voluntarily excluded by any Federal department or agency;
- (b) Have not within a three-year period preceding this proposal been convicted of or had a civil judgment rendered against them for commission of fraud or a criminal offense in connection with obtaining, attempting to obtain, or performing a public (Federal, State or local) transaction or contract under a public transaction; violation of Federal or State antitrust statutes or commission of embezzlement, theft, forgery, bribery, falsification or destruction of record, making false statements, or receiving stolen property;

- (c) Are not presently indicted for or otherwise criminally or civilly charged by a governmental entity (Federal, State or Local) with commission of any of the offenses enumerated in paragraph (1)(b) of this certification; and
- (d) Have not within a three-year period preceding this application/proposal had one or more public transactions (Federal, State, or local) terminated for cause or default.

(2) Where the prospective primary participant is unable to certify to any of the Statements in this certification, such prospective participant shall attach an explanation to this proposal.

Instructions for Lower Tier Certification

1. By signing and submitting this proposal, the prospective lower tier participant is providing the certification set out below.
2. The certification in this clause is a material representation of fact upon which reliance was placed when this transaction was entered into. If it is later determined that the prospective lower tier participant knowingly rendered an erroneous certification, in addition to other remedies available to the Federal government, the department or agency with which this transaction originated may pursue available remedies, including suspension and/or debarment.
3. The prospective lower tier participant shall provide immediate written notice to the person to which this proposal is submitted if at any time the prospective lower tier participant learns that its certification was erroneous when submitted or has become erroneous by reason of changed circumstances.
4. The terms *covered transaction, debarred, suspended, ineligible, lower tier covered transaction, participant, person, primary covered transaction, principal, proposal, and voluntarily excluded*, as used in this clause, have the meanings set out in the Definition and Coverage sections of 49 CFR Part 29. You may contact the person to whom this proposal is submitted for assistance in obtaining a copy of those regulations.
5. The prospective lower tier participant agrees by submitting this proposal that, should the proposed covered transaction be entered into, it shall not knowingly enter into any lower tier covered transaction with a person who is proposed for debarment under 48 CFR Part 9, subpart 9.4, debarred, suspended, declared ineligible, or voluntarily excluded from participation in this covered transaction, unless authorized by the department or agency with which this transaction originated.
6. The prospective lower tier participant further agrees by submitting this proposal that it will include the clause titled "Certification Regarding Debarment, Suspension, Ineligibility and Voluntary Exclusion -- Lower Tier Covered Transaction," without modification, in all lower tier covered transactions and in all solicitations for lower tier covered transactions. (See below)
7. A participant in a covered transaction may rely upon a certification of a prospective participant in a lower tier covered transaction that it is not proposed for debarment under 48 CFR Part 9, subpart 9.4, debarred, suspended, ineligible, or voluntarily excluded from the covered

transaction, unless it knows that the certification is erroneous. A participant may decide the method and frequency by which it determines the eligibility of its principals. Each participant may, but is not required to, check the List of Parties Excluded from Federal Procurement and Non-procurement Programs.

8. Nothing contained in the foregoing shall be construed to require establishment of a system of records in order to render in good faith the certification required by this clause. The knowledge and information of a participant is not required to exceed that which is normally possessed by a prudent person in the ordinary course of business dealings.

9. Except for transactions authorized under paragraph 5 of these instructions, if a participant in a covered transaction knowingly enters into a lower tier covered transaction with a person who is proposed for debarment under 48 CFR Part 9, subpart 9.4, suspended, debarred, ineligible, or voluntarily excluded from participation in this transaction, in addition to other remedies available to the Federal government, the department or agency with which this transaction originated may pursue available remedies, including suspension and/or debarment.

Certification Regarding Debarment, Suspension, Ineligibility and Voluntary Exclusion -- Lower Tier Covered Transactions:

1. The prospective lower tier participant certifies, by submission of this proposal, that neither it nor its principals is presently debarred, suspended, proposed for debarment, declared ineligible, or voluntarily excluded from participation in this transaction by any Federal department or agency.

2. Where the prospective lower tier participant is unable to certify to any of the statements in this certification, such prospective participant shall attach an explanation to this proposal.

POLICY ON SEAT BELT USE

In accordance with Executive Order 13043, Increasing Seat Belt Use in the United States, dated April 16, 1997, the Grantee is encouraged to adopt and enforce on-the-job seat belt use policies and programs for its employees when operating company-owned, rented, or personally-owned vehicles. The National Highway Traffic Safety Administration (NHTSA) is responsible for providing leadership and guidance in support of this Presidential initiative. For information on how to implement such a program, or statistics on the potential benefits and cost-savings to your company or organization, please visit the Buckle Up America section on NHTSA's website at www.nhtsa.dot.gov. Additional resources are available from the Network of Employers for Traffic Safety (NETS), a public-private partnership headquartered in the Washington, D.C. metropolitan area, and dedicated to improving the traffic safety practices of employers and employees. NETS is prepared to provide technical assistance, a simple, user-friendly program kit, and an award for achieving the President's goal of 90 percent seat belt use. NETS can be contacted at 1 (888) 221-0045 or visit its website at www.trafficsafety.org.

POLICY ON BANNING TEXT MESSAGING WHILE DRIVING

In accordance with Executive Order 13513, Federal Leadership On Reducing Text Messaging While Driving, and DOT Order 3902.10, Text Messaging While Driving, States are encouraged to adopt and enforce workplace safety policies to decrease crashes caused by distracted driving, including policies to ban text messaging while driving company-owned or -rented vehicles, Government-owned, leased or rented vehicles, or privately-owned when on official Government business or when performing any work on or behalf of the Government. States are also encouraged to conduct workplace safety initiatives in a manner commensurate with the size of the business, such as establishment of new rules and programs or re-evaluation of existing programs to prohibit text messaging while driving, and education, awareness, and other outreach to employees about the safety risks associated with texting while driving.

ENVIRONMENTAL IMPACT

The Governor's Representative for Highway Safety has reviewed the State's Fiscal Year highway safety planning document and hereby declares that no significant environmental impact will result from implementing this Highway Safety Plan. If, under a future revision, this Plan is modified in a manner that could result in a significant environmental impact and trigger the need for an environmental review, this office is prepared to take the action necessary to comply with the National Environmental Policy Act of 1969 (42 U.S.C. 4321, et seq.) and the implementing regulations of the Council on Environmental Quality (40 CFR Parts 1500-1517).

SECTION 402 REQUIREMENTS

The political subdivisions of this State are authorized, as part of the State highway safety program, to carry out within their jurisdictions local highway safety programs which have been approved by the Governor and are in accordance with the uniform guidelines promulgated by the Secretary of Transportation. (23 U.S.C. 402(b)(1)(B))

At least 40 percent (or 95 percent, as applicable) of all Federal funds apportioned to this State under 23 U.S.C. 402 for this fiscal year will be expended by or for the benefit of the political subdivision of the State in carrying out local highway safety programs (23 U.S.C. 402(b)(1)(C), 402(h)(2)), unless this requirement is waived in writing.

The State's highway safety program provides adequate and reasonable access for the safe and convenient movement of physically handicapped persons, including those in wheelchairs, across curbs constructed or replaced on or after July 1, 1976, at all pedestrian crosswalks. (23 U.S.C. 402(b)(1)(D))

The State will provide for an evidenced-based traffic safety enforcement program to prevent traffic violations, crashes, and crash fatalities and injuries in areas most at risk for such incidents. (23 U.S.C. 402(b)(1)(E))

The State will implement activities in support of national highway safety goals to reduce motor vehicle related fatalities that also reflect the primary data-related crash factors within the State as identified by the State highway safety planning process, including:

- Participation in the National high-visibility law enforcement mobilizations;
- Sustained enforcement of statutes addressing impaired driving, occupant protection, and driving in excess of posted speed limits;
- An annual statewide seat belt use survey in accordance with 23 CFR Part 1340 for the measurement of State seat belt use rates;
- Development of statewide data systems to provide timely and effective data analysis to support allocation of highway safety resources;
- Coordination of Highway Safety Plan, data collection, and information systems with the State strategic highway safety plan, as defined in 23 U.S.C. 148(a).


(23 U.S.C. 402(b)(1)(F))

The State will actively encourage all relevant law enforcement agencies in the State to follow the guidelines established for vehicular pursuits issued by the International Association of Chiefs of Police that are currently in effect. (23 U.S.C. 402(j))

The State will not expend Section 402 funds to carry out a program to purchase, operate, or maintain an automated traffic enforcement system. (23 U.S.C. 402(c)(4))

I understand that failure to comply with applicable Federal statutes and regulations may subject State officials to civil or criminal penalties and/or place the State in a high risk grantee status in accordance with 49 CFR 18.12.

I sign these Certifications and Assurances based on personal knowledge, after appropriate inquiry, and I understand that the Government will rely on these representations in awarding grant funds.



 Signature Governor's Representative for Highway Safety

6/15/2015

 Date

Donna Berger

 Printed name of Governor's Representative for Highway Safety

U.S. Department of Transportation National Highway Traffic Safety Administration

State: Minnesota

**Highway Safety Plan
Transaction**

Page: 1

2016-HSP-1
For Approval

Report Date: 06/29/2015

Program Area	Line	Action	Project	Description	State	Current Fiscal Year Funds	Carry Forward Funds	Share to Local
NHTSA								
NHTSA 402								
Planning and Administration								
	1	Plan	PA-2016-01-00-00	SET UP 2016 HSP		\$560,000.00	\$400,000.00	\$160,000.00
						\$560,000.00	\$400,000.00	\$160,000.00
								\$0.00
Alcohol								
	5	Plan	AL-2016-03-00-00	SET UP 2016 HSP		\$0.00	\$0.00	\$36,000.00
						\$0.00	\$0.00	\$36,000.00
Motorcycle Safety								
	19	Plan	MC-2016-07-00-00	SET UP 2016 HSP		\$1,010,000.00	\$0.00	\$0.00
						\$1,010,000.00	\$0.00	\$0.00
Occupant Protection								
	2	Plan	OP-2016-02-00-00	SET UP 2016 HSP		\$0.00	\$400,000.00	\$91,000.00
						\$0.00	\$400,000.00	\$91,000.00
								\$176,000.00
Police Traffic Services								
	10	Plan	PT-2016-04-00-00	SET UP 2015 HSP		\$885,000.00	\$2,000,000.00	\$1,687,500.00
						\$885,000.00	\$2,000,000.00	\$1,687,500.00
								\$2,435,000.00
Traffic Records								
	11	Plan	TR-2016-05-00-00	SET UP 2016 HSP		\$0.00	\$150,000.00	\$362,000.00
						\$0.00	\$150,000.00	\$362,000.00
								\$0.00
Community Traffic Safety Project								
	14	Plan	CP-2016-06-00-00	SET UP 2016 HSP		\$420,000.00	\$557,000.00	\$1,900,000.00
						\$420,000.00	\$557,000.00	\$1,900,000.00
								\$1,317,000.00
Roadway Safety								
	20	Plan	RS-2016-09-00-00	SET UP 2016 HSP		\$0.00	\$95,000.00	\$0.00
						\$0.00	\$95,000.00	\$0.00

U.S. Department of Transportation National Highway Traffic Safety Administration

State: Minnesota

**Highway Safety Plan
Transaction**

Page: 2

2016-HSP-1
For Approval

Report Date: 06/29/2015

Program Area	Line	Action	Project	Description	State	Current Fiscal Year Funds	Carry Forward Funds	Share to Local
Roadway Safety Total					\$0.00	\$95,000.00	\$0.00	\$0.00
Paid Advertising								
	17	Plan	PM-2016-06-00-00	SET UP 2016 HSP	\$0.00	\$1,000,000.00	\$0.00	\$0.00
Paid Advertising Total					\$0.00	\$1,000,000.00	\$0.00	\$0.00
NHTSA 402 Total					\$2,875,000.00	\$4,602,000.00	\$4,236,500.00	\$3,964,000.00
NHTSA 406								
406 Safety Belts Paid Media								
	15	Plan	K4PM-2016-06-00-00	SET UP 2016 HSP	\$0.00	\$0.00	\$374,000.00	\$0.00
406 Safety Belts Paid Media Total					\$0.00	\$0.00	\$374,000.00	\$0.00
NHTSA 406 Total					\$0.00	\$0.00	\$374,000.00	\$0.00
408 Data Program SAFETEA-LU								
408 Data Program Incentive								
	13	Plan	K9-2016-05-00-00	SET UP 2016 HSP	\$0.00	\$0.00	\$400,000.00	\$200,000.00
408 Data Program Incentive Total					\$0.00	\$0.00	\$400,000.00	\$200,000.00
408 Data Program SAFETEA-LU Total					\$0.00	\$0.00	\$400,000.00	\$200,000.00
2011 Child Seats								
2011 Child Seat Incentive								
	3	Plan	K3-2016-02-00-00	SET UP 2016 HSP	\$10,000.00	\$0.00	\$26,000.00	\$0.00
2011 Child Seat Incentive Total					\$10,000.00	\$0.00	\$26,000.00	\$0.00
2011 Child Seats Total					\$10,000.00	\$0.00	\$26,000.00	\$0.00
164 Transfer Funds								
164 Planning and Administration								
	6	Plan	164PA-2016-03-00-00	SET UP 2016 HSP	\$0.00	\$300,000.00	\$300,000.00	\$0.00
164 Planning and Administration Total					\$0.00	\$300,000.00	\$300,000.00	\$0.00

U.S. Department of Transportation National Highway Traffic Safety Administration

State: Minnesota

**Highway Safety Plan
Transaction**

Page: 3

2016-HSP-1
For Approval

Report Date: 06/29/2015

Program Area	Line	Action	Project	Description	State	Current Fiscal Year Funds	Carry Forward Funds	Share to Local
164 Alcohol								
	7	Plan	164AL-2016-03-00-00	SET UP 2016 HSP	\$1,600,000.00	\$6,600,000.00	\$7,150,000.00	\$12,650,000.00
164 Alcohol Total					\$1,600,000.00	\$6,600,000.00	\$7,150,000.00	\$12,650,000.00
164 Paid Media								
	8	Plan	164PM-2016-03-00-00	SET UP 2016 HSP	\$0.00	\$0.00	\$2,200,000.00	\$0.00
164 Paid Media Total					\$0.00	\$0.00	\$2,200,000.00	\$0.00
164 Hazard Elimination								
	21	Plan	164HE-2016-09-00-00	SET UP 2016 HSP	\$0.00	\$0.00	\$11,000,000.00	\$0.00
164 Hazard Elimination Total					\$0.00	\$0.00	\$11,000,000.00	\$0.00
164 Transfer Funds Total					\$1,600,000.00	\$6,900,000.00	\$20,650,000.00	\$12,650,000.00
MAP 21 405b OP High								
405b High HVE								
	4	Plan	M1HVE-2016-02-00-00	SET UP 2016 HSP	\$760,000.00	\$1,300,000.00	\$1,400,000.00	\$1,900,000.00
405b High HVE Total					\$760,000.00	\$1,300,000.00	\$1,400,000.00	\$1,900,000.00
MAP 21 405b OP High Total					\$760,000.00	\$1,300,000.00	\$1,400,000.00	\$1,900,000.00
MAP 21 405c Data Program								
405c Data Program								
	12	Plan	M3DA-2016-05-00-00	SET UP 2016 HSP	\$1,000,000.00	\$1,100,000.00	\$2,335,000.00	\$1,200,000.00
405c Data Program Total					\$1,000,000.00	\$1,100,000.00	\$2,335,000.00	\$1,200,000.00
MAP 21 405c Data Program Total					\$1,000,000.00	\$1,100,000.00	\$2,335,000.00	\$1,200,000.00
MAP 21 405d Impaired Driving Low								
405d Low Other Based on Problem ID								
	9	Plan	M6OT-2016-03-00-00	SET UP 2016 HSP	\$6,300,000.00	\$3,000,000.00	\$6,850,500.00	\$5,853,000.00
405d Low Other Based on Problem ID Total					\$6,300,000.00	\$3,000,000.00	\$6,850,500.00	\$5,853,000.00

U.S. Department of Transportation National Highway Traffic Safety Administration

State: Minnesota

Highway Safety Plan Transaction

Page: 4

2016-HSP-1
For Approval

Report Date: 06/29/2015

Program Area	Line	Action	Project	Description	State	Current Fiscal Year Funds	Carry Forward Funds	Share to Local
MAP 21 405d Impaired Driving Low Total					\$6,300,000.00	\$3,000,000.00	\$6,850,500.00	\$5,853,000.00
MAP 21 405e Distracted Driving								
405e Public Education								
	16	Plan	M8PE-2016-06-00-00	SET UP 2016 HSP	\$0.00	\$0.00	\$125,000.00	\$0.00
405e Public Education Total					\$0.00	\$0.00	\$125,000.00	\$0.00
MAP 21 405e Distracted Driving Total					\$0.00	\$0.00	\$125,000.00	\$0.00
MAP 21 405f Motorcycle Programs								
405f Motorcyclist Awareness								
	18	Plan	M9MA-2016-07-00-00	SET UP 2016 HSP	\$50,000.00	\$93,000.00	\$93,000.00	\$0.00
405f Motorcyclist Awareness Total					\$50,000.00	\$93,000.00	\$93,000.00	\$0.00
MAP 21 405f Motorcycle Programs Total					\$50,000.00	\$93,000.00	\$93,000.00	\$0.00
NHTSA Total					\$12,595,000.00	\$16,995,000.00	\$36,490,000.00	\$25,767,000.00
Total					\$12,595,000.00	\$16,995,000.00	\$36,490,000.00	\$25,767,000.00



U.S. Department
of Transportation

**National Highway
Traffic Safety
Administration**

Region 5
Illinois, Indiana, Michigan,
Minnesota, Ohio, Wisconsin

4749 Lincoln Mall Drive, Suite 300B
Matteson, IL 60443-3800

Phone: 708-503-8822
Fax: 708-503-8991

August 28, 2015

Honorable Mark Dayton
Office of the Governor
State of Minnesota
130 State Capitol
75 Rev. Martin Luther King, Jr., Blvd
St. Paul, MN 55155-1605

Dear Governor Dayton:

We have reviewed Minnesota's fiscal year 2016 Highway Safety Plan (HSP), as received on July 1st, 2015. Based on this submission, we find Minnesota's HSP to be in compliance with the requirements of 23 CFR Part 1200 and the HSP is approved.

Specific details relating to the plan will be provided to your State Representative for Highway Safety, Director Donna Berger.

We look forward to working closely with the Minnesota Office of Traffic Safety and its partners to meet our mutual goals of reduced fatalities, injuries, and crashes on Minnesota's roads.

If you would like additional information on Minnesota's HSP review, please feel free to contact me at darin.jones@dot.gov or at (708) 503-8891, extension 15.

Sincerely,

Darin G. Jones
Regional Administrator

cc: Donna Berger, Governor's Representative
Arlene Kocher, Division Administrator, MN FHWA
Mary D. Gunnels, Associate Administrator, NHTSA ROPD



U.S. Department
of Transportation

**National Highway
Traffic Safety
Administration**

Region 5
Illinois, Indiana, Michigan,
Minnesota, Ohio, Wisconsin

4749 Lincoln Mall Drive, Suite 300B
Matteson, IL 60443-3800

Phone: 708-503-8822
Fax: 708-503-8991

August 28, 2015

Donna Berger, Director
Office of Traffic Safety
Department of Public Safety
444 Cedar St. Suite 150
St. Paul, MN 55101-5150

Dear Director Berger:

We have reviewed Minnesota's Fiscal Year 2016 Highway Safety Plan (HSP), as received on July 1st, 2015. Based on this submission, we find Minnesota's HSP to be in compliance with the requirements of 23 CFR Part 1200 and the HSP is approved.

This determination does not constitute an obligation of Federal funds for the fiscal year identified above or an authorization to incur costs against those funds. The obligation of Section 402 program funds will be effected in writing by the NHTSA Administrator at the commencement of the fiscal year identified above. However, Federal funds reprogrammed from the prior-year HSP (carry-forward funds) will be available for immediate use by the State on October 1, 2015. Reimbursement will be contingent upon the submission of an updated HS Form 217 (or the electronic equivalent) and an updated project list, consistent with the requirement of 23 CFR §1200.15(d), within 30 days after either the beginning of the fiscal year identified above or the date of this letter, whichever is later.

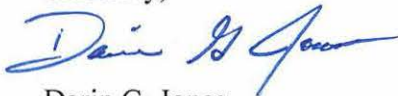
In our review of the documents submitted, we identified the proposed purchase of equipment with an acquisition cost of \$5,000 or more. Approval is provided for the purchase of the equipment with Federal funds as indicated as noted in the attachment. This approval is contingent upon the State following equipment and monitoring related regulations as noted in 49 CFR §18.32 and 18.40, and CFR §1200.31.

We congratulate Minnesota on your dedication in advancing our shared safety mission, and the efforts by you and your team at the Office of Traffic Safety (OTS) in developing Minnesota's FY 2016 highway safety program are appreciated. As the stewards of public (federal or state) safety dollars, our work is not only critical, but it is lifesaving. We must remain diligent in the planning, delivery, and management of our safety program resources, and communicate to all the importance of ensuring public funds are used prudently and deliberately for the purpose of advancing highway traffic safety.



We welcome Minnesota's continued efforts to reduce traffic deaths, injuries, and economic costs, and we look forward to working with OTS and its partners on the successful implementation of the FY 2016 plan. If we can be of assistance to you in achieving your traffic safety goals, please do not hesitate to contact us.

Sincerely,



Darin G. Jones
Regional Administrator

Enclosure

cc: Arlene Kocher, Division Administrator, MN FHWA
Mary D. Gunnels, Associate Administrator, NHTSA ROPD

MINNESOTA HIGHWAY SAFETY PLAN
FEDERAL FISCAL YEAR 2016

SPECIFIC COMMENTS:

The following projects are approved per previous approval in FY 2015:

- 16-03-19 - DWI Officers
- 16-05-08 - In-squad Computers for Law Enforcement

Project 16-03-19 equipment is approved for exclusive use for impaired highway traffic safety enforcement as stated in the project descriptions in the FY 2016 HSP.

We ask that the Office of Traffic Safety ensure that the federal statutes dictated in 49 CFR Part 18, Subpart C. Sub-section 18.32, relative to equipment are followed.

This approval is also contingent upon the State following equipment and monitoring related regulations as noted in 49 CFR §18.32 and 18.40, and CFR §1200.31