



MISSOURI'S  
ANNUAL  
PERFORMANCE  
**REPORT**  
**2015**

---

**MoDOT  
Traffic and  
Highway Safety**

# ANNUAL REPORT FEDERAL FISCAL YEAR 2015

PREPARED BY - MISSOURI HIGHWAY SAFETY OFFICE  
(TRAFFIC AND HIGHWAY SAFETY DIVISION)

---

WILLIAM WHITFIELD, JR. ....DIRECTOR  
SCOTT JONES .....PROGRAM ADMINISTRATOR  
JEREMY HODGES .....COMMERCIAL MOTOR VEHICLE PROGRAM MANAGER  
MARCUS HOLMES .....LAW ENFORCEMENT PROGRAM MANAGER  
MANDY KLIETHERMES .....LAW ENFORCEMENT PROGRAM MANAGER  
MIKE STAPP .....LAW ENFORCEMENT PROGRAM MANAGER  
JACKIE ROGERS .....IMPAIRED DRIVING & ELDER DRIVER PROGRAM MANAGER  
CARRIE WOLKEN .....CHILD PASSENGER SAFETY & BIKE/PEDESTRIAN PROGRAM MANAGER  
KACEY BUSCHJOST .....TEEN PROGRAM MANAGER  
BRENDA AHLERS .....OFFICE MANAGER  
DARLA STUMPE .....DATA SUPPORT  
DAWN HASLAG .....LAYOUT & DATA SUPPORT



1

INTRODUCTION TO THE MISSOURI  
HIGHWAY SAFETY OFFICE

2

MISSOURI'S MISSION, GOAL & VISION

3-4

MISSOURI HIGHWAY SAFETY PROGRAM  
Guidelines, Purpose, Problem ID, Data  
Analysis, Strategies/Results, Program  
Evaluation and Internal Activities

5

MISSOURI'S EMPHASIS & FOCUS AREAS  
Emphasis Areas I - VI

6-13

SNAPSHOT OF MISSOURI STATISTICS

14-17

CORE OUTCOME MEASURES

18

FY2015 CONTRACT DISTRIBUTION

19-22

MISSOURI CUSTOMER SURVEY

23-41

PROGRAM GOALS, RESULTS &  
ACTIVITIES

42-67

APPENDICES A-C  
A - HS 217 Financial Rep.  
B - Grantee Crash Stats  
C - FY15 Training Report

# TABLE OF CONTENTS

## INTRODUCTION

MoDOT's mission is to provide a world-class transportation experience that delights our customers and promotes a prosperous Missouri. The Traffic & Highway Safety Division (THSD), Highway Safety Office (HSO), works specifically to reduce the number and severity of traffic crashes resulting in deaths and injuries. This requires the staff to work closely with state and local agencies in an attempt to develop programs which are innovative, cost efficient, and above all, effective in saving lives. This is accomplished through development and administration of the Governor's Highway Safety Program.

In keeping with the philosophy to provide quality customer service, we strive to incorporate involvement from both traditional and non-traditional partners in our safety endeavors. Expanded partnerships enable us to reach a broader base of customers with the live-saving messages of traffic safety.

The accomplishments noted in this report would not have occurred without the dedication and foresight of the staff of the HSO. In addition, the Missouri State Highway Patrol, Statistical Analysis Center; University of Central Missouri, Missouri Safety Center; Health and Safety Councils; the Missouri Coalition for Roadway Safety; Missouri Safe Communities; Missouri Advocates for Traffic Safety; Law Enforcement Traffic Safety Advisory Council (LET-SAC); and Region 7, National Highway Traffic Safety Administration (NHTSA) office continually provided assistance and helped expand our creativity and scope.



## MISSION, VISION & GOAL

### GOAL

700 or fewer fatalities by 2016



### VISION

Continuously  
Moving  
Missouri  
Toward Zero  
Deaths

### MISSION

*Missouri's Blueprint to Save  
More Lives*

To make travel on Missouri's roadways safer through a partnership of committed local, state, federal, public and private organizations.

# MISSOURI HIGHWAY SAFETY PROGRAM

## DATA ANALYSIS

An annual Highway Safety Plan (HSP) is developed by the HSO utilizing state-wide traffic crash data.

The Missouri State Highway Patrol serves as the

central repository for all traffic crash data in the state. The Safety Section of MoDOT's Traffic and Highway Safety Division analyzes that data to compile statistics on fatalities and serious injuries. Three years' worth of crash statistics are compiled to provide a more representative sampling, thereby more effectively normalizing the data. Missouri uses comprehensive data sources which include: STARS and Traffic Management System (TMS). The data presented in this report represent 2014 as 2015 data is not complete, depending on the section; the data could have been extracted from State (STARS) or Federal (FARS) data sources.

## GUIDELINES

In the State of Missouri, the state highway safety program is administered through the HSO, a unit of the Traffic & Highway Safety Division, Missouri Department of Transportation. The Annual Report for the HSO covers those activities funded for the period October 1, 2014, through September 30, 2015. The structure of this report follows the guidelines set forth by the National Highway Traffic Safety Administration (NHTSA) and the Federal Highway Administration (FHWA) Order 960-2/7510.3A.

## PURPOSE

The National Highway Safety Act of 1966 charges each Governor with the responsibility of establishing a state highway safety program. The goal of the HSO is to reduce both the number and severity of traffic crashes and the deaths and injuries resulting from these crashes.

## PROBLEM ID

Traffic crashes are, unfortunately, an accepted part of our mobile society. In 2014, there were 137,428 traffic crashes in Missouri. In these crashes, there were 766 fatalities and 47,973 persons were injured resulting in a great economic loss to the state. Tragically, motor vehicle crashes are the leading cause of death for those aged 3-33.

## STRATEGIES

Missouri's target of 700 or fewer fatalities has been integrated into all key planning documents that include: State Highway Safety Strategic Plan, Missouri's Blueprint to Save More Lives; the Commercial Vehicle Safety Plan (CVSP); and the Highway Safety Plan and Performance Plan (HSP). The fatality reduction goal is also included in the Highway Safety Improvement Program (HSIP) Annual Report along with fatalities, fatality rates and serious injuries. Every effort is made to establish evidence based strategies that will guide Missouri to meet this target.

State and local governmental agencies are solicited to assist in the development of countermeasure projects to address the traffic crash issues through the Missouri Coalition for Roadway Safety and Highway Safety Grant Funding. These projects are then compiled into a comprehensive traffic safety plan for the state. Federal funding to support the HSO is channeled to the state from the Section 402 Highway Safety Program within the U.S. Department of Transportation. In addition to 402 funding, Missouri also received funding from Sections 154 AL, 154 HE, and 405b, c, d, and f.

## SUCCESSES/ RESULTS

Since inception of the highway safety program in 1967, Missouri has witnessed a drop in the vehicle death rate per 100 million vehicle miles traveled from 6.2 to 1.08 in 2014. However, during 2014, there was an increase of nine fatalities from the previous year. In spite of this increase, Missouri is still experiencing a drop in its three-year moving average. The new interim goal set by the Missouri Coalition for Roadway Safety is 700 or fewer fatalities by 2016 as we continue to move Toward Zero Deaths.

FARS Data	
Overall Crashes in 2012	137,399
Injuries in 2012	50,371
Deaths in 2012	826
Overall Crashes in 2013	139,285
Injuries in 2013	49,522
Deaths in 2013	757
Overall Crashes in 2014	137,428
Injuries in 2014	47,973
Deaths in 2014	766

## PROGRAM EVALUATION

Two types of evaluation methods are used to determine program effectiveness—administrative and impact. Administrative evaluations measure the operational efficiency of task activities relative to meeting the established goals and objectives of the project, including a Risk Assessment conducted prior to awarding a subgrantee a contract. Impact evaluations determine the extent to which the project was able to impact traffic crash involvement.

## INTERNAL ACTIVITIES

In addition to administering programs that are funded through state and local government agencies, HSO staff members participate in activities to further traffic safety within the state. These include, but aren't limited to:

- Production and distribution of traffic safety materials;
- Legislative tracking and review;
- Training presentations (child passenger safety, safety belts, law enforcement grant applications, traffic safety programs, legislation, youth issues, etc.);
- Exhibits (safety fairs, conferences, State Fair, employer programs, etc.)
- Press conferences & media events; and
- Federal, state and local committees/boards with like-minded missions.

program evaluation

successes & results

internal activities

STRATEGY

data analysis

guidelines

purpose

problem ID

## EMPHASIS & FOCUS AREAS

The *Missouri Blueprint to Save More Lives* addresses six emphasis and 25 focus areas. Only key strategies that provide the greatest likelihood of reducing roadway-related fatalities and serious injuries are included. Extensive data analysis and review of current research were used as a basis for strategy selection.

Strategies were developed for each of these focus areas that incorporated the 4 E's – education, enforcement, engineering, and emergency response as well as technology and public policy. All of these are also included in the *Highway Safety Plan (HSP)*, which also addresses the areas of Public Information and Education, and Engineering.

The Emphasis Areas that the HSO and safety partners place focus on are below:

### **Emphasis Area I / Serious Crash Types**

#### **Focus Areas**

- o Run-Off-Road Crashes
- o Horizontal Curve Crashes
- o Intersection Crashes
- o Collisions with Trees and Utility Poles
- o Head-On Crashes

### **Emphasis Area II / High-Risk Drivers and Unrestrained Occupants**

#### **Focus Areas**

- o Aggressive Drivers
- o Unrestrained Drivers and Occupants
- o Distracted and Drowsy Drivers
- o Young Drivers (15 through 20 years of age)
- o Substance-Impaired Drivers
- o Unlicensed, Revoked or Suspended Drivers

### **Emphasis Area III / Special Vehicles**

#### **Focus Areas**

- o Commercial Motor Vehicles (CMVs)
- o All-Terrain Vehicles (ATVs)
- o School Buses/School Bus Signals

### **Emphasis Area IV / Vulnerable Roadway Users**

#### **Focus Areas**

- o Older Drivers (65 years of age or older)
- o Motorcyclists
- o Pedestrians
- o Bicyclists

### **Emphasis Area V / Special Roadway Environments**

#### **Focus Areas**

- o Nighttime Driving
- o Work Zones
- o Highway / Rail Crossings
- o Traffic Incident Management Areas

### **Emphasis Areas VI / Data and Data System Improvements**

#### **Focus Areas**

- o Data Collection
- o Data Accessibility
- o System Linkage





## SNAPSHOT OF MO STATISTICS

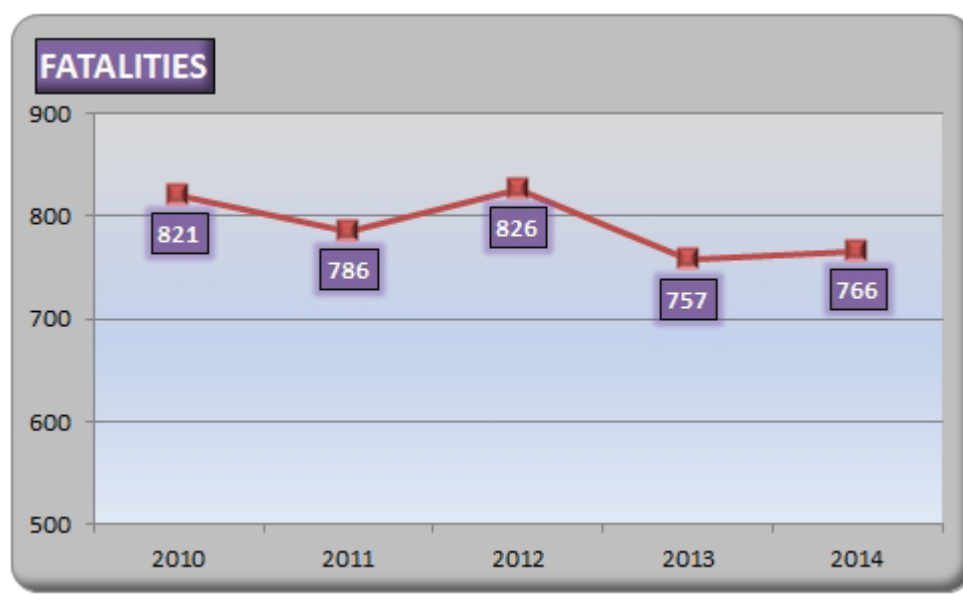
Since this report is directed toward modifying behavior so that safety will be the accepted norm, it stands to reason that we must identify and categorize those individuals who are making unsafe decisions and/or who are causing traffic crashes. It will be obvious to the reader that this document references targeted audiences or populations. The term “target audience” infers a population group that is overrepresented in a particular type of crash (e.g., drinking drivers) or is underrepresented in using safety devices (e.g., un-helmeted motorcyclists or unrestrained occupants). This terminology is in no way meant to profile certain populations by age,

gender, race, or nationality. Rather, this is an accepted term to identify specific population groups that must be reached with our messages and our enforcement efforts if we are to reduce traffic crashes, prevent injuries and save lives.

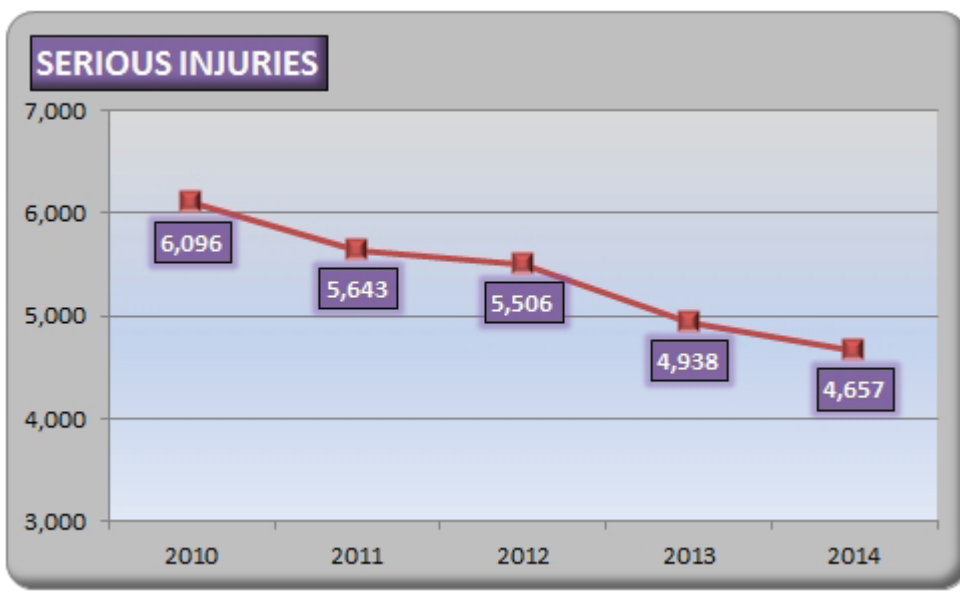
This section gives an overall snapshot view of the fatalities occurring on Missouri roadways during the past 5 years allowing the reader to view the 5-year trend in fatalities for each program area. The remainder of the report uses three years’ worth of crash statistics to provide a representative sampling.

Although overall fatalities and the death rate reflect a positive reduction, it should not be a cause for complacency. A substantial number of people continue to be killed and seriously injured on Missouri roadways and most of these traffic crashes are preventable.

The graph below illustrates the number of fatalities on Missouri roadways from 2010-2014.

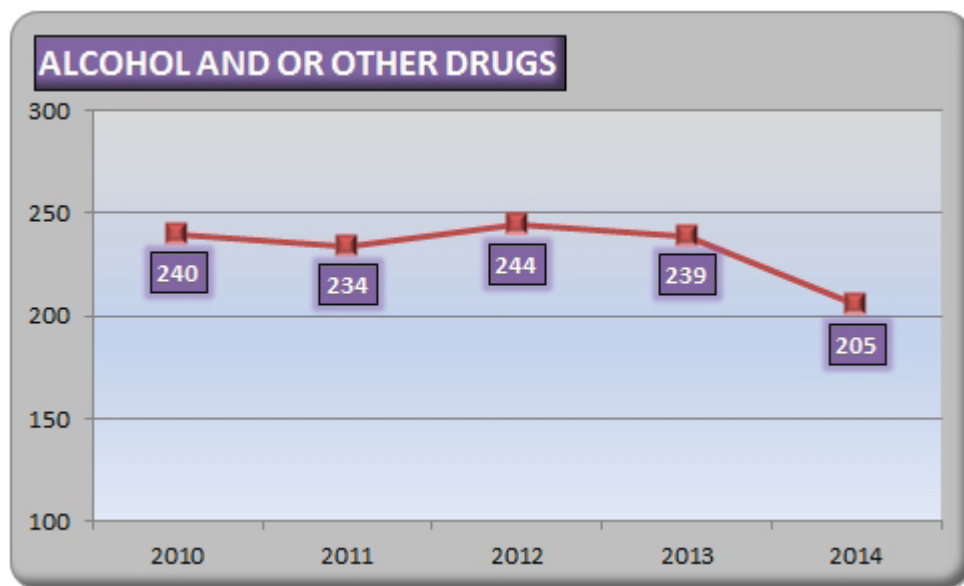


The graph below illustrates the number of serious injuries on Missouri roadways from 2010-2014.

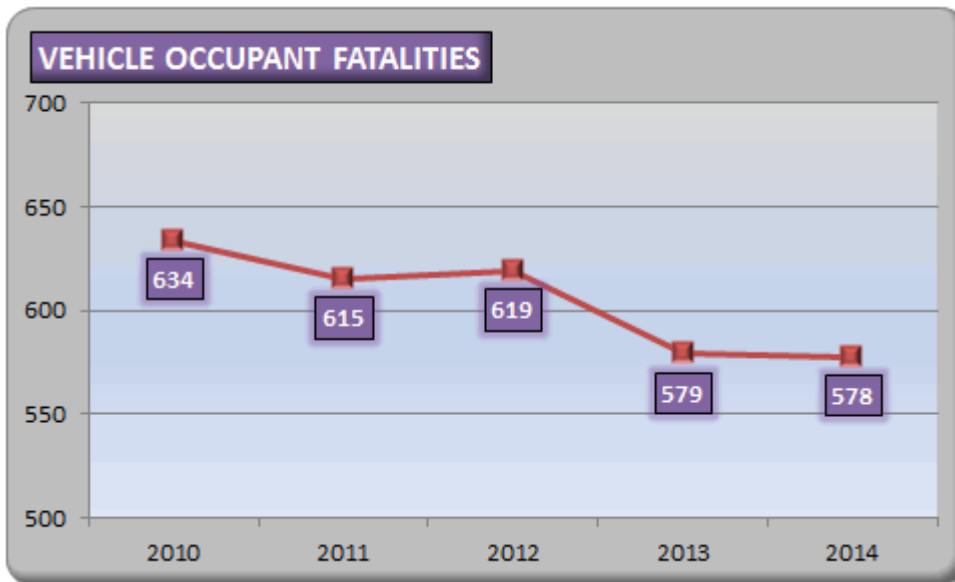


The graph below illustrates the number of fatalities on Missouri roadways from 2010-2014 due to the involvement of alcohol and drugs. Of the 1,162 people killed in alcohol and other drug-related traffic crashes, 78% were the substance-impaired driver/

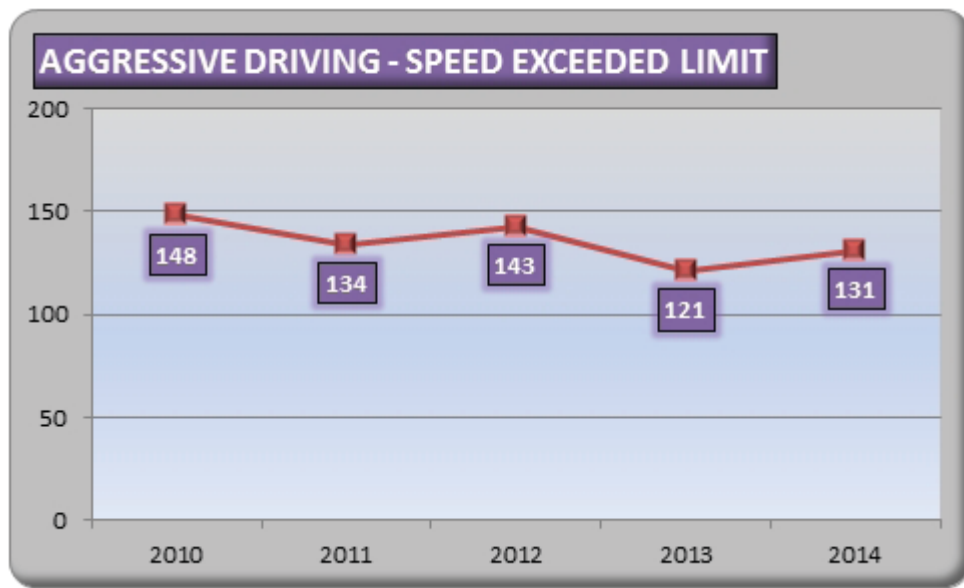
pedestrian and 22% were some other involved party.

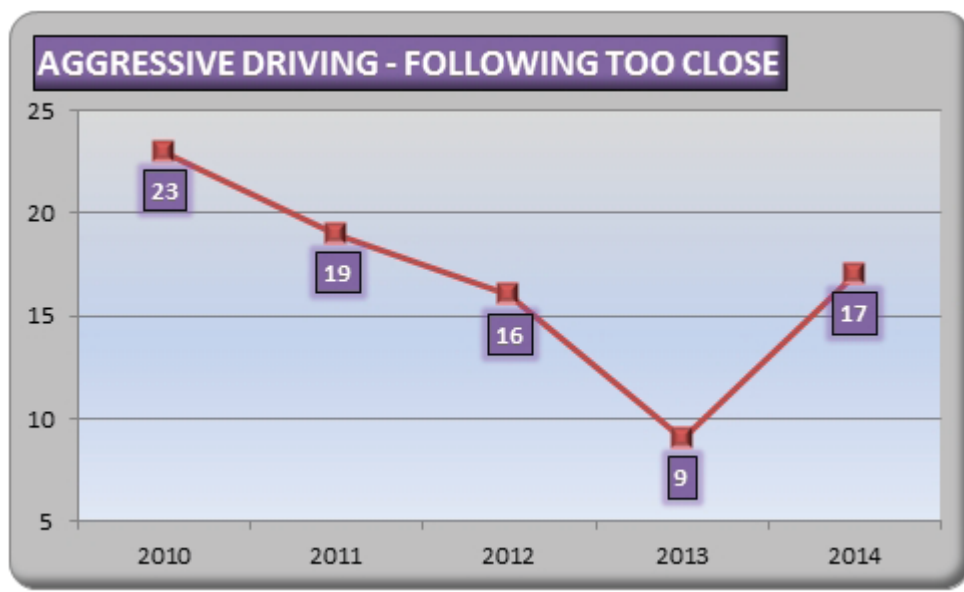
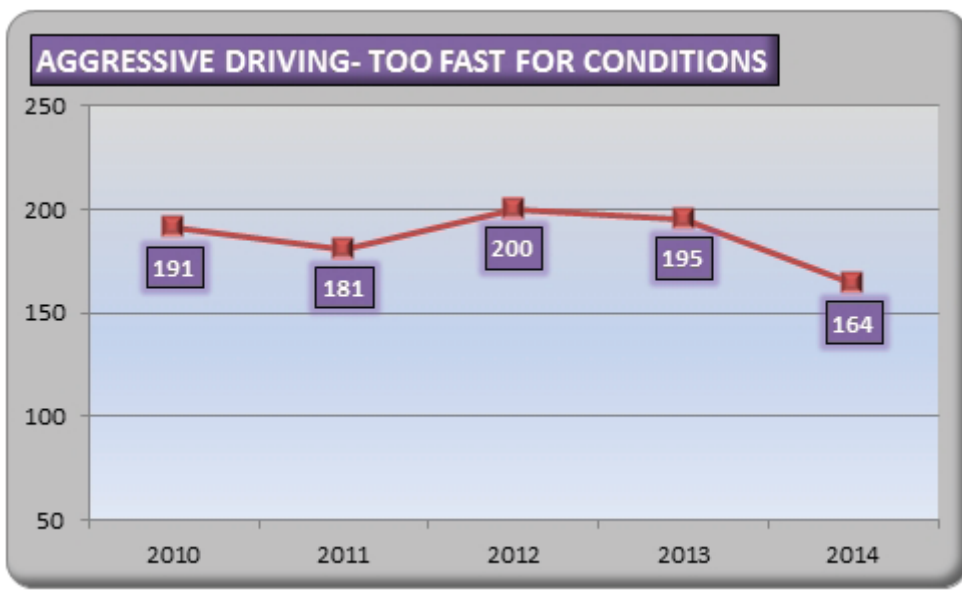


In known cases of those occupants killed who were totally ejected from the vehicle, 93.4% were not restrained and of those partially ejected, 86.2% were not restrained. Of the occupants killed who were not ejected from their vehicles, 45.6% were not restrained.



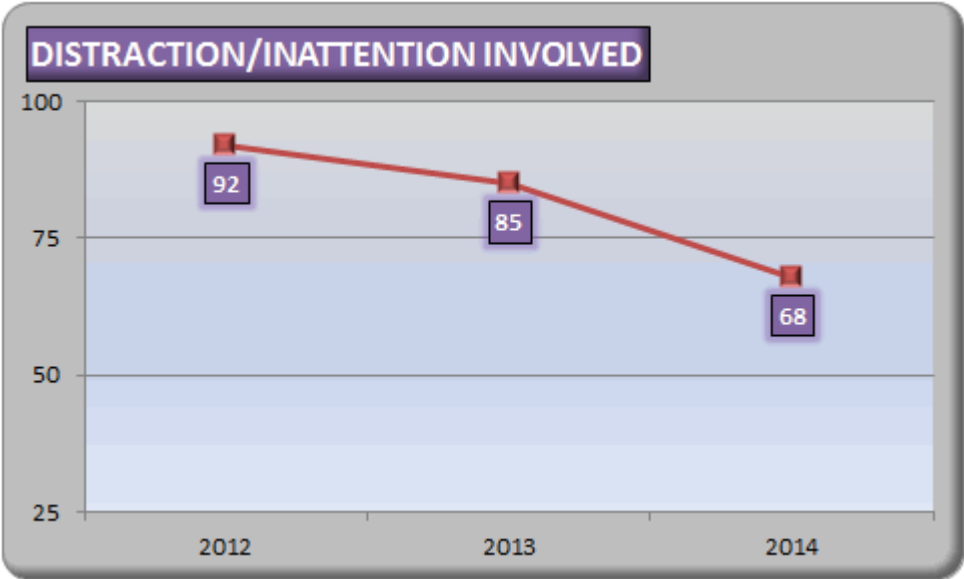
The following three graphs represent the number of fatalities on Missouri roadways from 2010-2014 due to the three forms of aggressive driving. Aggressive Driving is a serious problem on Missouri's roadways and has contributed substantially to traffic crashes, especially crashes resulting in death.



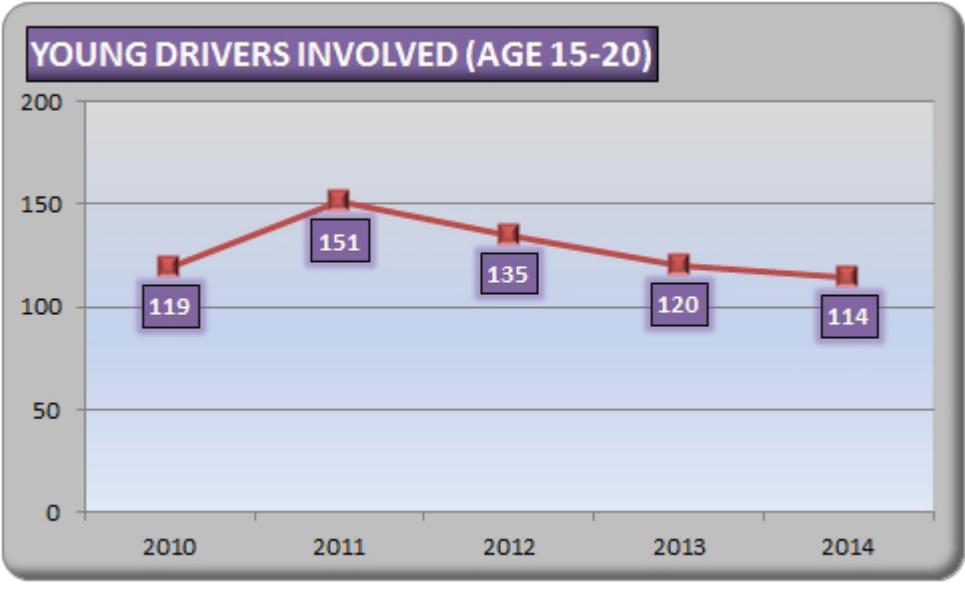


Approximately 35% of the distracted drivers involved in fatal car crashes in the last three years were between 15 and 30 years of age. The graph below illustrates all those killed in crashes involving a distracted/inattentive driver.

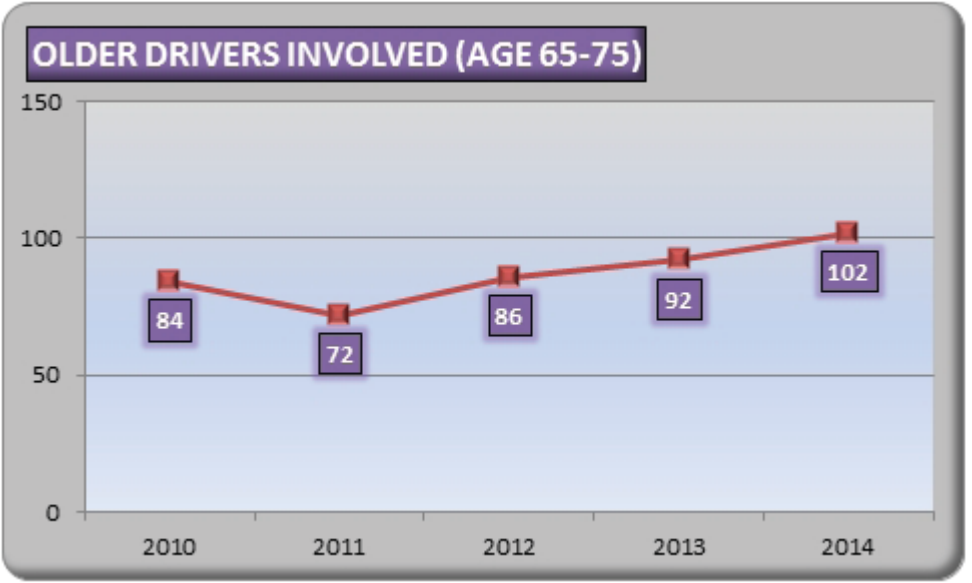
*Note: In 2012, the MO Uniform Crash Report was updated to allow law enforcement to report distracted/inattentive driving crash causes in greater detail. As a result, the number of reported distracted driving crashes decreased. This decrease may be the result of these crash types being under-reported.*



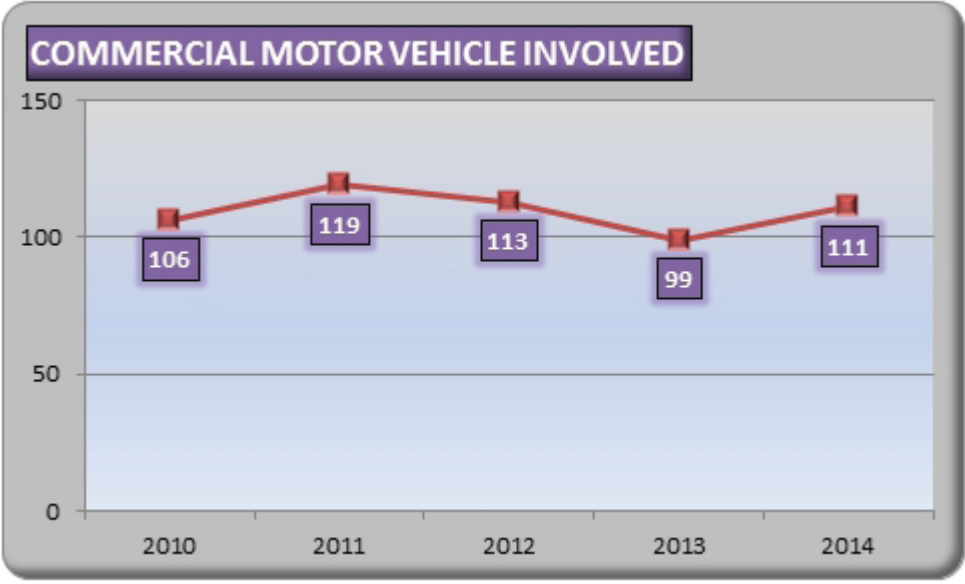
Of all 2010-2014 fatal and serious injury crashes in Missouri, 20.8% involved a young driver of a motor vehicle.



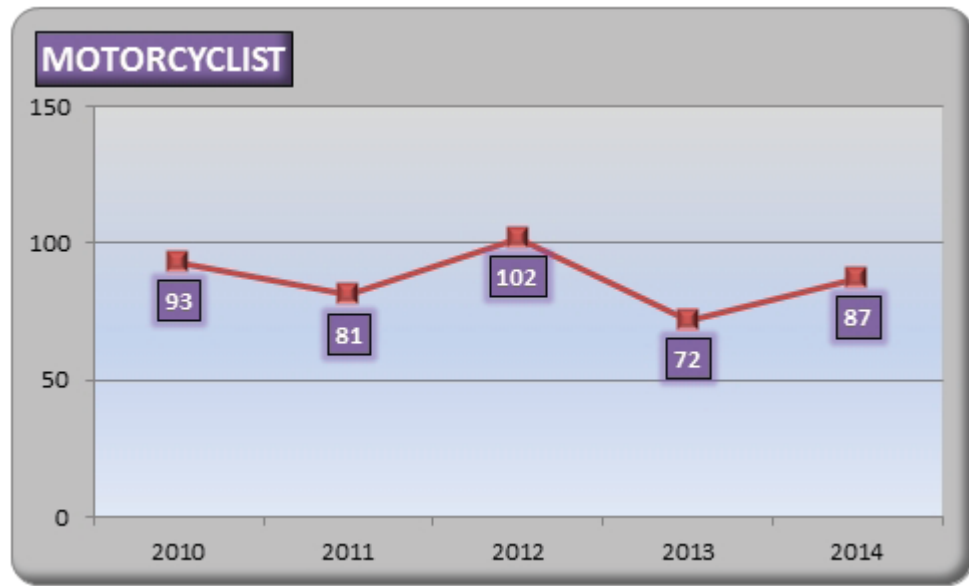
Of all 2010-2014 fatal and serious injury crashes in Missouri, 15.5% involved an older driver of a motor vehicle



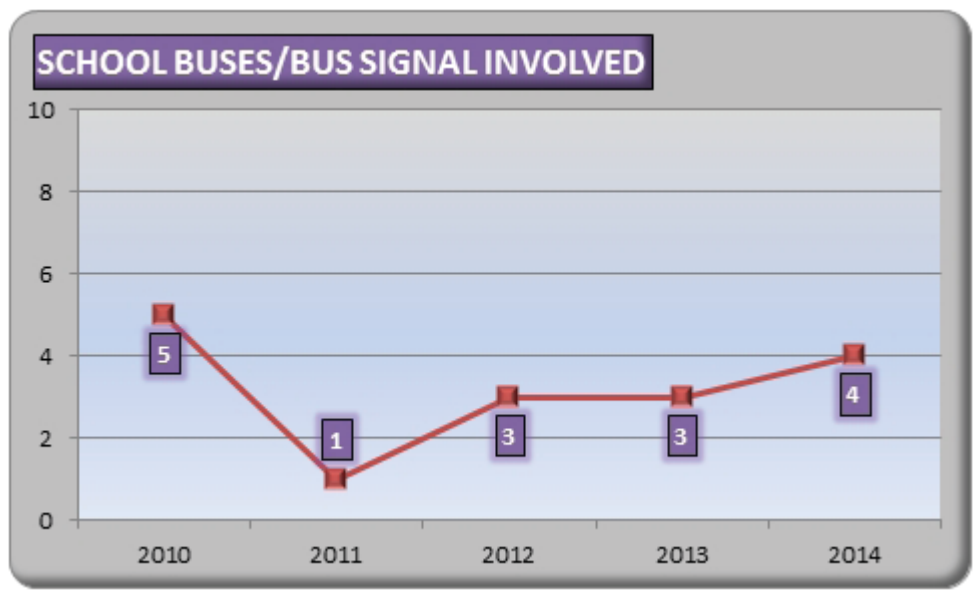
In 2010-2014, there were 708,529 traffic crashes in the state. In these crashes, 60,442 (8.5%) involved at least one commercial motor vehicle. Of the 3,637 fatal crashes, however, 548 (15.1%) involved at least one commercial motor vehicle. The graph below illustrates the number of fatalities in crashes involving a commercial motor vehicle.



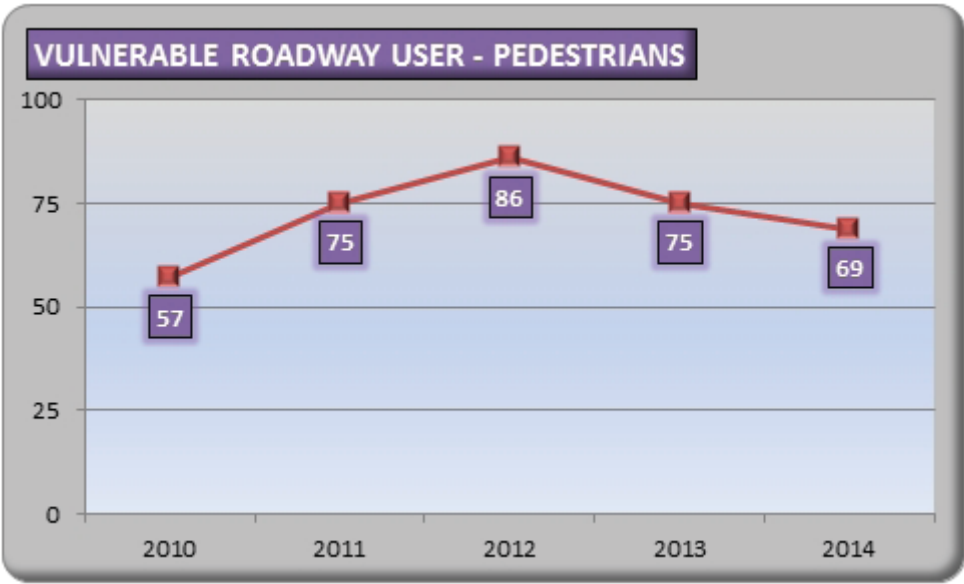
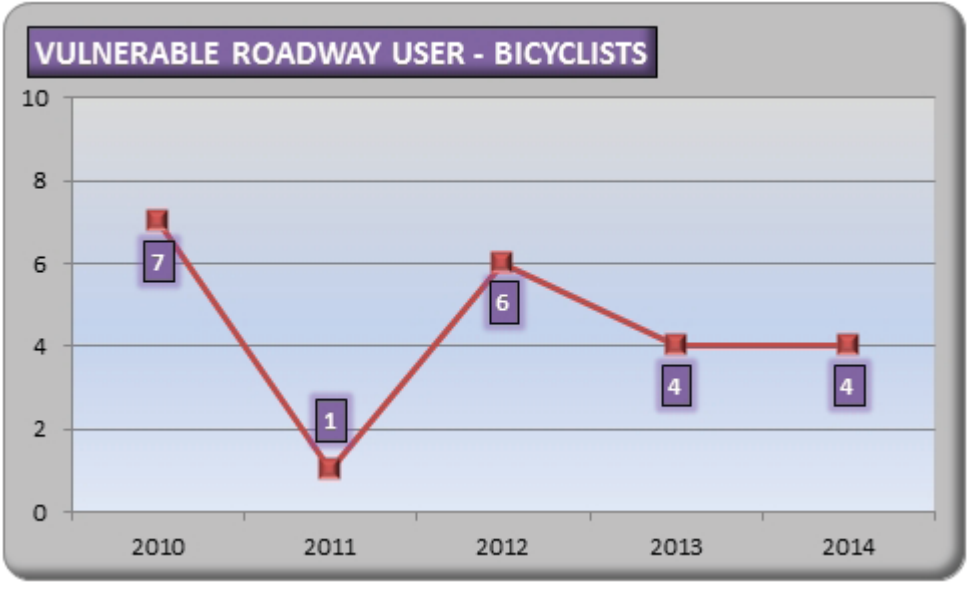
In most instances, motorcycle drivers and/or their passengers are the ones killed and seriously injured when they are involved in a traffic crash. The graph indicates the number of motorcyclists killed in roadway crashes.



Of the 16 persons killed during 2010-2014 in crashes involving school buses, one bus occupant was killed, two were pedestrians and 13 were some other person in the incident.



Pedestrians and bicyclists alike need to understand that they have primary responsibility for their own safety; however, the motoring public also has a responsibility to share the road in a safe manner with these vulnerable road users.





## CORE OUTCOME MEASURES

In addition to the Focus Areas, the HSO focuses on 15 Core Outcome Measures.

The National Highway Traffic Safety Administration (NHTSA) and the Governors Highway Safety Association (GHSA) have agreed on a minimum set of performance measures to be used by States and federal agencies in the development and implementation of behavioral high-way safety plans and programs. An expert panel from NHTSA, State Highway Safety Offices, academic and research organizations, and other key groups assisted in developing the measures.\*

The initial minimum set contains 15 measures: 11 core outcome measures, one core behavior measure, and three activity measures. The measures cover the major areas common to State highway safety plans and use existing data systems. The following outlines the 15 performance measures which will be identified within their respective program areas.

*\*Traffic Safety Performance Measures for States and Federal Agencies DOT HS 811 025, August 2008.*



### C-1 FATALITIES

To decrease traffic fatalities from the expected 2012 calendar base year of 850 to 700 by December 31, 2016.

GOALS		
2013	2014	2015
813	775	738

**RESULT: 766 for 2014 (FARS)**

### C-2 SERIOUS INJURIES

To decrease serious traffic injuries from the 2012 calendar base year of 5,506 to 4,534 by December 31, 2016.

GOALS		
2013	2014	2015
5,266	5,020	4,781

**RESULT: 4,657 for 2014 (STARS)**

### C-3 FATALITIES/VMT

To decrease fatalities/VMT from the expected 2012 calendar base year of 1.2 to 1.0 by December 31, 2016.

**RESULT: 1.08 in 2014 (STARS)**

## C-4 UNRESTRAINED PASSENGER VEHICLE OCCUPANT FATALITIES

To decrease unrestrained passenger vehicle occupant fatalities in all seating positions from the 2012 calendar base year of 396 to 326 by December 31, 2016.

GOALS		
2013	2014	2015
379	361	344

**RESULT: 312 for 2014 (FARS)**

## C-5 ALCOHOL-IMPAIRED DRIVING FATALITIES

To decrease fatalities involving drivers with a .08 BAC or greater from the 2012 calendar base year of 280 to 230 by December 31, 2016.

GOALS		
2013	2014	2015
267	255	243

**RESULT: 204 for 2014 (FARS)**

## C-6 SPEEDING RELATED FATALITIES

To decrease speeding-related fatalities from the 2012 calendar base year of 313 to 258 by December 31, 2016.

GOALS		
2013	2014	2015
299	285	272

**RESULT: 267 for 2014 (FARS)**

## C-7 MOTORCYCLIST FATALITIES

To decrease motorcyclist fatalities from the 2012 calendar base year of 102 to 84 by December 31, 2016.

GOALS		
2013	2014	2015
98	93	89

**RESULT: 91 for 2014 (FARS)**

## C-8 UNHELMETED MOTORCYCLIST FATALITIES

To decrease unhelmeted motorcyclist fatalities from the 2012 calendar base year of 26 to 21 by December 31, 2016.

GOALS		
2013	2014	2015
25	24	22

**RESULT: 7 for 2014 (FARS)**

## C-9 DRIVERS AGE 20 OR YOUNGER INVOLVED IN FATAL CRASHES

To decrease drivers age 20 or younger involved fatalities from the 2012 calendar base year of 135 to 111 by December 31, 2016.

GOALS		
2013	2014	2015
129	123	117

**RESULT: 114 for 2014 (STARS)**

## C-10 PEDESTRIAN FATALITIES

To decrease pedestrian fatalities from the 2012 calendar base year of 86 to 71 by December 31, 2016.

GOALS		
2013	2014	2015
82	78	75

**RESULT: 65 for 2014 (FARS)**

## C-11 BICYCLIST FATALITIES

To decrease bicyclist fatalities from the 2012 calendar base year of 6 to 4 by December 31, 2016.

GOALS		
2013	2014	2015
6	5	5

**RESULT: 5 for 2014 (FARS)**

## CORE BEHAVIOR MEASURE

### B-1 OBSERVED BELT USAGE

To increase statewide observed seat belt use of front seat outboard occupants in passenger vehicles 1% annually from the 2013 calendar base year average usage rate of 80% to 83% by December 31, 2016.

GOALS		
2014	2015	2016
81%	82%	83%

**RESULT: 80% for 2015**



## ACTIVITY MEASURES

### A-1 NUMBER OF SEAT BELT CITATIONS ISSUED

To increase the number of seat belt citations and warnings issued during grant funded enforcement activities by .25 percent annually from the 2011-2013 calendar base year average of 35,256 to 35,520 by December 31, 2016.

GOALS		
2014	2015	2016
35,344	35,432	35,520

**RESULT: 39,341 or 2015**

### A-2 NUMBER OF IMPAIRED DRIVING ARRESTS

To increase the number of substance-impaired driving arrests made during grant funded enforcement activities by .25 percent annually from the 2011-2013 calendar base year average of 7,975 to 8,035 by December 31, 2016.

GOALS		
2014	2015	2016
7,995	8,015	8,035

**RESULT: 6,087 for 2015**

### A-3 NUMBER OF SPEEDING CITATIONS ISSUED

To increase the number of speeding citations and warnings issued during grant funded enforcement activities by .25 percent annually from the 2011-2103 calendar base year average of 120,588 to 121,907 by December 31, 2016.

GOALS		
2014	2015	2016
121,300	121,603	121,907

**RESULT: 130,024 for 2015**

# Highway Safety Grant Project Distribution 2015

The HSO provides grant funding to external partners and law enforcement agencies to enhance the efforts of reducing fatalities and serious injuries on Missouri's roadways. This map represents the number of grant contracts per county awarded through the HSO and law enforcement mobilization campaigns.



## LEGEND



County with Highway Safety Contracts  
# HS Contracts / # LE Mobilization Contracts



Missouri conducts an annual telephone survey to adult Missouri drivers to capture their current attitudes and awareness concerning impaired driving, seat belt use and speeding. Heartland Market Research LLC was selected for this project and surveyed 2,502 adult Missouri drivers in March, 2015.

Special efforts were made to make the phone survey as representative as possible, especially in terms of the research objectives (geographic, gender, and age). People were surveyed from 113 counties as well as the independent city of St. Louis. Residents from 620 different zip codes are represented. The calling center was given specific goals for each age group and gender within various geographic areas to ensure the most representative sample possible within the constraints of the project.

The survey results were weighted proportionally to the actual population in terms of geographic, gender, and age distributions. The figures below display the results for each question.

1. How often do you use seat belts when you drive or ride in a car, van, sport utility vehicle, or pick up?

REPLY	2015
ALWAYS	83.1%
MOST OF THE TIME	9.6%
HALF OF THE TIME	2.7%
RARELY	2.1%
NEVER	2.4%
REFUSED	0.2%

2. Do you favor keeping Missouri's seat belt law as a "secondary law" - where you can only be pulled over or ticketed if you are observed committing another violation; or do you favor changing Missouri's seat belt law to a "primary law" - where you can be pulled over or ticketed if the officer clearly observes you are not wearing your seat belt?

REPLY	2015
KEEP "SECONDARY LAW"	54.6%
CHANGE TO "PRIMARY LAW"	39.0%
NO OPINION/REFUSED	6.5%

3. Currently, the fine for violating Missouri's seat belt law is \$10. Would you support an increase in the fine associated with this violation?

REPLY	2015
YES	45.9%
NO	51.6%
NO OPINION/REFUSED	2.5%

4. In your opinion, what should the fine associated with violating Missouri's seat belt law be?

REPLY	2015
UNDER \$25	17.3%
\$25 TO \$49	44.0%
\$50 TO \$74	20.0%
\$75 TO \$100	10.9%
OVER \$100	6.2%
NO OPINION/REFUSED	1.6%
MARGIN OF ERROR	3.0%

5. In the past 60 days, have you read, seen, or heard anything about seat belt law enforcement by police?

REPLY	2015
YES	17.5%
NO	82.4%
NO OPINION/REFUSED	0.1%

6. What do you think the chances are of getting a ticket if you don't wear your seat belt?

REPLY	2015
ALWAYS	13.6%
MOST OF THE TIME	15.3%
HALF OF THE TIME	18.7%
RARELY	35.1%
NEVER	9.9%
REFUSED	7.4%





7. On a local road with a speed limit of 30 mph, how often do you travel faster than 35 mph?

REPLY	2015
ALWAYS	2.5%
MOST OF THE TIME	10.4%
HALF OF THE TIME	13.3%
RARELY	44.7%
NEVER	27.6%
REFUSED	1.4%

10. What do you think the chances are of getting a ticket if you drive over the speed limit?

REPLY	2015
ALWAYS	8.1%
MOST OF THE TIME	22.9%
HALF OF THE TIME	35.6%
RARELY	27.1%
NEVER	3.6%
NO OPINION/REFUSED	2.7%

8. On a local road with a speed limit of 70 mph, how often do you drive faster than 75 mph?

REPLY	2015
ALWAYS	1.6%
MOST OF THE TIME	4.4%
HALF OF THE TIME	6.9%
RARELY	37.6%
NEVER	49.1%
REFUSED	30.0%

11. How often do you talk on a hand-held cellular phone while driving a car, van, sport utility vehicle, or pick-up?

REPLY	2015
ALWAYS	0.7%
MOST OF THE TIME	2.2%
HALF OF THE TIME	8.4%
RARELY	43.4%
NEVER	45.0%
NO OPINION/REFUSED	0.4%

9. In the past 30 days, have you read, seen or heard anything about speed enforcement by police?

REPLY	2015
YES	26.2%
NO	73.3%
NO OPINION/REFUSED	0.4%

12. How often do you use a hand-held cellular phone for texting while driving a car, van, sport utility vehicle, or pick-up?

REPLY	2015
ALWAYS	0.1%
MOST OF THE TIME	0.1%
HALF OF THE TIME	0.5%
RARELY	8.9%
NEVER	90.3%
NO OPINION/REFUSED	0.2%





**Table 14: Statewide Opinions Regarding Cell Phone Restrictions**

1. Many states have passed laws which restrict or ban cellular phone use, including texting, while driving. What level of restrictions would you support regarding cellular phone usage while driving?

REPLY	2015
FULL RESTRICTIONS - NO CELLULAR PHONE USE ALLOWED	29.9%
BAN ON TEXTING WHILE DRIVING, PHONE USE ALLOWED	17.9%
BAN ON TEXTING WHILE DRIVING, HANDS-FREE PHONE DEVICE ALLOWED	17.0%
HANDS-FREE PHONE DEVICE USE ONLY	27.7%
NO RESTRICTIONS	4.4%
NO OPINION/REFUSED	3.1%

2. In the past 60 days, how many times have you driven a vehicle within two (2) hours after drinking alcoholic beverages?

REPLY	2015
0	89.41%
1	2.68%
2	2.49%
3	0.89%
4	0.75%
5	0.25%
6	0.29%
7	0.09%
8	0.12%
10	0.11%
12	0.15%
14	0.00%
15	0.00%
16	0.10%
20	0.14%
24	0.00%
25	0.00%
30	0.02%
60	0.00%
REFUSED	2.52%

3. In the past 30 days, have you read, seen or heard anything about alcohol impaired driving (or drunk driving) enforcement by police?

REPLY	2015
YES	47.2%
NO	52.1%
NO OPINION/REFUSED	0.7%

4. What do you think the chances are of someone getting arrested if they drive after drinking?

REPLY	2015
ALWAYS	13.4%
MOST OF THE TIME	21.3%
HALF OF THE TIME	34.3%
RARELY	26.6%
NEVER	1.1%
NO OPINION/REFUSED	3.4%



## PROGRAM GOALS, RESULTS & ACTIVITIES

This section outlines the programs, program goals as outlined in the Highway Safety Plan, results and activities for each highway safety program area. This is simply a summary of each area; additional activities may have been implemented across the state.

### Traffic Safety Enforcement Program

The Highway Safety Office has four law enforcement (LE) program managers that cover specific regions of the state. These managers are responsible for the statewide coordination of the state, county, and local law enforcement projects. The evidence-based traffic safety enforcement program is focused on preventing traffic violations, crashes, and incidents. It involves an array of enforcement activities throughout the fiscal year including:

- **Mobilizations** - The LE program managers aggressively see participation in quarterly impaired driving and occupant protection mobilizations, as well as, the NHTSA required Driver Sober or Get Pulled Over and the Click It or Ticket mobilization. Additional mobilizations are coordinated by the Office for Youth Alcohol, Teen Seatbelt and Child Passenger Safety. Mobilization results can be viewed in the respective program sections.

- **Communication** - A communication plan is developed with each LE mobilization. These plans vary depending on available funding but typically include press releases, paid media, social media and earned media.

- **DWI/Traffic Units** – A key enforcement technique used is to team with a city or county law enforcement agency to financially support DWI/Traffic Units. Missouri currently has 10 units:

- o Joplin Police Department
- o Greene County Sheriff's Office
- o Boone County Sheriff's Office
- o Columbia Police Department
- o Jackson County Sheriff's Office
- o Jefferson County Sheriff's Office

- o Franklin County Sheriff's Office
- o St. Louis County Police Department
- o Creve Coeur Police Department
- o Platte County Sheriff's Office

- **Law Enforcement Task Forces/Councils**– Multiple city/county agencies meet on a regular basis to plan and coordinate key enforcement activities. With the shortage of personnel to conduct sobriety checkpoints and other enforcement initiatives in many agencies, the task force concept provides the opportunity to pool resources to conduct more manpower intensive activities such as sobriety checkpoints or corridor projects. Missouri currently has 11 multijurisdictional task forces:

- o Southwest DWI Task Force (12 Agencies)
- o Northwest DWI Task Force (2 Agencies)
- o Jackson County Traffic Safety Task Force (11 Agencies)
- o Cass County STEP DWI Task Force (7 Agencies)
- o Clay/Platte County DWI Task Force (13 Agencies)
- o St. Louis Regional Traffic Safety Council (50 Agencies)
- o St. Charles County DWI Task Force (7 Agencies)
- o Central Ozarks Regional DWI Task Force (14 Agencies)
- o Southeast Missouri DWI Task Force (12 Agencies)
- o Law Enforcement Traffic Safety Advisory Council (20 Agencies)
- o West Central Traffic Task Force (7 Agencies)



- Sobriety Checkpoints – Approximately 598 checkpoints are held each year.
- Continuous follow-up and Adjustment – Program management staff reviews the results of various LE initiatives/ mobilizations and share these results with city/county LE agencies on a regular basis.

## FY 2015 Enforcement Statistics

October 1, 2014 through September 30, 2015

### ARRESTS

DWI	TOO CLOSE	STOP SIGN	SIGNAL	YIELD	CI DRIVING	SPEEDING	OTHER HMV	DUI DRUG ARRESTS	TOTAL HMV
5,685	1,476	6,962	2,880	1,598	1,837	88,008	11,089	402	119,937

SEATBELT	CHILD RESTRAINT	SUS/REV	UNINSURED	NO OPERATORS	OTHER NON-HMV	TOTAL NON-HMV	TOTAL VIOLATIONS
34,243	1,082	14,220	28,369	29,177	2,787	109,878	229,815

SOBRIETY CHCKPNTS	BAC Given	BAC Refused	SFST/DRE	BLOOD DRAWS	MIP	OPEN CONT.	ZERO TOL.	FAKE ID	OTHER LIQUOR
476	3,763	1,199	10,043	282	1,150	764	152	46	133

FELONY ARREST	DRUG ARREST	STOLEN VEHICLES	FUGITIVES APP
1,064	3,367	122	5,482

### WARNINGS

TOO CLOSE	STOP SIGN	SIGNAL	YIELD	CI DRIVING	SPEEDING	OTHER HMV	TOTAL HMV
1,526	5,684	2,783	685	885	42,016	40,871	94,450

SEATBELT	CHILD RESTRAINT	SUS/REV	UNINSURED	WARN NO OPERATORS	OTHER NON-HMV	TOTAL NON-HMV	TOTAL WARNINGS
5,098	237	123	4,549	400	35,582	45,989	140,439

MIP	OPEN CONT.	ZERO TOL.	FAKE ID	OTHER LIQUOR
71	72	27	6	39

TRAFFIC STOPS	HOURS WORKED
97,692	72,929

## **Public Information & Education**

Highly visible, catchy media campaigns coupled with strong enforcement efforts continue to prove to be the most effective means to heighten awareness but also to encourage positive behavioral changes. The campaigns are perpetuated through traditional media venues (TV, radio, print, outdoor, digital) as well as through social media through main-stream platforms such as Facebook and Twitter, Instagram and Vine. Dynamic Message Boards statewide help promote campaign awareness by alerting the traveling public to enforcement efforts.

FISCAL YEAR 2015			
CAMPAIGN NAME	MONTH/YEAR	MEDIA BUYS	IMPRESSIONS
Operation Safe Driver	Oct-14	\$103,000.00	21,000,000
Holiday Impaired	Dec-14	\$145,000.00	50,000,000
March Impaired	Mar-15	\$185,000.00	35,500,000
Teen Seat Belt	Mar-15	\$340,000.00	41,000,000
Work Zone Awareness	Apr-15	\$145,000.00	40,000,000
Motorcycle Awareness	May-15	\$190,000.00	57,000,000
Click it or Ticket	May-15	\$350,000.00	37,000,000
Youth Alcohol	May-15	\$245,000.00	53,900,000
Drive Sober or Get Pulled Over	May-15	\$485,000.00	110,000,000
July Impaired	Jul-15	\$145,000.00	23,900,000
<b>Total</b>		<b>\$2,333,000.00</b>	<b>469,300,000</b>

### **GOAL:**

Promote Missouri’s traffic safety issues to improve understanding and increase compliance with state traffic laws, thereby reducing fatalities and serious injuries.

2015 Missouri occupant restraint usage rates:  
 Statewide – 80%  
 Teens – 68%

Pieces of traffic safety materials distributed through on-line ordering system in FY2015 = 259,825

FY 15 saw an increase in new creative for all media outlets with our campaigns. Continued research and tracking of the campaign performance allows us to reach an optimum audience at a minimal cost per impression. Media campaigns this fiscal year focused on the following program areas:

- Click It or Ticket
- Youth Seat Belt
- Work Zone Awareness
- Child Passenger Safety
- Impaired Driving
- Motorcycle Safety Awareness

New this year in our Child Passenger Safety campaign was the addition of an American Sign Language (ASL) interpreter in the :30 PSA’s. This allowed us to reach out to the deaf and hard of hearing residents of Missouri to further spread our highway safety messages. Looking forward to FY 16 we plan to incorporate an ASL version in all of our videos.

In FY 16 we will also be producing a Spanish voice over of all video and radio, and producing all print and digital text materials in Spanish as well to reach the Hispanic population of Missouri. Targeted advertising will specifically reach this audience with highway safety messaging in Spanish.



## **Aggressive Drivers**

Aggressive drivers are defined within Missouri's Blueprint to SAVE MORE LIVES as, "drivers of motorized vehicles who committed one or more of the following violations which contributed to the cause of a traffic crash: speeding; driving too fast for conditions; and /or following too close.

### **GOAL #1:**

To decrease aggressive driving-related fatalities to 270 by 2016.

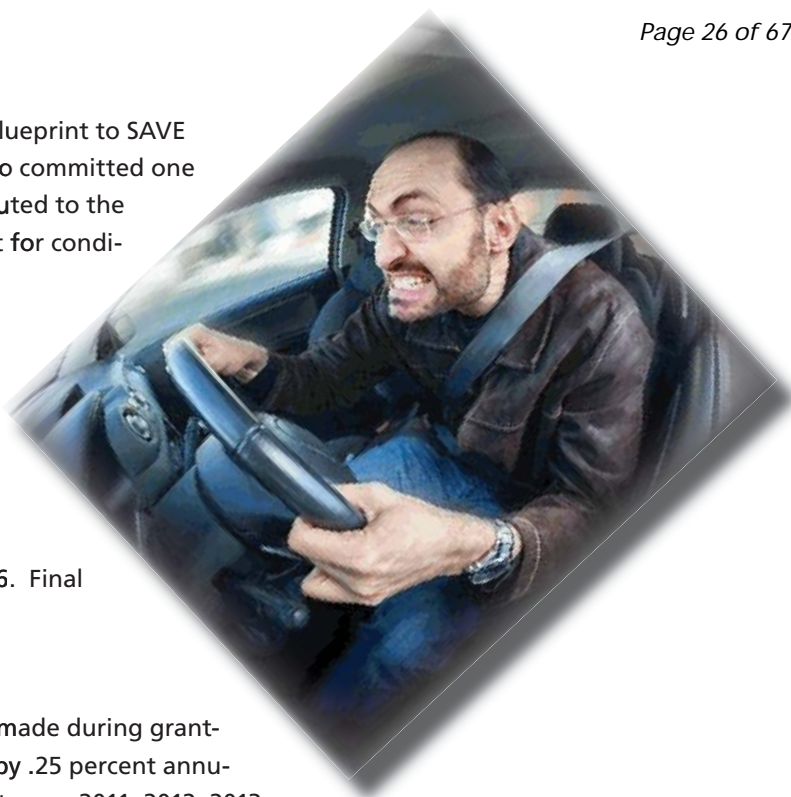
Final result for 2014: 283 (STARS)

### **GOAL #2:**

To decrease speed-related fatalities to 258 by 2016. Final result for 2014: 267 (FARS)

### **GOAL #3:**

To increase speed-related citations and warnings made during grant-funded enforcement activities and mobilizations by .25 percent annually based on a three-year rolling average of grant years 2011, 2012, 2013 - 120,588. Final result for 2015: 130,024



The Highway Safety Office focuses on aggressive driving by issuing Hazardous Moving Violation (HMV) contracts to law enforcement agencies across the state. In FY 2015, the Office issued 153 HMV law enforcement contracts resulting in 73,010 HMV violations. Efforts in this area continue to be funded and encouraged. Some of the projects used to reduce the number of aggressive driving crashes are targeted corridor projects (Travel Safe Zones) and Selective Traffic Enforcement Programs (STEPS) conducted by law enforcement agencies. Speed monitoring devices and changeable message signs are also used across the state to reduce crashes. News releases and the media are coupled with the enforcement efforts to reach the public and educate on the dangers of aggressive driving.

## **Alcohol & Other Drugs**

Twenty-five percent of all Missouri motor vehicle traffic deaths in 2014 involved one or more substance-impaired driver or motorcycle operator. There were, 197 fatalities and 724 serious injuries in 2014 involving at least one substance-impaired driver. That equates to one substance-impaired driving fatality every 1 ¾ days and one substance-impaired driving serious injury every ½ day.

Youth make up a significant portion of alcohol impaired drivers causing traffic crashes, even though possessing and consuming alcohol before the age of 21 is illegal.

### **GOAL #1:**

To decrease fatalities involving drivers with .08 BAC or greater to 230 by 2016. Final result for 2014: 204 (FARS)

### **GOAL #2:**

To increase substance-impaired driving arrests made during grant funded enforcement activities and mobilizations by .25 percent annually based on a three-year rolling average of grant years 2011, 2012, 2013 = 7,975 Final result for 2015: 6,087

### **GOAL #3:**

To decrease fatalities involving alcohol-impaired drivers under the age of 21 years to 14 by 2016. Final result for 2014: 24 (STARS)



Projects funded by the Office of Highway Safety in the alcohol and other drugs program area include a wide focus area. The law enforcement DWI traffic units and DWI task forces detailed in the Traffic Safety Enforcement Program section

are a great deterrent for impaired drivers. Programs focused on young impaired drivers are included in the Young Driver Section. Underage Drinking Law Enforcement Training Sessions are held each year focusing on handling underage drinking issues law enforcement encounter. During the fiscal year, 3 trainings were conducted in the locations of Macon, Springfield and Creve Coeur. The topics taught by certified trainers were: Controlled Party Dispersal, Identifying Fake ID's and Conducting Compliance Checks.

#### **Traffic Safety Resource Prosecutor Program**

This project provided for a traffic safety resource prosecutor (TSRP) to focus on traffic safety issues, particularly impaired driving, and serve as a resource to other prosecutors and law enforcement officers. This position is shared between two attorneys, the Deputy Director of the Missouri Office of Prosecution Services and a special prosecutor in the office. The TSRP Program reached 354 Missouri prosecutors, a minimum of 1,133 Missouri law enforcement officers and 90 other Missouri traffic safety advocates. Six editions of the Traffic Safety Newsletter were sent out in November 2014 and in January, March, May, July and September 2015. Approximately 222 requests for technical assistance were received from prosecuting attorney's offices and law enforcement agencies around the state.

#### **DWI (Impaired) State Wide Mobilizations**

The five Impaired Driving enforcement mobilizations conducted are:

- Drive Sober or Get Pulled Over DWI Campaign: August 21 - September 7, 2015
- December 18, 2015 – January 3, 2016 (Holiday DWI Campaign)
- March 17-20, 2016 (St. Patrick's Weekend)
- May 5 – 16, 2016 (Youth Alcohol Enforcement)
- July 1 – 5, 2016 (Fourth of July Weekend)

Out of the five statewide mobilizations, there were roughly 150 agencies involved and 24,603 total man hours worked.

Highlights from the five (5) mobilizations are as follows:

- 162 DWI Checkpoints
- 273 MIP (Minor In Possession)
- 124 Zero Tolerance violations
- 1,505 DWI Arrest
- 1,054 Drug Arrest / DUI Arrest
- 54,400 Traffic Stops

The Highway Safety Office also conducts a drawing each year at the LETSAC conference for a free DWI enforcement vehicle and other equipment for law enforcement agencies. To qualify, the agencies must participate and report their warning/citation and arrest results for the five DWI campaigns. Past recipients of



the DWI car include Lawrence County Sheriff's Office in 2015, Olivette PD in 2014, Cape Girardeau County Sheriff's Office in 2013, Joplin PD in 2012, Smithville PD in 2011, Foristell PD in 2010 and Carthage PD in 2009.

### **Breath Alcohol Instrument Placement Program and Technical Assistance**

The Missouri Safety Center provides breath alcohol instrument placement, maintenance and service across the State. In addition, MSC provides technical training to law enforcement officers and others in the criminal justice system in the area of breath alcohol testing, standardized field sobriety testing, breath alcohol ignition interlock and sobriety checkpoint supervisor. Thirty-four local law enforcement agencies were provided service, repairs or recalibrations of breath instruments. The Center provided 111 new breath alcohol testing instruments and 79 preliminary breath test units (PBTs) to law enforcement agencies and trained 494 officers to use breath alcohol instruments. They conducted calibration checks and verified proper operation on 240 simulators and responded to 3,252 calls regarding ignition interlock. The center also provided prosecution guidance and advice as requested and complied with ten subpoenas for court appearances.

### **DWI Courts**

- The Office of State Courts Administrator (OSCA) received grant funding for DWI court expansion in the State. DWI courts provide a cost-effective alternative to the traditional criminal justice system in addressing the risk to public safety caused by hardcore impaired drivers. As of August 31, 2015 there were 824 individuals participating in DWI courts in 20 stand-alone county programs and 37 adult drug court programs that accept DWI offenders.
- The Missouri Supreme Court adopted Court Operating Rule (COR) 26. This rule requires all courts that seek to establish a DWI court or docket to submit a Plan of Operation to the Drug Court Coordinating Commission (DCCC) for approval before issuing a limited driving privilege. As of September 1, 2015 there were 49 approved DWI court programs that had granted 992, revoked 147 and suspended 30 LDPs.



## Occupant Protection Safety Belt

Traffic crashes are the leading cause of death in the United States. It is well recognized that one of the best means of defense in a crash is to be protected by a safety belt or a child safety seat. Increasing safety belt and child safety seat use has tremendous potential for saving lives, preventing injuries, and reducing the economic costs associated with traffic crashes. Safety belt use dramatically reduces a person's chance of being killed or seriously injured in a traffic crash. Of the drivers involved in 2012-2014 crashes, 1 in 2 was injured when they failed to wear their safety belt, however, when they were wearing a safety belt, their chances of being injured in the crash were 1 in 8. When examining driver deaths, the differences are much more significant. Drivers had a 1 in 29.8 chance of being killed if they were not wearing a safety belt; but that chance dropped dramatically to only 1 in 1,343 if the driver was wearing a safety belt.



### **GOAL #1:**

To increase statewide safety belt usage by 1% annually. 80% for 2015

### **GOAL #2:**

To reduce unrestrained passenger vehicle occupant fatalities to 326 by 2016: Final result for 2014: 312 (FARS)

### **GOAL #3:**

To increase safety belt related citations and warnings made during grant funded enforcement activities and mobilizations by .25 percent annually based on a three-year rolling average of grant years 2011, 2012, 2013 = 35,256 Final result for 2015: 39,341

### **GOAL #4:**

To increase teen safety belt usage by 1% annually. 68% for 2015

The Highway Safety Office coordinated 5 mobilizations in the area of Occupant Protection in the fiscal year.

Five occupant protection (OP) law enforcement mobilizations were conducted in addition to the Click It or Ticket It Campaign. The quarterly OP enforcements were conducted November 24, 2014, February 20, 2015, April 14, 2015 and the CPS focused enforcement was September 13-19, 2015. The Click it or Ticket enforcement was conducted May 18-31, 2015. This campaign involved 113 law enforcement agencies with a total of 4,443 hours of work completed. This campaign also included a media campaign outlined in the Public Information & Education section.

Highlights from the 5 enforcement activities are as follows:

- 389 DWI Alcohol/Drug arrests
- 9,547 Seat Belt citations
- 197 Child Restraint Violations
- 26,710 other traffic citations
- 167 Felony Arrests
- 382 Drug Arrests
- 458 Fugitive Arrests
- 15,248 traffic warnings issued

The Occupant Protection Subcommittee was created in 2014 and completed the first Occupant Protection Summit October 14-15, 2015. The Subcommittee started creating the Occupant Protection Strategic Plan during the 2015 fiscal year and expects to complete the plan by Spring, 2016.



## Occupant Protection

### *Child Passenger Safety*

Attention is also given the youngest passengers through the Child Passenger Safety Program. The FY2015 program focused on the use of booster seats, recommending the child meet the height and weight requirements required by law, even if the child is 8 years old. Ensuring a proper seat belt fit is vital to surviving a car crash with minimal injuries.

The State of Missouri has 1,055 Certified Child Passenger Safety Technicians, 36 Child Passenger Safety Instructors and 200 Inspection Stations with at least one Certified



Technician. Child passenger safety seats were provided to low income families through the inspection stations across the state. The OHS distributed 1,153 seats total, 893 convertible seats and 260 high back boosters.

The CPS enforcement campaign continued again this year with the new media message focusing on booster seats. During the campaign 57 law enforcement agencies participated with a total of 183 officers conducting 1,281 hours of enforcement.

2015 Missouri occupant restraint usage rates:

- Statewide 80%
- Teens 68%
- Child Passenger Safety 91% (2014)
- Commercial Motor Vehicle 81% (2014)

## Distractions Drivers

Distraction driving is a voluntary diversion of the driver's attention from activities critical to safe driving. There are four types of driver distraction; visual, auditory, manual, and cognitive. There is a growing body of evidence which suggests driver distractions, both inside the vehicle and the road environment, are becoming increasingly large contributors to road trauma.

### **GOAL #1:**

To decrease fatalities involving distracted drivers to 70 by 2016. Final result for 2014: 61 (STARS)

### **GOAL #2:**

To decrease serious injuries involving distracted drivers to 674 by 2016. Final result for 2014: 711 (STARS)

The Office of Highway Safety encourages law enforcement to find innovative ways to address the distracted driving issue. Missouri currently has a no-texting law for individuals 21 years old and under, however, it is very difficult to enforce. Statistics show us that it is not only this younger population engaging in texting while driving, as it is all age groups and to compound the issue, texting is only one of many distractions that are encountered while driving.

Presentations and educational materials continue to be implemented at schools, businesses and community organizations statewide. Public information campaigns, such as the partnership with KRCG TV with the Focus on the Road campaign in which over 6000 Missourians pledged to stay "focused on the road", are a great way to get the message out to the public.



## Young Drivers

Young drivers are categorized as those ages 15 through 20 years. These young drivers are substantially over-involved in Missouri traffic crashes. In 2014, 13.2% of all fatal crashes involved a young driver of a motor vehicle; this is particularly significant since young drivers comprised only 7.9% of the licensed driver population in Missouri.

The top 5 contributing circumstances attributable to young drivers of motor vehicles involved in 2012-2014 fatal and serious injury crashes were:

1. Driving Too Fast for Conditions
2. Distracted / Inattentive
3. Failed to Yield
4. Improper Lane Usage / Change
5. Speed Exceeded Limit



### **GOAL #1:**

To decrease fatalities involving drivers age 15 through 20 to 111 by 2016. Final result for 2014: 94 (FARS)

### **GOAL #2:**

To decrease serious injuries involving drivers age 15 through 20 to 1,038 by 2016. Final result for 2014: 932 (STARS)

Young driver programs focusing on seat belt use, underage drinking and distracted driving continue to be supported. Each of the following programs reached hundreds of teens, who in turn, spread the message to other teens.

#### *Missouri Safe and Sober*

A free and effective program that educates students and parents on the dangers of drugs and alcohol while reinforcing positive decision making and responsibility. During the fiscal year, 291 schools participated in this program, essentially reaching 127,365 teens, which was a 54% increase from the previous year.



#### *ThinkFirst MO*

An award-winning school assembly program for teens. High-impact injury prevention presentations are made to Missouri schools free of charge by personal testimony from people who have sustained a brain or spinal cord injury, usually due to a motor vehicle crash. A total of 14,381 Missouri students received traffic safety education from the ThinkFirst traffic safety assembly program delivered via 115 presentations at 72 schools. A total of 1,508 Missourians received traffic safety education from the ThinkFirst Corporate/Community Traffic Safety Program delivered via 41 presentations at 39 worksites/organizations. In addition ThinkFirst Missouri delivered 11 Traffic Offender Program classes reaching 176 high-risk Missouri drivers.

#### *It Only Takes One*

It Only Takes One is a competition between Missouri high schools to encourage safe driving habits. It is a chance for students to educate teens, parents and the community about the dangers teens face while driving. There are 134 schools participating in the It Only Takes One campaign during the 2015-2016 school year.



*SMART/CHEERS*

The University of Missouri houses two programs aimed at alcohol use on college campuses. The SMART program is a web-based program that educates bar and restaurant owners on the sale of alcohol to minors and how to avoid over serving those already intoxicated. This year 1,928 new accounts were created, 698 establishments completed the program and 1,406 certificates were issued. CHEERS to the Designated Driver is a program for bars and restaurants to celebrate the designated driver by serving them free non-alcoholic drinks. Currently 28 campuses participate in the program.

*Team Spirit*

High school students and advisors are invited to attend one training program as a school team. As a team they will not only receive educational training on highway safety topics, but will also develop individualized team action-plans to be implemented within their own schools upon their return. During the FY2015, 22 schools were trained at Team Spirit and implemented plans within their schools.

Young driver materials were assessed to determine the best and most cost-effective way to reach the largest number of parents and teens, and are distributed to the public through an online ordering system at <https://www6.modot.mo.gov/OrderSystem/pub/displayOrder.do>.

The Graduated Driver License Law information continues to be included in campaign and web materials to educate teens and adults on the impor-



tance of and purpose for the law. This information is also included in the RoadWise Guide: Parent/Teen Safe Driving Guide. Over 30,165 guides were distributed during the fiscal year to teens, parents and teachers to support new drivers.

Two law enforcement campaigns were again supported, youth seat belt and underage drinking. Participation from 104 law enforcement agencies during the youth seat belt campaign resulted in 2,166 seat belt citations issued; while 168 agencies participated in the youth alcohol campaign resulting in 20 Zero Tolerance citations and one fake ID recovered.

Both campaigns are supported by a media campaign promoted through paid, earned and social media outlets. The youth seat belt message "Buckle Up, it's no joke" focused on the fact that teens are dying in car crashes every day and that is not something to joke about.

The youth alcohol message "Don't let one moment define you" focuses on the fact the teens are young and have their whole lives before them however one impaired driving incident could ruin their future.



# It's Time...



## To Talk About Driving Retirement

A Missouri Guide

### Older Drivers

Our population is aging and older adult drivers are increasing their exposure (miles driven/year) on the highways. According to the U.S. Census Bureau, Missouri ranked 16th nationally in 2010 with 15% of the population age 65 or older. By the year 2030 it is estimated that over 20% of the population in Missouri will be age 65 or older. That means approximately one in five people will be 65 or older.

Being able to go where we want, when we want, is important to our quality of life. Personal mobility is often inextricably linked to the ability to drive a car. However, as we age our ability to drive a motor vehicle may be compromised by changes in vision, attention, perception, memory, decision-making, reaction time and aspects of physical fitness and performance.

#### **GOAL #1:**

To decrease fatalities involving older drivers to 117 by 2016. Final results for 2014: 166 (STARS)

#### **GOAL #2:**

To decrease serious injuries involving older drivers to 632 by 2016. Final results for 2014: 736 (STARS)

The Highway Safety Office continues to work with safety partners and universities to produce and implement countermeasures to reduce crashes involving older drivers. Some of these measures will enable older drivers to check their own driving abilities, assist local driver license offices in recognizing medically unfit drivers and develop a package of office-based screening tools to be used by healthcare providers.

In addition, the University of Missouri – St. Louis, developed a brochure to provide to family members and care givers who are concerned about an older adult's ability to drive safely. The brochure is titled "[It's Time To Talk About Driving Retirement](#)" and can be found on the [SaveMOLives](#) website.



### Commercial Motor Vehicles

Large trucks have blind spots – identified as No Zones – around the front, back and sides of the truck, which make it difficult for the driver to see. It is critically important that other drivers stay out of the No Zone of a commercial vehicle. Because most commercial motor vehicles (CMVs) are large transport devices that are much heavier than the normal vehicle population, they cause greater amounts of personal injury and severity to the occupants of vehicles with which they collide. When analyzing the types of persons killed or injured in CMV crashes, the great majority were not the occupants of the commercial motor vehicle.

#### **GOAL #1:**

The Traffic and Highway Safety Division administers Motor Carrier Safety Assistance Program (MCSAP), but the MCSAP operates under a separate federal grant. Goals, benchmarks and strategies are outlined within the Commercial Vehicle Safety Plan (CVSP), which is submitted to the Federal Motor Carrier Safety Administration.

Missouri State Highway Patrol conducted four Truck Checks utilizing 85 Troopers working a total of 2,202 hours during these operations. The Truck Checks resulted in 1,294 inspections being conducted with a 22% out of service rate. Missouri's 2014 commercial motor vehicle safety belt use rate is 81%. Because of this low use rate Missouri has taken a zero tolerance approach to safety belt enforcement on commercial motor vehicles. During the MCSAP FY14 (ending July, 2015), Missouri commercial motor vehicle enforcement officers issued 1,270 safety belt citations and MoDOT Motor Carrier Services issued 1,936 letters to motor carriers informing them of their driver's noncompliance with the safety belt law.

Missouri currently is not considered to have an issue with passenger vehicle crashes. To ensure Missouri stays in this category our commercial motor vehicle inspectors conducted 1,048 passenger carrier inspections. Missouri, through the MCSAP program alone, has conducted 80,016 inspections on commercial motor vehicles and MoDOT Motor Carrier Services has con-

ducted a total of 474 compliance reviews on commercial motor vehicle companies. Missouri's public education efforts on commercial motor vehicle safety resulted in 104 safety courses being taught reaching approximately 5,225 attendees.



## **Motorcycles**

A responsible motorcyclist must think about the consequences of their riding behavior in traffic and accept personal responsibility for the results of their decisions and actions, as well as develop good skills and judgment. The motorcyclist must consider their personal margin of safety or margin for error – how much extra time and space they need given their skill level.

Likewise, the general motoring public must be aware of their surroundings while driving and share the road with motorcyclists. A significant number of motorcycle crashes involve another vehicle.

### **GOAL #1:**

To decrease motorcyclist fatalities to 84 by 2016. Final result for 2014: 91 (FARS)

### **GOAL #2:**

To decrease un-helmeted or non-DOT-compliant helmeted motorcyclist fatalities to 21 by 2016 (does not include fatalities where helmet use was “unknown”). Final result for 2014: 21 (STARS)

### **GOAL #3:**

To decrease fatalities involving motorcycle operators who are not licensed or improperly licensed to 40 by 2016. Final result for 2014: 32 (STARS)

The Motorcycle Safety Trust Fund is used for training motorcyclists and promote public awareness of motorcyclists only. From January 1, 2015, through December 31, 2015, the Missouri Motorcycle Safety Program (MMSP) has sponsored 623 training courses and 4,416.

Watch for  
**MOTORCYCLES**

ARRIVE ALIVE  
saveMOLives.com



The MMSP and the Office of Highway Safety's goal is to promote awareness of motorcycles on the roadways, obtaining proper licensing and instructions and promoting proper riding gear but, most of all reducing motorcycle crashes and fatalities through the aforementioned process.

The funding received for the program was used for media targeting men ages 18-24 and all drivers. The motorcycle awareness media campaign runs from late April through May and includes late summer holidays and special motorcycle events throughout the riding season.

Rider awareness is a year-round process starting at the dealerships throughout Missouri with dealer placement hangs tags on motorcycles and displays, along with free motorcycle training courses at participating dealerships. Motorcycle safety pamphlets are also distributed to license offices and dealership. The Office of Highway Safety also distributed 8,529 Watch for Motorcycles yard signs and 18,762 Window clings during the fiscal year.



### Crashes Involving School Buses

Although school buses provide one of the safest modes of transportation, there are still school bus related injuries and, unfortunately, some fatalities every year. Some of these are due to crashes with other vehicles while others are due to the school bus striking a pedestrian or bicyclist.



#### **GOAL #1:**

To decrease or maintain fatalities involving school buses or school bus signals to 2 by 2016. Final result for 2014: 4 (STARS)

#### **GOAL #2:**

To decrease serious injuries involving school buses or school bus signals to 12 by 2016. Final result for 2014: 14 (STARS)

Highway Safety Office staff continue to serve on the state school bus safety committee; and distribute materials to address safety in and around school busses and sharing the road with school busses.

### Vulnerable Roadway Users

Many Missourians rely on non-motorized means of transportation such as walking and bicycling. Both of these modes have the ability to provide physical and health benefits, but they also have the potential for serious or fatal injuries in the event of a crash. Crashes involving pedestrians and bicyclists do not occur in extremely large numbers (3.0% and 1.3% of all crashes, respectively) but when a pedestrian or bicyclist is involved in a traffic crash, the potential for harm is much greater.

#### **GOAL #1:**

To decrease pedestrian fatalities to 71 by 2016. Final result for 2014: 65 (FARS)

#### **GOAL #2:**

To decrease or maintain bicyclist fatalities to 4 by 2016. Final result for 2014: 5 (FARS)

The Highway Safety Office continues to partner with agencies such as TrailNet and PedNet to educate the public on safely interacting with motor vehicles. Education is also geared to the motoring public on sharing the road safely with pedestrians and bicyclists. Bicycle helmets are distributed during safety events to raise awareness at the local level utilizing the Safe Communities programs and the Missouri Coalition for Roadway Safety.



I brake  
for people.



## Engineering Services

Traffic engineering is a vital component of the traffic safety countermeasure picture. The techniques engineers use to design roads certainly affect the safety of motorists. Engineering approaches offer two basic types of countermeasures against drivers committing hazardous moving violations: highway design and traffic engineering. With highway design, the roads can be redesigned to add capacity or accommodate increased traffic. Highway design can also mitigate the injury consequences for motorists who come into contact with aggressive, impaired, or distracted drivers. Effective traffic engineering offers a way to accommodate increased traffic flow, or at least get it under control, without building new roads.

Consulting services were provided for Traffic engineering projects around the state. Funding was focused on correcting operational problems on city and county streets, and highways.

A total of 10 consultant projects were funded through the grant this fiscal year. Those consultant services were provided on projects located in Pettis County, City of Peculiar, City of Cameron, City of Cape Girardeau, City of West Plains, City of Sedalia, City of Carthage, City of Willard, City of Clinton and City of St. Martin.

The 2015 TEAP projects, which utilized Highway Safety Funds, included corridor studies, intersection improvements, operational analysis, sign inventories, pedestrian/bike route analysis and parking studies.

The engineering safety projects MoDOT continues to implement relate to roadway departure and intersections. These improvements include installation of several hundred miles of rumble strips on improved shoulders, several thousand curve related signs (chevrons) and more intersection improvement projects like j-turns.

Another initiative MoDOT has implemented this year across the state is high friction surface treatment (HFST) on problematic curves. This higher friction aggregate is proving very successful in minimizing wet weather related crashes, as well as, all driving condition crashes on our curves.



## Program Area Highlights

### **PUBLIC INFORMATION & EDUCATION**

The Office of Highway Safety contracted the Alliance Sport Marketing group again this year to support the Arrive Alive message at race tracks across Missouri. Along with regional volunteers, fans received informational items reminding them to buckle up and ARRIVE ALIVE. "Tickets" were also handed out to those entering the raceways wearing a seat belt that could be redeemed for a MO racing t-shirt with a highway safety message. The Missouri State Highway Patrol also encouraged seatbelt use by simulating a 5-mph car crash using the Seat Belt Convincer.



### **ALCOHOL & OTHER DRUGS**

As part of the Office of Highway Safety impaired driving program, grant funding was provided to purchase 3 BAT (Breath Alcohol Testing) Vans in the FY2015 budget year. These units were placed as follows:

#### ***Jefferson County Sheriff's Department:***

A 2012 Freightliner Chassis was used to build the Jefferson County Sheriff's Office BAT Van. Their existing 2007 Ford Econoline BAT Van was transferred to the Franklin County Sheriff's Office for continued use.

- Jefferson County conducted 17 checkpoints in the budget year. During those checkpoints they made:

23 arrests for DWI

12 arrests for DWI by Drugs

25 other Hazardous Moving Violations (HMV)

25 Driver's License arrests,

6 Felony arrests

30 drug arrests

18 Fugitive arrests

- Jefferson County also conducted DWI Wolfpack grant overtime projects. During these projects they made:

80 arrests for DWI

11 DWI by Drugs

972 other HMV

9 Minor in Possession (MIP)

86 Driver's License arrests

11 Felony arrests

25 drug arrests

104 Fugitive arrests



- In addition to the overtime funding, Jefferson County was provided funding for four officers to serve as a DWI Unit. During this budget year the DWI Unit made:
  - 86 arrests for DWI
  - 13 DWI by Drugs
  - 580 other HMV
  - 3 MIP arrests
  - 48 Driver's License arrests
  - 15 Felony arrests
  - 21 Drug arrests
  - 39 Fugitive arrests



**Platte County Sheriff's Department:**

The Platte County Sheriff's Office was selected to purchase a 2015 Ford Transit Van.

- Platte County conducted 12 checkpoints during the budget year along with conducting grant overtime projects for DWI Saturation. During these projects they made:
  - 53 arrests for DWI
  - 5 DWI by Drugs
  - 141 other HMV
  - 3 MIP arrests
  - 71 Driver's License arrests
  - 5 Felony arrests
  - 21 Drug arrests

**St. Charles County Sheriff's Department:**

The St. Charles County Sheriff's Office was selected to purchase a 2015 Nissan NV.

- St. Charles County conducted five checkpoints in the budget year along with conducting grant overtime projects for DWI Saturation. During these projects they made:
  - 25 arrests for DWI
  - 1 DWI by Drugs
  - 60 other HMV
  - 7 Driver's License arrests
  - 2 Felony arrests
  - 3 Drug arrests
  - 4 Fugitive arrests



- There were an additional 14 DWI arrests and one DWI by drug arrest made during the HMV grant project.

**Franklin County Sheriff's Department:**

The Franklin County Sheriff's Office took possession of the 2007 Ford Econoline BAT Van that was formerly assigned to the Jefferson County Sheriff's Department. The BAT Van graphics will be updated in the near future.

An older BAT Van owned by Franklin County will be reassigned to a new department in the

current budget year.



- Franklin County conducted five checkpoints during the budget year along with conducting grant overtime projects for DWI Saturation. During these projects they made:

- 15 arrests for DWI
- 4 DWI by drugs
- 272 other HMV
- 23 MIP arrests
- 25 Driver's License arrests
- 6 Felony arrests
- 14 Drug arrests
- 25 Fugitive arrests

### DISTRACTED DRIVERS

To help prevent distracted driving, the Missouri Coalition for Roadway Safety teamed up with KRCG-TV and Joe Machen's Ford to bring the problem into focus. Throughout the course of the campaign representatives of KRCG engaged high school and college students across the state in assemblies and campus meetings to educate on the importance of driving distraction free. Guest speakers from ThinkFirst Missouri shared first hand experiences and the consequences of distracted driving. During these visits students were encouraged to sign a pledge to drive distraction free, and place their name in the drawing for a new 2015 Ford Focus donated by Joe Machens Ford.



Charles Feldbush of Lebanon was the Stay Focused on the Road 2015 Ford Focus winner!

# IT ONLY TAKES

**ONE** text

**ONE** drink

**ONE** call

**ONE** reach

**ONE** distraction

**ONE** fatal moment

**ONE** CLICK can save your life.

**BUCKLE UP!**

**There's only** ONE **YOU.**

ARRIVE ALIVE [www.saveMOlives.com](http://www.saveMOlives.com)

**ONE**

### YOUNG DRIVERS


The creation of the IT ONLY TAKES ONE Teen Community Campaign occurred during this year. It Only Takes One is a competition between Missouri high schools to encourage safe driving habits. It is a chance for students to educate teens, parents and the community about the dangers teens face while driving. The end goal is to change attitudes and behaviors of youth behind the wheel, therefore, decreasing crashes and saving lives. The competition includes surprise safety belt checks, educational campaigns and the option to create a 30-second public service announcement. Winning schools are supported by the Missouri Coalition for Roadway Safety and additional sponsors. There were 134 schools participating in the It Only Takes One campaign during the 2015-2016 school year.

**OLDER DRIVERS**

The University of Missouri – St. Louis produced a training video regarding older driver fitness and the role of Missouri physicians in the driver licensing process. The 9-minute video presentation reviews driver fitness evaluation and use of Missouri DOR Form 1528 (<http://dor.mo.gov/forms/1528.pdf>). The video provides guidance for physicians and other clinicians (e.g., nurse practitioners) to complete a brief, yet thorough, evaluation of medical contributors to driver capability, with advice on how to document findings on the Physician Statement Form (1528). The video can be found at: <https://youtu.be/t7UyFTN0FCY>

# Driving & Older Patients

## Physician Responsibilities in Missouri



**VULNERABLE ROADWAY USERS**

A total of 31 participants attended the Ville/Greater Ville walk audit, 10 participants for the Dutchtown walk audit, and 14 participants for the JeffVanderLou walk audit. The participants consisted of members of each of the communities, local advocacy organizations, local non-profits, police, and concerned citizens. The walk audits led to choosing areas for pop up traffic calming demonstrations to address residents' concerns about people driving over the speed limit.



# APPENDIX A – HS 217 FINANCIAL REPORT

Missouri Highway Safety Plan Annual Report Budget  
as of December 4, 2015

Page 42 of 67

Program	Project	Description	Obligated Funds	Expended Funds
402	PA-2015-02-01-00	THSD-Planning and Administration	\$115,000.00	\$95,537.96
402		<b>Planning and Administration Total</b>	<b>\$115,000.00</b>	<b>\$95,537.96</b>
402	EM-2015-02-01-00	Univ of MO Curators-SafetyTrain for Em R	\$56,700.00	\$56,700.00
402		<b>Emergency Medical Services Total</b>	<b>\$56,700.00</b>	<b>\$56,700.00</b>
402	OP-2015-05-03-00	THSD-Child Passenger Safety Coordination	\$50,000.00	\$31,437.15
402		<b>Occupant Protection Total</b>	<b>\$50,000.00</b>	<b>\$31,437.15</b>
402	PT-2015-02-00-00	THSD-Statewide PTS	\$582,298.93	\$0.00
402	PT-2015-02-01-00	MO Southern State Univ-Law Enf Training	\$21,000.00	\$21,000.00
402	PT-2015-02-02-00	MSHP-Radar/EVOC/Instr Dev/Equip Material	\$100,280.00	\$50,205.68
402	PT-2015-02-03-00	MSHP-Skill Development	\$25,000.00	\$14,546.76
402	PT-2015-02-04-00	MO Safety Center-Instructor Dev Training	\$23,380.00	\$6,854.50
402	PT-2015-02-05-00	Arnold Police-Hazardous Moving Violation	\$12,600.00	\$12,599.97
402	PT-2015-02-07-00	Ballwin Police-Hazardous Moving Grant	\$6,560.00	\$6,558.34
402	PT-2015-02-08-00	Breckenridge Hills Police-BHPD Haz Movin	\$4,000.00	\$1,818.14
402	PT-2015-02-09-00	Brentwood Police-Citizen Safety Awarenes	\$12,500.00	\$11,806.52
402	PT-2015-02-10-00	Bridgeton Police-HMV	\$8,000.00	\$0.00
402	PT-2015-02-11-00	Byrnes Mill Police-Slow Down Arrive Safe	\$8,000.00	\$7,961.70
402	PT-2015-02-14-00	Chesterfield Police-HMV Enforcement	\$8,640.00	\$6,827.69
402	PT-2015-02-15-00	Creve Coeur Police-Speed/HMV Grant	\$9,000.00	\$8,977.15
402	PT-2015-02-16-00	Crystal City Police-HMV	\$13,500.00	\$11,410.65
402	PT-2015-02-17-00	Des Peres Public Safety-HMV	\$3,570.00	\$1,732.72
402	PT-2015-02-18-00	Eureka Police-Hazardous Moving Violation	\$15,000.00	\$11,454.20
402	PT-2015-02-19-00	Ferguson Police-HMV Enforcement	\$12,000.00	\$190.58
402	PT-2015-02-20-00	Festus Police-HMV Overtime Enforcement	\$18,000.00	\$15,310.26
402	PT-2015-02-21-00	Florissant Police-HMV	\$15,075.00	\$14,114.65
402	PT-2015-02-22-00	Franklin Co Sheriff-HMV Enforcement	\$20,000.00	\$19,351.97
402	PT-2015-02-23-00	Glendale Police-HMV	\$4,510.00	\$3,954.10
402	PT-2015-02-24-00	Belton Police-Hazardous Moving	\$10,858.00	\$9,133.93
402	PT-2015-02-25-00	Hazelwood Police-HMV	\$22,582.50	\$21,940.33
402	PT-2015-02-26-00	Herculaneum Police-HMV	\$3,000.00	\$2,888.00
402	PT-2015-02-27-00	Blue Springs Police-HMV	\$9,465.00	\$6,751.16
402	PT-2015-02-28-00	Buchanan Co Sheriff-HMV	\$9,672.30	\$9,617.04
402	PT-2015-02-29-00	Cameron Police-Highway Safety	\$3,500.00	\$3,335.26
402	PT-2015-02-30-00	Cass Co Sheriff-HMV	\$6,600.00	\$5,104.38
402	PT-2015-02-31-00	Chillicothe Police-HMV	\$8,000.19	\$4,581.74
402	PT-2015-02-32-00	Clay Co Sheriff-HMV Enforcement	\$8,000.00	\$5,784.06
402	PT-2015-02-34-00	Excelsior Springs Police-HMV	\$4,320.00	\$4,320.00
402	PT-2015-02-35-00	Gladstone Public Safety-HMV Enforcement	\$9,200.00	\$2,844.95
402	PT-2015-02-36-00	Grain Valley Police-HMV Enforcement	\$2,592.00	\$1,420.94
402	PT-2015-02-37-00	Grandview Police-HMV	\$12,000.00	\$11,817.01
402	PT-2015-02-38-00	Harrisonville Police-Speeding	\$4,000.00	\$2,669.46
402	PT-2015-02-39-00	Jackson Co Sheriff-HMV / LETSAC	\$25,000.01	\$13,949.02
402	PT-2015-02-40-00	Jefferson Co Sheriff-HMV	\$220,000.00	\$209,702.02
402	PT-2015-02-41-00	Kirkwood Police-HMV-Traffic Enforcement	\$10,000.00	\$10,000.00
402	PT-2015-02-42-00	Kansas City Police Commission-HMV Grant	\$210,000.45	\$209,716.61
402	PT-2015-02-43-00	Kearney Police-Crash/Injury Reduct Hwys	\$3,800.00	\$2,794.40
402	PT-2015-02-44-00	Lake Lotawana Police-HMV Enforcement	\$3,004.05	\$0.00
402	PT-2015-02-45-00	Lee's Summit Police-Hazardous Moving	\$31,492.12	\$27,627.70
402	PT-2015-02-46-00	Liberty Police-HMV	\$10,000.01	\$8,003.75
402	PT-2015-02-47-00	Livingston Co Sheriff-HMV Project	\$3,000.00	\$2,105.29
402	PT-2015-02-48-00	Lincoln Co Sheriff-HMV Project	\$10,000.00	\$9,434.19
402	PT-2015-02-49-00	Lake St Louis Police-H.M.V. Grant	\$6,000.00	\$5,935.70
402	PT-2015-02-50-00	Billings Police-HMV Enforcement	\$3,089.35	\$3,083.08

**Missouri Highway Safety Plan Annual Report Budget  
as of December 4, 2015**

<b>Program</b>	<b>Project</b>	<b>Description</b>	<b>Obligated Funds</b>	<b>Expended Funds</b>
402	PT-2015-02-51-00	THSD-PTS Program Coordination	\$250,000.00	\$201,764.65
402	PT-2015-02-52-00	MSHP-HMV Enforcement	\$240,000.00	\$219,159.51
402	PT-2015-02-53-00	Independence Police-HMV	\$182,980.00	\$182,980.00
402	PT-2015-02-54-00	North Kansas City Police-HMV	\$6,956.36	\$3,047.22
402	PT-2015-02-55-00	Peculiar Police-HMV Enforcement	\$3,947.00	\$1,405.00
402	PT-2015-02-56-00	Platte Co Sheriff-HMV Enforcement	\$12,106.19	\$12,102.56
402	PT-2015-02-57-00	Platte Co Sheriff-Traffic Safety Officer	\$20,434.50	\$18,952.46
402	PT-2015-02-58-00	Pleasant Hill Police-HMV	\$3,000.00	\$2,810.13
402	PT-2015-02-59-00	Raymore Police-HMV Enforcement	\$4,000.00	\$3,978.37
402	PT-2015-02-60-00	Raytown Police-Speed & Crash Reduction	\$11,850.00	\$566.98
402	PT-2015-02-61-00	Richmond Police-HMV Enforcement	\$2,500.04	\$2,482.14
402	PT-2015-02-62-00	Riverside Pub Safety-HMV Wolfpack Op	\$3,500.33	\$2,725.01
402	PT-2015-02-63-00	Sedalia Police-HMV	\$5,550.00	\$1,246.72
402	PT-2015-02-64-00	St Joseph Police-HMV Enforcement	\$6,480.00	\$6,480.00
402	PT-2015-02-65-00	Sugar Creek Police-HMV	\$3,120.00	\$0.00
402	PT-2015-02-66-00	Smithville Police-HMV Grant	\$4,127.55	\$2,617.74
402	PT-2015-02-67-00	Kansas City Police Comm-Adv Crash Invest	\$20,108.98	\$19,381.40
402	PT-2015-02-68-00	Manchester Police-Hazardous Driving Enf	\$5,075.00	\$4,744.92
402	PT-2015-02-69-00	Maryland Heights Police-Interstate Speed	\$11,755.49	\$8,141.16
402	PT-2015-02-70-00	Northwoods Police-Saving Lives by Drivin	\$3,000.00	\$2,998.51
402	PT-2015-02-71-00	O'Fallon Police-Speed/Red Lt Enf (HMV)	\$21,996.00	\$18,045.31
402	PT-2015-02-72-00	Olivette Police-HMV Enforcement	\$6,006.25	\$5,826.20
402	PT-2015-02-73-00	Overland Police-Hazardous & Speeding	\$8,296.00	\$6,985.33
402	PT-2015-02-74-00	Pacific Police-2015 HMV	\$7,490.25	\$6,571.82
402	PT-2015-02-75-00	Palmyra Police-HMV	\$3,000.00	\$615.69
402	PT-2015-02-76-00	Pevely Police-HMV Enforcement	\$7,050.00	\$6,100.74
402	PT-2015-02-77-00	St Ann Police-Speed Enforcement	\$7,500.00	\$5,556.86
402	PT-2015-02-78-00	St Charles City Police-HMV	\$15,040.00	\$15,017.89
402	PT-2015-02-79-00	St Charles Co Sheriff-HMV Enforcement	\$5,206.30	\$5,206.30
402	PT-2015-02-80-00	St Clair Police-Speed Enforcement	\$5,126.40	\$5,007.56
402	PT-2015-02-81-00	St John Police-HMV	\$8,037.00	\$8,037.00
402	PT-2015-02-82-00	St Louis Co Police-Highway Safety Unit	\$297,516.00	\$236,100.64
402	PT-2015-02-83-00	St Louis Metro Police-Haz Viol/Spd Enf	\$200,006.00	\$132,184.98
402	PT-2015-02-84-00	St Peters Police-HMV 2014-2015	\$22,472.50	\$22,470.39
402	PT-2015-02-85-00	Town & Country Police-HMV Reduction Proj	\$20,027.52	\$4,242.04
402	PT-2015-02-86-00	Troy Police-Hazardous Moving Violation	\$6,030.00	\$6,030.00
402	PT-2015-02-87-00	Univ City Police-HMV	\$2,520.00	\$2,022.11
402	PT-2015-02-88-00	Union Police-HMV Enforcement	\$10,017.00	\$9,672.00
402	PT-2015-02-90-00	Webster Groves Police-HMV FY 2015	\$4,808.35	\$4,794.32
402	PT-2015-02-91-00	Wentzville Police-HMV Project	\$7,515.30	\$7,470.23
402	PT-2015-02-92-00	THSD-2015 LETSAC	\$22,500.00	\$17,084.52
402	PT-2015-02-93-00	Bolivar Police-HMV Grant	\$3,300.00	\$3,250.90
402	PT-2015-02-94-00	Boone Co Sheriff-HMV Slowdown	\$27,736.00	\$19,321.41
402	PT-2015-02-95-00	Callaway Co Sheriff-Sheriff's Office	\$10,752.00	\$7,821.50
402	PT-2015-02-96-00	Cape Girardeau Co Sheriff-Seatbelt Enf	\$2,800.00	\$1,041.88
402	PT-2015-02-97-00	Camden Co Sheriff-HMV	\$7,504.00	\$0.00
402	PT-2015-02-98-00	Camdenton Police-Overtime Enforcement	\$1,250.00	\$944.68
402	PT-2015-02-99-00	Cape Girardeau Police-HMV Enforcement	\$6,496.00	\$6,202.08
402	PT-2015-02-A0-00	Charleston Public Safety-Equipment	\$5,053.00	\$2,941.00
402	PT-2015-02-A1-00	Christian Co Sheriff-HMV	\$5,087.40	\$4,771.54
402	PT-2015-02-A2-00	Cole Co Sheriff-HMV Enforcement	\$5,015.67	\$3,043.97
402	PT-2015-02-A3-00	Columbia Police-HMV	\$9,760.00	\$5,057.06
402	PT-2015-02-A6-00	Farmington Police-HMV	\$4,471.75	\$2,733.85

**Missouri Highway Safety Plan Annual Report Budget  
as of December 4, 2015**

<b>Program</b>	<b>Project</b>	<b>Description</b>	<b>Obligated Funds</b>	<b>Expended Funds</b>
402	PT-2015-02-A7-00	Greene Co Sheriff-HMV	\$80,000.00	\$53,932.51
402	PT-2015-02-A8-00	Greene Co Sheriff-HMV Unit	\$39,033.32	\$35,679.76
402	PT-2015-02-A9-00	Henry Co Sheriff-HMV Enforcement	\$5,381.50	\$5,380.19
402	PT-2015-02-B0-00	Hollister Police-HMV Enforcement	\$3,000.00	\$2,081.22
402	PT-2015-02-B1-00	Howell Co Sheriff-HMV	\$5,000.00	\$4,125.03
402	PT-2015-02-B2-00	Jackson Police-HMV Enforcement	\$5,250.00	\$4,878.65
402	PT-2015-02-B3-00	Jasper Co Sheriff-HMV	\$10,650.00	\$8,176.94
402	PT-2015-02-B4-00	Jefferson City Police-HMV Enforcement	\$19,997.34	\$18,037.63
402	PT-2015-02-B5-00	Joplin Police-HMV Overtime	\$12,100.00	\$9,523.33
402	PT-2015-02-B6-00	Kennett Police-Speed & HMV Enforcement	\$3,500.00	\$3,452.66
402	PT-2015-02-B7-00	Lawrence Co Sheriff-HMV Enforcement	\$3,294.48	\$3,064.70
402	PT-2015-02-B9-00	Miller Co Sheriff-Traffic Safety Enforce	\$3,000.00	\$780.00
402	PT-2015-02-C0-00	Mountain View Police-HMV	\$1,500.00	\$1,257.10
402	PT-2015-02-C1-00	Neosho Police-HMV	\$2,485.00	\$1,367.10
402	PT-2015-02-C2-00	Nevada Police-HMV Enforcement	\$6,695.00	\$6,557.45
402	PT-2015-02-C3-00	Newton Co Sheriff-HMV	\$6,800.00	\$6,528.14
402	PT-2015-02-C4-00	Nixa Police-Hazardous Moving Violations	\$10,000.00	\$1,564.49
402	PT-2015-02-C5-00	Osage Beach Police-Hazardous Moving Enf	\$4,983.00	\$4,207.49
402	PT-2015-02-C6-00	Ozark Police-Hazardous Moving Violation	\$3,990.00	\$3,896.93
402	PT-2015-02-C7-00	Phelps Co Sheriff-Hazardous Moving Grant	\$5,000.00	\$4,620.08
402	PT-2015-02-C8-00	Potosi Police-Hazardous Moving Violation	\$5,500.00	\$4,590.74
402	PT-2015-02-C9-00	Republic Police-Safety is our First Prio	\$3,500.00	\$0.00
402	PT-2015-02-D0-00	Rolla Police-Hazardous Moving Violation	\$6,000.00	\$5,413.22
402	PT-2015-02-D1-00	Scott City Police-HMV Enforcement	\$1,992.99	\$1,680.88
402	PT-2015-02-D2-00	Scott Co Sheriff-HMV	\$5,275.00	\$4,075.00
402	PT-2015-02-D3-00	Springfield Police-HMV	\$76,320.20	\$69,960.55
402	PT-2015-02-D4-00	St Robert Police-HMV	\$3,504.00	\$3,477.55
402	PT-2015-02-D5-00	Stone Co Sheriff-Hazardous	\$5,200.00	\$5,032.80
402	PT-2015-02-D6-00	THSD-Statewide HMV	\$39,275.90	\$36,755.86
402	PT-2015-02-D7-00	Washington Co Sheriff-HMV	\$6,114.00	\$4,552.96
402	PT-2015-02-D8-00	Wayne Co Sheriff-HMV Enforcement	\$6,315.96	\$4,547.68
402	PT-2015-02-D9-00	Webb City Police-HMV Enforcement	\$7,980.00	\$7,979.90
402	PT-2015-02-E0-00	Webster Co Sheriff-HMV Enf 2014-2015	\$5,000.00	\$4,415.89
402	PT-2015-02-E1-00	West Plains Police-HMV 2015	\$4,000.00	\$2,815.45
402	PT-2015-02-E2-00	Willow Springs Police-HMV	\$3,300.00	\$1,388.53
402	PT-2015-02-E3-00	THSD-Public Info & Education General	\$20,000.00	\$0.00
402	PT-2015-02-E4-00	THSD-PI Creative Services	\$30,000.00	\$30,000.00
402	PT-2015-02-E5-00	THSD-402 Training Survey Assessments	\$203,500.00	\$98,301.46
402	PT-2015-02-E6-00	Washington Police-Hazardous Moving Viola	\$8,300.50	\$8,279.78
402	PT-2015-02-E7-00	St Charles Co Police-HMV Enforcement	\$15,293.70	\$10,441.22
402	PT-2015-02-E8-00	MO Police Chiefs Assoc-2015 LETSAC Confe	\$22,500.00	\$22,128.52
402		<b>Police Traffic Services Total</b>	<b>\$3,860,499.93</b>	<b>\$2,605,941.27</b>
402	AI-2015-04-01-00	MO Safety Center-Crash InvestTraining	\$57,356.58	\$47,557.23
402	AI-2015-04-02-00	MSHP-Accident Investigation	\$98,952.00	\$57,169.70
402		<b>Accident Investigation Total</b>	<b>\$156,308.58</b>	<b>\$104,726.93</b>
402	CP-2015-09-01-00	Cape Girardeau Safe Comm-Team Spirit	\$183,554.72	\$137,855.49
402	CP-2015-09-02-00	MO Youth Adult All-MO It Only Takes One	\$29,254.50	\$24,973.29
402	CP-2015-09-03-00	Univ of MO Curators-ThinkFirst MO	\$451,181.00	\$448,541.70
402	CP-2015-09-04-00	THSD-Young Driver Project	\$43,990.00	\$43,650.20
402	CP-2015-09-05-00	Mercy Hospital-Injury Prevention, Vehicl	\$41,225.70	\$8,830.52
402		<b>Community Traffic Safety Project Total</b>	<b>\$749,205.92</b>	<b>\$663,851.20</b>
402	DE-2015-02-01-00	THSD-Mature Driver Program	\$5,000.00	\$0.00
402	DE-2015-02-02-00	MO Police Chfs Assoc-Law Enf Driving Tr	\$51,130.00	\$42,655.00

**Missouri Highway Safety Plan Annual Report Budget  
as of December 4, 2015**

Program	Project	Description	Obligated Funds	Expended Funds
402	DE-2015-02-03-00	Curators Univ of MO St.L-Imprv Older Dri	\$100,015.02	\$87,528.90
402	DE-2015-02-04-00	MO Sheriffs Assoc-Emerg Veh Op Training	\$12,650.00	\$8,193.75
402	DE-2015-02-05-00	MO Safety Center-Driver Improvement Prog	\$36,413.16	\$34,709.65
402		<b>Driver Education Total</b>	<b>\$205,208.18</b>	<b>\$173,087.30</b>
402	DL-2015-02-01-00	Washington Univ St. L-Evaluating Driving	\$155,320.20	\$152,914.94
402	DL-2015-02-02-00	Washington Univ St. L-Expanding Fitness	\$96,438.35	\$94,951.28
402		<b>Driver Licensing Total</b>	<b>\$251,758.55</b>	<b>\$247,866.22</b>
402	RH-2015-02-01-00	Missouri Operation Lifesaver	\$30,010.00	\$25,467.03
402		<b>Railroad/Highway Crossings Total</b>	<b>\$30,010.00</b>	<b>\$25,467.03</b>
402	RS-2015-11-01-00	THSD-TEAP	\$60,000.00	\$59,518.76
402	RS-2015-11-02-00	THSD-MoDOT Traffic Safety Conference	\$36,000.00	\$29,821.55
402		<b>Roadway Safety Total</b>	<b>\$96,000.00</b>	<b>\$89,340.31</b>
402	SA-2015-09-01-00	Cape Girardeau-Safe Communities Program	\$81,172.58	\$64,658.37
402	SA-2015-09-03-00	Safety & Hlth Council West MO/KS-Traffic	\$101,103.72	\$93,540.66
402	SA-2015-09-04-00	St Joseph Safety & Health-Task Force	\$66,090.00	\$59,418.46
402	SA-2015-09-05-00	Safety Council of Ozarks-SW MO Traffic S	\$83,473.60	\$0.00
402		<b>Safe Communities Total</b>	<b>\$331,839.90</b>	<b>\$217,617.49</b>
402	SE-2015-02-01-00	MSHP-Speed Enforcement	\$102,000.00	\$99,582.19
402		<b>Speed Enforcement Total</b>	<b>\$102,000.00</b>	<b>\$99,582.19</b>
402	CR-2015-05-01-00	THSD-CPS Training	\$9,468.62	\$9,447.13
402	CR-2015-05-02-00	THSD-Car Seat Distribution	\$12,555.00	\$12,555.00
402	CR-2015-05-03-00	Safey & Hlth Council of West MO/KS-CPS T	\$47,556.38	\$31,560.65
402		<b>Child Restraint Total</b>	<b>\$69,580.00</b>	<b>\$53,562.78</b>
402	PM-2015-02-01-00	THSD-Work Zone Awareness 2015 Media	\$50,000.00	\$50,000.00
402	PM-2015-02-02-00	THSD-Motorcyclist Safety Initiatives	\$80,000.00	\$55,000.00
402		<b>Paid Advertising Total</b>	<b>\$130,000.00</b>	<b>\$105,000.00</b>
402	YA-2015-03-06-00	Webster Co Sheriff-Youth Alc Enf 2014-15	\$2,500.00	\$2,127.49
402		<b>Youth Alcohol Total</b>	<b>\$2,500.00</b>	<b>\$2,127.49</b>
<b>NHTSA 402 Total</b>			<b>\$6,206,611.06</b>	<b>\$4,571,845.32</b>

2011	K3-2015-05-00-00	THSD-Statewide CPS	\$0.00	\$0.00
2011	K3-2015-05-01-00	THSD-Low Income CPS Training	\$5,630.91	\$5,630.91
2011		<b>2011 Child Seat Incentive Total</b>	<b>\$5,630.91</b>	<b>\$5,630.91</b>
2011	K3PM-2015-05-01-00	THSD-CPS Paid Media	\$54,288.00	\$54,288.00
2011		<b>2011 Paid Media Total</b>	<b>\$54,288.00</b>	<b>\$54,288.00</b>
<b>2011 Child Seats Total</b>			<b>\$59,918.91</b>	<b>\$59,918.91</b>

154	154AL-2015-AL-00-00	THSD-Statewide 154AL Program	\$453,690.65	\$0.00
154	154AL-2015-AL-01-00	MO Safety Center-Imp Drive Counter Meas	\$733,694.95	\$674,484.60
154	154AL-2015-AL-02-00	DOR-Attorney & Legal Assistant	\$124,301.91	\$113,317.51
154	154AL-2015-AL-03-00	DOR-DOR & Law Enforcement Training	\$26,120.00	\$16,999.49
154	154AL-2015-AL-04-00	MADD-MADD Court Monitoring Project	\$119,156.00	\$105,205.06
154	154AL-2015-AL-05-00	OSCA-DWI Court Project	\$359,411.60	\$179,721.86
154	154AL-2015-AL-06-00	MADD-MADD's Power of Parents Program	\$50,614.00	\$26,341.57
154	154AL-2015-AL-07-00	Safe & Sober, Inc-MO Safe & Sober	\$264,100.00	\$263,548.64
154	154AL-2015-AL-08-00	Arnold Police-Sobriety Checkpoint	\$7,750.00	\$7,749.99
154	154AL-2015-AL-09-00	Univ of MO Curators-SMART, CHEERS, Drive	\$373,818.06	\$373,033.37
154	154AL-2015-AL-10-00	THSD-Youth Alcohol Project	\$18,000.00	\$14,869.24
154	154AL-2015-AL-11-00	Arnold Police-DWI Saturation Patrol	\$14,870.00	\$14,869.98
154	154AL-2015-AL-12-00	Ballwin Police-DWI Grant	\$10,250.00	\$10,245.30
154	154AL-2015-AL-13-00	Breckenridge Hills Police-Sob Ckpt & DWI	\$7,500.00	\$1,927.31
154	154AL-2015-AL-14-00	Byrnes Mill Police-DWI Safety Grant	\$8,000.00	\$7,594.98
154	154AL-2015-AL-15-00	Chesterfield Police-DWI Enforcement	\$6,480.00	\$3,255.66



**Missouri Highway Safety Plan Annual Report Budget  
as of December 4, 2015**

Program	Project	Description	Obligated Funds	Expended Funds
154	154AL-2015-AL-16-00	Clark Co Sheriff-Driving Impaired by You	\$3,500.00	\$3,285.78
154	154AL-2015-AL-17-00	Edmundson Police-Impaired Driver Impact	\$4,000.00	\$0.00
154	154AL-2015-AL-18-00	Ellisville Police-DWI Enforcement	\$7,500.00	\$2,639.52
154	154AL-2015-AL-19-00	Festus Police-DWI Overtime Enforcement	\$15,000.00	\$8,791.28
154	154AL-2015-AL-20-00	Franklin Co Sheriff-DWI Enforcement	\$15,000.00	\$14,421.33
154	154AL-2015-AL-21-00	Hazelwood Police-BAT Van Operator	\$6,500.00	\$4,009.43
154	154AL-2015-AL-22-00	Belton Police-Sobriety Check Point	\$10,885.00	\$7,981.26
154	154AL-2015-AL-23-00	Benton Co Sheriff-DWI Enforcement	\$5,000.00	\$4,846.33
154	154AL-2015-AL-24-00	Cartersville Police-Operation Zero Tolera	\$5,600.00	\$4,638.55
154	154AL-2015-AL-25-00	Belton Police-DWI Enforcement	\$4,767.00	\$3,798.66
154	154AL-2015-AL-26-00	Blue Springs Police-Wolfpack DWI Enf	\$6,750.00	\$2,422.23
154	154AL-2015-AL-27-00	Blue Springs Police-Sobriety Ckpoints	\$9,000.00	\$3,490.48
154	154AL-2015-AL-28-00	Cass Co Sheriff-Alcohol Enforcement	\$14,453.00	\$7,438.50
154	154AL-2015-AL-29-00	Clay Co Sheriff-DWI Enforcement	\$4,800.00	\$3,868.64
154	154AL-2015-AL-31-00	Clay Co Sheriff-Youth Alcohol Enf	\$3,500.16	\$1,248.18
154	154AL-2015-AL-32-00	Clay Co Sheriff-DWI Enforcement	\$6,000.00	\$1,569.46
154	154AL-2015-AL-33-00	Excelsior Springs Police-DWI Enforcement	\$3,240.00	\$3,240.00
154	154AL-2015-AL-34-00	Excelsior Springs Police-Clay/Platte TS	\$3,840.00	\$3,034.21
154	154AL-2015-AL-35-00	Gladstone Public Safety-Enforc of Undera	\$3,000.20	\$2,920.59
154	154AL-2015-AL-36-00	Gladstone Public Safety-DWI Enforcement	\$11,000.00	\$5,307.38
154	154AL-2015-AL-37-00	Grain Valley Police-DWI Enforcement	\$3,240.00	\$3,230.88
154	154AL-2015-AL-38-00	Harrisonville Police-DWI/Sobriety Ckpt	\$4,000.00	\$1,536.82
154	154AL-2015-AL-39-00	Grandview Police-Checkpoints	\$13,000.00	\$12,389.08
154	154AL-2015-AL-40-00	Jackson Co Sheriff-Sobriety Checkpoint	\$50,000.21	\$19,592.75
154	154AL-2015-AL-41-00	Jackson Co Sheriff-DWI Unit Salary	\$160,255.22	\$139,910.21
154	154AL-2015-AL-42-00	Jackson Co Sheriff-Wolf Pack-Saturation	\$40,000.45	\$15,412.26
154	154AL-2015-AL-43-00	KC Bd of Police Comm-Sobriety Ckpoint	\$152,500.00	\$147,220.04
154	154AL-2015-AL-44-00	KC Bd Police Comm-Youth Alcohol	\$22,000.00	\$21,290.65
154	154AL-2015-AL-45-00	KC Bd Police Comm-DWI Enforcement	\$123,932.00	\$123,931.12
154	154AL-2015-AL-46-00	Kearney Police-DWI Extra Patrol	\$3,800.00	\$2,305.18
154	154AL-2015-AL-47-00	Lake Lotawana Police-DWI Enforcement	\$2,746.56	\$0.00
154	154AL-2015-AL-48-00	Liberty Police-DWI Enforcement	\$6,193.80	\$2,177.58
154	154AL-2015-AL-49-00	Livingston Co Sheriff-DWI Project	\$5,000.00	\$1,829.01
154	154AL-2015-AL-50-00	Lake St. Louis Police-Sobriety Ckpoint	\$6,000.00	\$3,462.91
154	154AL-2015-AL-51-00	Billings Police-DWI Enforcement	\$3,089.35	\$2,601.16
154	154AL-2015-AL-52-00	Jackson Co Sheriff-DWI Enforcement	\$7,800.00	\$6,919.69
154	154AL-2015-AL-53-00	Marshall Police-Sobriety Checkpoints	\$7,714.53	\$7,577.80
154	154AL-2015-AL-54-00	Oak Grove Police-DWI Enforcement	\$4,129.32	\$2,802.44
154	154AL-2015-AL-55-00	Pleasant Hill Police-S.T.E.P DWI Grant	\$5,000.00	\$4,769.51
154	154AL-2015-AL-56-00	Raymore Police-Sobriety Ckpt/DWI Enf	\$7,000.00	\$6,968.38
154	154AL-2015-AL-57-00	Riverside Public Safety-DWI Enforcement	\$8,053.89	\$8,052.88
154	154AL-2015-AL-58-00	Sedalia Police-DWI Enforcement	\$11,487.00	\$1,789.24
154	154AL-2015-AL-59-00	Smithville Police-Joint Clay-Platte DWI	\$4,147.20	\$4,128.88
154	154AL-2015-AL-60-00	Smithville Police-DWI Wolfpack	\$5,220.98	\$2,922.44
154	154AL-2015-AL-61-00	Platte Co Sheriff-Sobriety Ckpoints/Wolf	\$21,755.31	\$21,755.31
154	154AL-2015-AL-62-00	Maryland Heights Police-DWI Sat Patrol	\$5,689.42	\$4,878.22
154	154AL-2015-AL-63-00	St Charles Police-Sat Patrol/Wolf Pk Enf	\$15,040.00	\$15,036.40
154	154AL-2015-AL-64-00	St Peters Police-DWI Enforcement	\$11,992.32	\$11,923.04
154	154AL-2015-AL-65-00	Vinita Park Police-Safe Roads Lead Home	\$5,000.00	\$3,201.26
154	154AL-2015-AL-66-00	Barton Co Sheriff-Sobriety Checkpoint	\$2,500.00	\$147.80
154	154AL-2015-AL-67-00	Bolivar Police-DWI Enforcement	\$6,637.50	\$6,633.59
154	154AL-2015-AL-68-00	Boone Co Sheriff-FT DWI/Traffic Unit	\$69,031.60	\$45,645.34
154	154AL-2015-AL-69-00	Boone Co Sheriff-Sob Ckpt/Sat Patrols	\$25,180.00	\$9,520.83

**Missouri Highway Safety Plan Annual Report Budget  
as of December 4, 2015**

<b>Program</b>	<b>Project</b>	<b>Description</b>	<b>Obligated Funds</b>	<b>Expended Funds</b>
154	154AL-2015-AL-70-00	Branson Police-DWI Enforcement	\$5,000.00	\$4,799.43
154	154AL-2015-AL-71-00	Butler Co Sheriff-DWI Traffic Enfor 2014	\$8,465.75	\$7,154.23
154	154AL-2015-AL-72-00	Cape Girardeau Police-DWI OT Enforcement	\$10,500.00	\$4,763.37
154	154AL-2015-AL-73-00	Camden Co Sheriff-DWI Enforcement	\$15,008.00	\$2,994.87
154	154AL-2015-AL-74-00	Cape Girardeau Co Sheriff-DWI Enf/Sat Ck	\$17,024.00	\$7,358.89
154	154AL-2015-AL-75-00	Cape Girardeau Police-Sobriety Ckpoint	\$6,552.00	\$6,508.16
154	154AL-2015-AL-76-00	Carthage Police-DWI Enf & Checkpoints	\$3,125.00	\$2,330.01
154	154AL-2015-AL-77-00	Caruthersville Police-SE DWI Task Force	\$5,500.00	\$2,168.28
154	154AL-2015-AL-78-00	Charleston Public Safety-DWI Enf & Ckpt	\$4,004.00	\$289.94
154	154AL-2015-AL-79-00	Christian Co Sheriff-DWI Enforcement	\$10,905.00	\$7,613.03
154	154AL-2015-AL-80-00	Cole Co Sheriff-DWI Enf & Sob Ckpoints	\$23,976.59	\$8,095.73
154	154AL-2015-AL-81-00	Columbia Police-FT DWI Enforcement Unit	\$74,652.40	\$43,535.60
154	154AL-2015-AL-82-00	Columbia Police-DWI Enforcement	\$28,060.00	\$19,910.01
154	154AL-2015-AL-83-00	Crocker Police-Sobriety Ckpt & DWI Sat	\$4,416.00	\$4,416.00
154	154AL-2015-AL-84-00	Cuba Police-Sobriety Checkpoints	\$3,700.00	\$0.00
154	154AL-2015-AL-85-00	Dexter Police-Sobriety Ckpoint / Roving	\$14,577.00	\$12,985.23
154	154AL-2015-AL-86-00	Eldon Police-DWI Grant	\$2,983.50	\$0.00
154	154AL-2015-AL-87-00	Gasconade Co Sheriff-DWI Enforcement	\$3,997.50	\$0.00
154	154AL-2015-AL-88-00	Greene Co Sheriff-DWI Enforcement	\$84,151.00	\$84,150.74
154	154AL-2015-AL-89-00	Greene Co Sheriff-DWI Unit	\$57,701.09	\$55,689.65
154	154AL-2015-AL-90-00	Hollister Police-DWI Enforcement	\$3,000.00	\$1,514.14
154	154AL-2015-AL-91-00	Howell Co Sheriff-DWI Enforcement	\$6,500.00	\$4,519.46
154	154AL-2015-AL-92-00	Jackson Police-DWI Enforcement	\$5,520.00	\$4,577.28
154	154AL-2015-AL-93-00	Jasper Co Sheriff-DWI Enforcement	\$23,000.00	\$13,315.34
154	154AL-2015-AL-94-00	Jasper Police-DWI Enforcement	\$1,494.00	\$549.00
154	154AL-2015-AL-95-00	Jefferson City Police-DWI Enforcement	\$25,007.76	\$23,811.13
154	154AL-2015-AL-96-00	Joplin Police-DWI Enf & Youth Alcohol	\$12,380.00	\$6,949.22
154	154AL-2015-AL-97-00	Joplin Police-FT DWI Unit	\$62,050.00	\$60,000.00
154	154AL-2015-AL-98-00	Kennett Police-PD & Task Force Ckpoints	\$8,400.00	\$7,605.19
154	154AL-2015-AL-99-00	Kennett Police-DWI Enforcement	\$14,500.00	\$13,255.96
154	154AL-2015-AL-A0-00	Lamar Police-You Drink & Drive We Provid	\$2,500.00	\$1,974.94
154	154AL-2015-AL-A1-00	Lawrence Co Sheriff-DWI Enforcement	\$11,130.00	\$9,324.56
154	154AL-2015-AL-A2-00	Leadington Police-Arrive Alive	\$2,385.00	\$1,990.12
154	154AL-2015-AL-A3-00	Lebanon Police-Sobriety Checkpoint	\$5,770.00	\$4,588.90
154	154AL-2015-AL-A4-00	Miller Co Sheriff-Drunk Driver Enf	\$3,000.00	\$560.00
154	154AL-2015-AL-A5-00	Monett Police-DWI Enf & Sob Ckpoints	\$3,865.00	\$1,750.79
154	154AL-2015-AL-A6-00	Morgan Co Sheriff-Safety on our Highways	\$3,000.00	\$2,645.00
154	154AL-2015-AL-A7-00	Mountain View Police-DWI Checkpoints	\$3,000.00	\$2,173.78
154	154AL-2015-AL-A8-00	Neosho Police-DWI Enforcement	\$6,370.00	\$5,297.49
154	154AL-2015-AL-A9-00	Nevada Police-DWI Enforcement	\$3,975.00	\$3,599.06
154	154AL-2015-AL-B0-00	Newton Co Sheriff-DWI	\$7,977.50	\$6,701.03
154	154AL-2015-AL-B1-00	Nixa Police-DWI Enforcement	\$17,000.00	\$3,372.66
154	154AL-2015-AL-B2-00	Oronogo Police-DWI Enforcement	\$1,296.00	\$0.00
154	154AL-2015-AL-B3-00	Oronogo Police-SW MO DWI Taskforce	\$1,530.00	\$438.25
154	154AL-2015-AL-B4-00	Osage Beach Police-DWI Enforcement	\$4,488.00	\$3,155.78
154	154AL-2015-AL-B5-00	Ozark Police-DWI Enforcement	\$3,780.00	\$3,642.46
154	154AL-2015-AL-B6-00	Ozark Police-Sobriety Checkpoint	\$5,000.00	\$1,507.98
154	154AL-2015-AL-B7-00	Phelps Co Sheriff-DWI Enforcement	\$9,000.00	\$6,326.14
154	154AL-2015-AL-B8-00	Potosi Police-DWI Enforcement	\$8,495.00	\$7,812.72
154	154AL-2015-AL-B9-00	Republic Police-DWI Enf & Sob Checkpoint	\$12,000.00	\$0.00
154	154AL-2015-AL-C0-00	Rolla Police-DWI Enf & Sob Checkpoint	\$16,985.00	\$11,731.76
154	154AL-2015-AL-C1-00	Scott Co Sheriff-SE MO DWI Task Force	\$7,320.00	\$5,932.50
154	154AL-2015-AL-C2-00	Sikeston Public Safety-SE MO DWI Task Fo	\$3,261.60	\$0.00

**Missouri Highway Safety Plan Annual Report Budget  
as of December 4, 2015**

Program	Project	Description	Obligated Funds	Expended Funds
154	154AL-2015-AL-C3-00	Scott Co Sheriff-DWI Enforcement	\$3,990.00	\$2,297.50
154	154AL-2015-AL-C4-00	Springfield Police-DWI Enf & Sob Checkpt	\$100,045.00	\$95,174.66
154	154AL-2015-AL-C5-00	St Robert Police-DWI Enforcement	\$8,951.32	\$7,676.10
154	154AL-2015-AL-C6-00	Ste Genevieve Co Sheriff-Impaired Dr Enf	\$11,500.00	\$7,777.45
154	154AL-2015-AL-C7-00	Stone Co Sheriff-DWI Wolf Pack	\$11,000.00	\$6,477.24
154	154AL-2015-AL-C8-00	Sullivan Police-DWI Enforcement	\$2,993.76	\$2,289.01
154	154AL-2015-AL-C9-00	Washington Co Sheriff-DWI Enforcement	\$5,700.00	\$5,667.32
154	154AL-2015-AL-D0-00	Waynesville Police-2014 Police Traffic E	\$3,075.00	\$2,933.12
154	154AL-2015-AL-D1-00	Webb City Police-DWI Saturation Patrols	\$12,180.00	\$7,493.63
154	154AL-2015-AL-D2-00	Webster Co Sheriff-DWI Enf 14-15 Webster	\$18,995.00	\$18,449.55
154	154AL-2015-AL-D3-00	West Plains Police-Sobriety Checkpoints	\$3,435.84	\$1,392.91
154	154AL-2015-AL-D4-00	Willow Springs Police-Sobriety Checkpoin	\$12,000.00	\$8,591.05
154	154AL-2015-AL-D5-00	MSHP-DWI Tracking System(DWITS)	\$6,650.00	\$2,788.33
154	154AL-2015-AL-D6-00	THSD-Alcohol Enforcement Equipment	\$79,700.00	\$40,820.25
154	154AL-2015-AL-D7-00	THSD-Impaired Driving Paid Media Campaig	\$834,000.00	\$833,695.58
154	154AL-2015-AL-D8-00	Cleveland Police-STEP County Wide	\$2,103.75	\$750.75
154	154AL-2015-AL-D9-00	Barry Co Sheriff-DWI Enforcement	\$4,000.00	\$1,939.05
154		<b>154 Alcohol Total</b>	<b>\$5,349,827.55</b>	<b>\$4,105,278.38</b>
<b>154 Transfer Funds Total</b>			<b>\$5,349,827.55</b>	<b>\$4,105,278.38</b>

164	164HE-2015-HE-01-00	MoDOT Financial Services-2015 164 HE	\$6,039,436.20	\$6,039,436.20
164		<b>164 Hazard Elimination Total</b>	<b>\$6,039,436.20</b>	<b>\$6,039,436.20</b>
<b>164 Transfer Funds Total</b>			<b>\$6,039,436.20</b>	<b>\$6,039,436.20</b>

405b Low	M2HVE-2015-05-01-00	Eureka Police-Occupant Protection Enf	\$6,770.88	\$5,873.15
405b Low	M2HVE-2015-05-02-00	Edmundson Police-2015 Occupant Prot	\$6,500.00	\$0.00
405b Low	M2HVE-2015-05-03-00	Adair Co Sheriff-Click It or Ticket	\$6,000.00	\$5,936.00
405b Low	M2HVE-2015-05-04-00	Arnold Police-Occupant Protection Compl	\$12,600.00	\$12,600.00
405b Low	M2HVE-2015-05-05-00	Ballwin Police-Occupant Protection	\$3,690.00	\$3,600.47
405b Low	M2HVE-2015-05-06-00	Byrnes Mill Police-Click It or Ticket	\$3,000.00	\$2,999.40
405b Low	M2HVE-2015-05-07-00	Calverton Park Police-Click it or Ticket	\$2,700.00	\$2,700.00
405b Low	M2HVE-2015-05-08-00	Creve Coeur Police-Click It or Ticket	\$6,600.00	\$6,526.29
405b Low	M2HVE-2015-05-09-00	Florissant Police-Occupant Protection	\$5,000.00	\$4,993.54
405b Low	M2HVE-2015-05-10-00	Hazelwood Police-Occupant Protection	\$12,500.00	\$12,493.02
405b Low	M2HVE-2015-05-11-00	Kirkwood Police-Seatbelt Enforcement	\$12,500.00	\$10,840.29
405b Low	M2HVE-2015-05-12-00	MSHP-Click It or Ticket Enforcement	\$121,680.00	\$116,249.96
405b Low	M2HVE-2015-05-13-00	Maryland Heights Police-Safety & Drivers	\$2,121.77	\$1,002.86
405b Low	M2HVE-2015-05-14-00	Overland Police-Occupant Protection	\$4,100.00	\$1,177.99
405b Low	M2HVE-2015-05-15-00	Pevely Police-Occupant Protection Enf	\$5,760.00	\$3,842.72
405b Low	M2HVE-2015-05-16-00	St Charles City Police-Occupant Protect	\$5,640.00	\$5,569.88
405b Low	M2HVE-2015-05-17-00	St Louis Co Police-Occupant Protect Enf	\$40,000.00	\$17,563.25
405b Low	M2HVE-2015-05-18-00	Webster Groves Police-Occupant Protect 2	\$6,000.00	\$5,975.22
405b Low	M2HVE-2015-05-19-00	Wentzville Police-Click It or Ticket	\$5,202.90	\$5,186.55
405b Low	M2HVE-2015-05-20-00	Missouri Safety Center-Enforcement CIOT	\$288,153.13	\$136,579.74
405b Low	M2HVE-2015-05-22-00	Missouri Safety Center-Enforcement CPS W	\$96,553.13	\$45,170.39
405b Low	M2HVE-2015-05-23-00	Chillicothe Police-Occupant Protection	\$4,000.14	\$0.00
405b Low	M2HVE-2015-05-24-00	Gladstone Public Safety-Occupant Protect	\$2,000.00	\$0.00
405b Low	M2HVE-2015-05-25-00	Grandview Police-Seatbelt Enforcement	\$15,000.00	\$14,932.46
405b Low	M2HVE-2015-05-26-00	Kansas City Police Comm-Occupant Protect	\$60,000.05	\$58,706.50
405b Low	M2HVE-2015-05-27-00	Missouri Safety Center-Enforcement Youth	\$94,603.13	\$40,936.79
405b Low	M2HVE-2015-05-28-00	Columbia Police-Occupant Protection Enf	\$3,240.00	\$578.67
405b Low	M2HVE-2015-05-29-00	Eldon Police-Seat Belt Ticket	\$2,983.50	\$0.00
405b Low	M2HVE-2015-05-30-00	Leadington Police-Safety Belt Enf	\$2,000.00	\$1,996.50

**Missouri Highway Safety Plan Annual Report Budget  
as of December 4, 2015**

Program	Project	Description	Obligated Funds	Expended Funds
405b Low	M2HVE-2015-05-31-00	THSD-Click It or Ticket	\$350,000.00	\$244,899.76
405b Low	M2HVE-2015-05-32-00	THSD-Youth Seat Belt Media Campaign	\$300,000.00	\$300,000.00
405b Low	M2HVE-2015-05-33-00	THSD-Child Passenger Safety Pd Media	\$150,000.00	\$149,934.61
405b Low		<b>405b Low HVE Total</b>	<b>\$1,636,898.63</b>	<b>\$1,218,866.01</b>
405b Low	M2PE-2015-05-01-00	THSD-TWEEN Safety Program	\$60,000.00	\$15,060.21
405b Low	M2PE-2015-05-05-00	Trailnet-Pedestrian Ed for St Louis City	\$4,914.66	\$4,777.49
405b Low		<b>405b Low Public Education Total</b>	<b>\$64,914.66</b>	<b>\$19,837.70</b>
405b Low	M2CPS-2015-05-01-00	THSD-CPS Program Activities	\$20,000.00	\$16,167.75
405b Low	M2CPS-2015-05-02-00	Lincoln Co Health Dept-2015 CPS Summit	\$10,000.00	\$2,717.25
405b Low		<b>405b Low Community CPS Services Total</b>	<b>\$30,000.00</b>	<b>\$18,885.00</b>
405b Low	M2CSS-2015-05-01-00	THSD-Child Safety Seats MAP 21	\$63,000.00	\$40,232.50
405b Low		<b>405b Low CSS Purchase/Distribution Total</b>	<b>\$63,000.00</b>	<b>\$40,232.50</b>
405b Low	M2OP-2015-05-01-00	Missouri Safety Center-Survey Teen (HS)	\$73,064.59	\$72,284.74
405b Low	M2OP-2015-05-02-00	Missouri Safety Center-Statewide Seat Be	\$156,746.98	\$144,687.81
405b Low		<b>405b Low OP Information System Total</b>	<b>\$229,811.57</b>	<b>\$216,972.55</b>
405b Low	M2X-2015-05-00-00	THSD-Statewide 405b OP Low	\$617,530.00	\$0.00
405b Low		<b>405b OP Low Total</b>	<b>\$617,530.00</b>	<b>\$0.00</b>
<b>MAP 21 405b OP Low Total</b>			<b>\$2,642,154.86</b>	<b>\$1,514,793.76</b>

450c	M3DA-2015-04-00-00	THSD-Statewide 405c Data Program	\$440,830.04	\$0.00
450c	M3DA-2015-04-01-00	THSD-Engineering Coordination	\$1,650.00	\$0.00
450c	M3DA-2015-04-02-00	THSD-Traffic Records Prog Coordination	\$15,500.00	\$0.00
450c	M3DA-2015-04-03-00	MSHP-Statewide Traffic Accident Records	\$132,285.00	\$103,625.59
450c	M3DA-2015-04-04-00	MSHP-STARs & FARS Support	\$150,945.56	\$116,205.32
450c	M3DA-2015-04-05-00	OSCA-JIS Monitoring & Muni Reporting	\$225,066.91	\$213,881.77
450c	M3DA-2015-04-06-00	REJIS-LETS Sustainment & Enhancements	\$340,577.00	\$327,786.36
450c	M3DA-2015-04-07-00	THSD-Traffic Records Data Improvement	\$92,938.00	\$42,669.00
450c	M3DA-2015-04-08-00	MSHP-SAC Support	\$5,207.92	\$5,071.62
450c	M3DA-2015-04-09-00	REJIS-Electronic Records Adoption Improv	\$36,354.00	\$18,420.03
450c	M3DA-2015-04-10-00	Sikeston Public Safety- E-Citation & E-C	\$25,138.00	\$19,500.00
450c	M3DA-2015-04-11-00	Nixa Police- E-Citation	\$10,680.28	\$8,658.30
450c		<b>405c Data Program Total</b>	<b>\$1,477,172.71</b>	<b>\$855,817.99</b>
<b>MAP 21 405c Data Program Total</b>			<b>\$1,477,172.71</b>	<b>\$855,817.99</b>

405d	M5HVE-2015-03-01-00	Calverton Park Police-DWI Enforcement	\$3,600.00	\$3,598.56
405d	M5HVE-2015-03-02-00	Calverton Park Police-Sobriety Ckpt	\$6,000.00	\$5,999.45
405d	M5HVE-2015-03-03-00	Chesterfield Police-Sobriety Checkpoint	\$15,048.00	\$8,904.55
405d	M5HVE-2015-03-04-00	Clark Co Sheriff-DWI Enforcement	\$5,000.00	\$4,991.78
405d	M5HVE-2015-03-05-00	Cottleville Police-DWI Task Force	\$8,000.00	\$5,636.04
405d	M5HVE-2015-03-06-00	Creve Coeur Police-You Drink, Drive, Los	\$6,500.00	\$6,484.45
405d	M5HVE-2015-03-07-00	Creve Coeur Police-DWI Sob Ckpoint / Bat	\$13,000.00	\$12,248.70
405d	M5HVE-2015-03-08-00	Creve Coeur Police-DWI Officer	\$51,500.00	\$50,508.70
405d	M5HVE-2015-03-09-00	Des Peres Public Safety-DWI Enforcement	\$3,570.00	\$795.36
405d	M5HVE-2015-03-10-00	Eureka Police-DWI Enforcement	\$13,541.76	\$759.70
405d	M5HVE-2015-03-11-00	Eureka Police-Sobriety Checkpoint	\$10,156.32	\$3,761.89
405d	M5HVE-2015-03-12-00	Festus Police-Youth Alcohol OT Enf	\$8,500.00	\$7,689.82
405d	M5HVE-2015-03-13-00	Florissant Police-DWI Enforcement	\$9,500.00	\$3,361.78
405d	M5HVE-2015-03-14-00	Florissant Police-Youth Alcohol	\$3,500.00	\$0.00
405d	M5HVE-2015-03-15-00	Franklin Co Sheriff-Traffic Safety/DWI U	\$193,170.00	\$191,764.95
405d	M5HVE-2015-03-16-00	Franklin Co Sheriff-Youth Alcohol	\$10,000.00	\$6,715.58
405d	M5HVE-2015-03-17-00	Franklin Co Sheriff-Sobriety Checkpoints	\$79,000.00	\$68,039.39
405d	M5HVE-2015-03-18-00	Hazelwood Police-DWI Enforcement Project	\$7,520.00	\$7,510.06
405d	M5HVE-2015-03-19-00	Hazelwood Police-Sobriety Checkpoints	\$43,480.00	\$37,882.86

**Missouri Highway Safety Plan Annual Report Budget  
as of December 4, 2015**

<b>Program</b>	<b>Project</b>	<b>Description</b>	<b>Obligated Funds</b>	<b>Expended Funds</b>
405d	M5HVE-2015-03-20-00	Hazelwood Police-Youth Alcohol Enf	\$7,500.00	\$7,316.88
405d	M5HVE-2015-03-21-00	Grandview Police-DUI Patrol	\$16,000.16	\$15,883.14
405d	M5HVE-2015-03-22-00	Eureka Police-Youth Alcohol Enforcement	\$4,000.00	\$469.04
405d	M5HVE-2015-03-23-00	Jefferson Co Sheriff-Youth Alcohol	\$175,000.00	\$174,850.25
405d	M5HVE-2015-03-24-00	Jefferson Co Sheriff-Sobriety Checkpoint	\$75,000.00	\$62,808.64
405d	M5HVE-2015-03-25-00	Jefferson Co Sheriff-DWI Enforcement OT	\$215,000.00	\$196,591.41
405d	M5HVE-2015-03-26-00	Jefferson Co Sheriff-DWI Enf Unit	\$123,090.50	\$117,094.53
405d	M5HVE-2015-03-27-00	Lee's Summit Police-DWI Enforcement	\$46,000.00	\$34,970.18
405d	M5HVE-2015-03-28-00	Lake St Louis Police-DWI Sat Patrol	\$6,500.00	\$4,482.62
405d	M5HVE-2015-03-29-00	MSHP-DWI Saturations	\$241,650.00	\$214,282.19
405d	M5HVE-2015-03-30-00	MSHP-Sobriety Checkpoints	\$260,837.50	\$240,203.82
405d	M5HVE-2015-03-31-00	Independence Police-DWI Enforcement	\$277,000.00	\$260,641.25
405d	M5HVE-2015-03-32-00	Peculiar Police-DWI Enforcement	\$3,947.00	\$0.00
405d	M5HVE-2015-03-33-00	St Joseph Police-Midland Empire Alcohol	\$32,400.00	\$32,400.00
405d	M5HVE-2015-03-34-00	St Joseph Police-NW MO DWI Taks Force	\$27,900.00	\$27,804.37
405d	M5HVE-2015-03-35-00	Missouri Safety Center-Enforcement Dr So	\$374,357.25	\$374,175.64
405d	M5HVE-2015-03-36-00	Manchester Police-DWI OT Enforcement	\$5,075.00	\$4,935.14
405d	M5HVE-2015-03-37-00	Moline Acres Police-DWI Enforcement	\$9,000.00	\$2,404.74
405d	M5HVE-2015-03-38-00	O'Fallon Police-DWI Saturation Patrols	\$20,016.00	\$18,610.43
405d	M5HVE-2015-03-39-00	O'Fallon Police-Youth Alc before Drive	\$6,480.00	\$4,838.44
405d	M5HVE-2015-03-40-00	O'Fallon Police-Sobriety Checkpoint	\$15,984.00	\$8,565.86
405d	M5HVE-2015-03-41-00	Olivette Police-DWI Enforcement	\$46,200.00	\$45,099.01
405d	M5HVE-2015-03-42-00	Overland Police-Sobriety Checkpoint	\$15,474.00	\$10,111.82
405d	M5HVE-2015-03-43-00	Overland Police-Youth Alcohol	\$1,640.00	\$1,584.34
405d	M5HVE-2015-03-44-00	Overland Police-DWI Saturation Patrols	\$7,900.00	\$6,778.49
405d	M5HVE-2015-03-45-00	Pevely Police-Youth Alcohol Enforcement	\$4,500.00	\$4,500.00
405d	M5HVE-2015-03-46-00	Pevely Police-DWI Wolf Pack	\$7,500.00	\$2,220.72
405d	M5HVE-2015-03-47-00	Richmond Heights Police-HMV Enforcement	\$7,560.00	\$7,553.62
405d	M5HVE-2015-03-48-00	THSD-Statewide DWI	\$99,670.00	\$90,816.17
405d	M5HVE-2015-03-49-00	Shrewsbury Police-HMV & Speeders	\$6,006.00	\$5,788.72
405d	M5HVE-2015-03-50-00	St Ann Police-Sobriety Checkpoint	\$12,994.50	\$12,115.53
405d	M5HVE-2015-03-51-00	St Charles City Police-Sobriety Checkpt	\$15,040.00	\$12,158.57
405d	M5HVE-2015-03-52-00	St Charles City Police-Youth Alcohol	\$7,520.00	\$6,361.74
405d	M5HVE-2015-03-53-00	St Charles Co Sheriff-DWI Enforcement	\$6,479.48	\$6,479.48
405d	M5HVE-2015-03-54-00	St Charles Co Sheriff-DWI Checkpoint	\$2,194.02	\$2,194.02
405d	M5HVE-2015-03-55-00	St Charles Co Sheriff-Youth Alcohol/Bus	\$0.00	\$0.00
405d	M5HVE-2015-03-56-00	St Clair Police-R.I.D.	\$8,953.65	\$8,882.71
405d	M5HVE-2015-03-57-00	St John Police-DWI Saturation	\$7,011.00	\$7,011.00
405d	M5HVE-2015-03-58-00	St John Police-Sobriety Checkpoints	\$15,785.25	\$10,119.99
405d	M5HVE-2015-03-59-00	St Louis Co Police-Sobriety Ckpts & DWI	\$87,500.00	\$26,574.21
405d	M5HVE-2015-03-60-00	St Louis Metro Police-DWI Enforcement	\$150,004.00	\$74,037.88
405d	M5HVE-2015-03-61-00	St Louis Metro Police-Sobriety Checkpt	\$25,200.00	\$15,451.90
405d	M5HVE-2015-03-62-00	St Peters Police-Sobriety Checkpoint	\$18,000.00	\$10,406.25
405d	M5HVE-2015-03-63-00	Troy Police-Sobriety Checkpoint	\$6,750.00	\$0.00
405d	M5HVE-2015-03-64-00	Troy Police-DWI Enforcement	\$4,500.00	\$4,500.00
405d	M5HVE-2015-03-65-00	Univ City Police-DWI Enforcement	\$2,520.00	\$0.00
405d	M5HVE-2015-03-66-00	Union Police-DWI Saturation Patrol Prog	\$17,450.00	\$12,871.81
405d	M5HVE-2015-03-67-00	Washington Police-Sobriety Checkpoint	\$7,542.75	\$7,535.40
405d	M5HVE-2015-03-68-00	Washington Police-Youth Alcohol	\$5,016.50	\$4,233.60
405d	M5HVE-2015-03-69-00	Wentzville Police-DWI Enforcement	\$9,018.36	\$8,654.76
405d	M5HVE-2015-03-70-00	Wentzville Police-DWI Sobriety Checkpt	\$6,744.50	\$3,224.00
405d	M5HVE-2015-03-71-00	Wentzville Police-Under Age Drinking	\$6,012.24	\$5,448.35
405d	M5HVE-2015-03-72-00	THSD-BAT Vans	\$380,000.00	\$315.80

**Missouri Highway Safety Plan Annual Report Budget  
as of December 4, 2015**

<b>Program</b>	<b>Project</b>	<b>Description</b>	<b>Obligated Funds</b>	<b>Expended Funds</b>
405d	M5HVE-2015-03-73-00	Parma Police-SE MO DWI Task Force	\$1,440.00	\$0.00
405d	M5HVE-2015-03-74-00	Boone Co Sheriff-Youth Alcohol Enf	\$2,856.00	\$2,560.27
405d	M5HVE-2015-03-75-00	Branson Police-Youth Alcohol Compliance	\$5,000.00	\$3,748.55
405d	M5HVE-2015-03-76-00	Cape Girardeau Police-Youth Alcohol	\$2,100.00	\$738.40
405d	M5HVE-2015-03-77-00	Greene Co Sheriff-Youth Alcohol Enf	\$38,750.00	\$38,749.14
405d	M5HVE-2015-03-78-00	Springfield Police-Youth Alcohol Enf	\$29,975.00	\$25,027.91
405d	M5HVE-2015-03-79-00	Independence Police-Occupant Protection	\$50,000.00	\$50,000.00
405d	M5HVE-2015-03-80-00	St Charles Co Police-DWI Enforcement	\$14,020.52	\$13,132.67
405d	M5HVE-2015-03-81-00	St Charles Co Police-DWI Check Point	\$18,305.98	\$4,847.66
405d	M5HVE-2015-03-82-00	St Charles Co Police-Youth Alcohol/Busin	\$10,500.00	\$6,369.12
405d	M5HVE-2015-03-83-00	St Charles Co Police-DWI BAT Van	\$55,000.00	\$48,547.68
405d	M5HVE-2015-03-84-00	Platte Co Sheriff-DWI Enforcement	\$50,000.00	\$49,299.04
405d	M5HVE-2015-03-85-00	Jefferson Co Sheriff-BAT Van	\$225,000.00	\$225,000.00
405d		<b>405d Mid HVE Total</b>	<b>\$3,934,957.24</b>	<b>\$3,111,032.52</b>
405d	M5IDC-2015-03-01-00	THSD-Youth Alcohol Program Coordination	\$81,400.00	\$78,891.35
405d	M5IDC-2015-03-02-00	THSD-Alcohol Coordination	\$159,500.00	\$72,996.67
405d		<b>405d Mid ID Coordinator Total</b>	<b>\$240,900.00</b>	<b>\$151,888.02</b>
405d	M5CS-2015-03-01-00	MO Prosecution Services-Traf Saf Res Pro	\$247,767.87	\$199,740.75
405d		<b>405d Mid Court Support Total</b>	<b>\$247,767.87</b>	<b>\$199,740.75</b>
405d	M5TR-2015-03-01-00	Missouri Safety Center-Drug Imp Driving	\$176,437.70	\$136,777.73
405d	M5TR-2015-03-02-00	MO Police Chiefs Assoc-DITEP 2014-2015	\$41,580.50	\$25,865.36
405d	M5TR-2015-03-03-00	MO Southern Univ-Alcohol Tr LE Officers	\$47,100.00	\$47,100.00
405d	M5TR-2015-03-04-00	MSHP-BAC/DRE/ARIDE/SFST Training	\$102,279.60	\$67,799.38
405d	M5TR-2015-03-05-00	THSD-Travel Sponsorship Training	\$10,000.00	\$1,041.95
405d		<b>405d Mid Training Total</b>	<b>\$377,397.80</b>	<b>\$278,584.42</b>
405d	M5OT-2015-03-01-00	Scott City Police-SEMO DWI Taskforce	\$3,493.09	\$2,971.95
405d	M5OT-2015-03-02-00	REJIS-DRE Database Creation	\$4,450.00	\$4,450.00
405d	M5OT-2015-03-03-00	THSD-Alliance Sports Marketing	\$180,000.00	\$180,000.00
405d	M5OT-2015-03-04-00	REJIS-DRE Database	\$167,484.00	\$117,098.25
405d		<b>405d Mid Other Based on Problem ID Total</b>	<b>\$355,427.09</b>	<b>\$304,520.20</b>
405d	M5X-2015-03-00-00	THSD-Statewide 405d Impaired Driving Mid	\$444,767.16	\$0.00
405d		<b>405d Impaired Driving Mid Total</b>	<b>\$444,767.16</b>	<b>\$0.00</b>
<b>MAP 21 405d Impaired Driving Mid</b>			<b>\$5,601,217.16</b>	<b>\$4,045,765.91</b>
405f	M9MA-2015-12-00-00	THSD-Statewide 405f Motorcyclist Awarene	\$93,820.60	\$0.00
405f	M9MA-2015-12-01-00	THSD-Motorcycle Safety Awareness	\$75,000.00	\$67,683.01
405f		<b>405f Motorcyclist Awareness Total</b>	<b>\$168,820.60</b>	<b>\$67,683.01</b>
<b>MAP 21 405f Motorcycle Programs</b>			<b>\$168,820.60</b>	<b>\$67,683.01</b>
<b>NHTSA Total</b>			<b>\$27,545,159.05</b>	<b>\$21,260,539.48</b>

## APPENDIX B – GRANTEE CRASH STATISTICAL HISTORY

Agency	Crash Type	Oct. 1, 2011 to Sept. 30, 2014	3 Year Average	Oct. 1, 2014 to Sept. 30, 2015	Oct. 1, 2011 to Sept. 30, 2014	3 Year Average	Oct. 1, 2014 to Sept. 30, 2015	Oct. 1, 2011 to Sept. 30, 2014	3 Year Average	Oct. 1, 2014 to Sept. 30, 2015
		Fatal Crashes	Fatal Crashes	Fatal Crashes	Crashes	Crashes	Crashes	Total Crashes	Total Crashes	Total Crashes
Adair County Sheriff's Dept.	Alcohol/Drug Involved	1	0.33	0	5	1.67	0	24	8.00	4
Adair County Sheriff's Dept.	Speed - Exceeded Limit	0	0.00	0	0	0.00	1	0	0.00	2
Adair County Sheriff's Dept.	Hazardous Moving Violations	2	0.67	0	5	1.67	1	109	36.33	45
Arnold Police Dept.	Alcohol/Drug Involved	0	0.00	0	5	1.67	0	80	26.67	16
Arnold Police Dept.	Speed - Exceeded Limit	1	0.33	1	2	0.67	0	19	6.33	5
Arnold Police Dept.	Hazardous Moving Violations	2	0.67	1	6	0.67	2	384	128.00	105
Ballwin Police Dept.	Alcohol/Drug Involved	0	0.00	0	7	2.33	1	48	16.00	21
Ballwin Police Dept.	Speed - Exceeded Limit	0	0.00	1	3	1.00	0	19	6.33	5
Ballwin Police Dept.	Hazardous Moving Violations	0	0.00	1	3	1.00	0	354	118.00	110
Barry County Sheriff's Dept.	Alcohol/Drug Involved	12	4.00	1	16	5.33	7	137	45.67	55
Barry County Sheriff's Dept.	Speed - Exceeded Limit	2	0.67	0	3	1.00	0	23	7.67	11
Barry County Sheriff's Dept.	Hazardous Moving Violations	14	4.67	1	48	16.00	6	473	157.67	124
Barton County Sheriff's Dept.	Alcohol/Drug Involved	2	0.67	1	1	0.33	0	22	7.33	9
Barton County Sheriff's Dept.	Speed - Exceeded Limit	0	0.00	0	2	0.67	1	4	1.33	2
Barton County Sheriff's Dept.	Hazardous Moving Violations	1	0.33	1	4	1.33	6	110	36.67	37
Belton Police Dept.	Alcohol/Drug Involved	1	0.33	0	0	0.00	0	43	14.33	14
Belton Police Dept.	Speed - Exceeded Limit	1	0.33	0	2	0.67	0	36	12.00	0
Belton Police Dept.	Hazardous Moving Violations	1	0.33	0	8	0.00	0	649	216.33	166
Benton County Sheriff's Dept.	Alcohol/Drug Involved	4	1.33	1	6	2.00	3	58	19.33	15
Benton County Sheriff's Dept.	Speed - Exceeded Limit	3	1.00	0	0	0.00	0	6	2.00	1
Benton County Sheriff's Dept.	Hazardous Moving Violations	4	1.33	1	19	6.33	3	198	66.00	84
Billings Police Dept.	Alcohol/Drug Involved	0	0.00	0	0	0.00	0	4	1.33	3
Billings Police Dept.	Speed - Exceeded Limit	0	0.00	0	0	0.00	0	2	0.67	1
Billings Police Dept.	Hazardous Moving Violations	0	0.00	0	0	0.00	0	14	4.67	2
Bluesprings Police Dept.	Alcohol/Drug Involved	0	0.00	0	14	4.67	4	176	58.67	53
Bluesprings Police Dept.	Speed - Exceeded Limit	2	0.67	1	9	3.00	4	97	32.33	23
Bluesprings Police Dept.	Hazardous Moving Violations	2	0.67	2	29	9.67	11	1026	342.00	380
Bolivar Police Dept.	Alcohol/Drug Involved	1	0.33	0	1	0.33	0	27	9.00	2
Bolivar Police Dept.	Speed - Exceeded Limit	0	0.00	0	0	0.00	0	14	4.67	1
Bolivar Police Dept.	Hazardous Moving Violations	1	0.33	0	3	1.00	0	163	54.33	42
Boone County Sheriff's	Alcohol/Drug Involved	8	2.67	0	19	6.33	5	161	53.67	47
Boone County Sheriff's	Speed - Exceeded Limit	2	0.67	2	3	1.00	0	56	18.67	23
Boone County Sheriff's	Hazardous Moving Violations	7	2.33	4	30	10.00	3	717	239.00	239
Branson Police Dept.	Alcohol/Drug Involved	1	0.33	0	9	3.00	3	84	28.00	32
Branson Police Dept.	Speed - Exceeded Limit	1	0.33	1	3	1.00	1	30	10.00	15
Branson Police Dept.	Hazardous Moving Violations	2	0.67	1	7	0.33	1	698	232.67	205
Breckenridge Hills Police Dept.	Alcohol/Drug Involved	0	0.00	0	2	0.67	0	19	6.33	4
Breckenridge Hills Police Dept.	Speed - Exceeded Limit	0	0.00	0	0	0.00	0	10	3.33	6
Breckenridge Hills Police Dept.	Hazardous Moving Violations	0	0.00	0	0	0.00	0	78	26.00	31
Brentwood Police Dept.	Alcohol/Drug Involved	0	0.00	0	1	0.33	0	18	6.00	6
Brentwood Police Dept.	Speed - Exceeded Limit	0	0.00	1	0	0.00	0	4	1.33	6
Brentwood Police Dept.	Hazardous Moving Violations	0	0.00	1	2	0.67	0	170	56.67	55
Bridgeton Police Dept.	Alcohol/Drug Involved	1	0.33	0	7	2.33	0	67	22.33	17
Bridgeton Police Dept.	Speed - Exceeded Limit	0	0.00	1	7	2.33	0	54	18.00	19
Bridgeton Police Dept.	Hazardous Moving Violations	1	0.33	1	19	0.67	2	841	280.33	260
Buchanan County Sheriff's Dept.	Alcohol/Drug Involved	4	1.33	3	5	1.67	2	56	18.67	17
Buchanan County Sheriff's Dept.	Speed - Exceeded Limit	0	0.00	0	0	0.00	0	18	6.00	8
Buchanan County Sheriff's Dept.	Hazardous Moving Violations	8	2.67	2	8	2.67	1	263	87.67	111
Butler County Sheriff's Dept.	Alcohol/Drug Involved	5	1.67	2	20	6.67	5	125	41.67	55
Butler County Sheriff's Dept.	Speed - Exceeded Limit	1	0.33	0	3	1.00	1	16	5.33	3

Butler County Sheriff's Dept.	Hazardous Moving Violations	2	0.67	2	19	6.33	9	419	139.67	143
Byrnes Mill Police Dept.	Alcohol/Drug Involved	1	0.33	0	0	0.00	0	5	1.67	0
Byrnes Mill Police Dept.	Speed - Exceeded Limit	1	0.33	0	0	0.00	0	1	0.33	0
Byrnes Mill Police Dept.	Hazardous Moving Violations	1	0.33	0	0	0.00	0	17	5.67	4
Callaway County Sheriff's Dept.	Alcohol/Drug Involved	7	2.33	2	10	3.33	2	90	30.00	37
Callaway County Sheriff's Dept.	Speed - Exceeded Limit	1	0.33	1	4	1.33	2	21	7.00	11
Callaway County Sheriff's Dept.	Hazardous Moving Violations	6	2.00	5	32	10.67	15	578	192.67	243
Calverton Park Police Dept.	Alcohol/Drug Involved	0	0.00	0	0	0.00	0	2	0.67	0
Calverton Park Police Dept.	Speed - Exceeded Limit	0	0.00	0	0	0.00	0	0	0.00	0
Calverton Park Police Dept.	Hazardous Moving Violations	0	0.00	0	0	0.00	0	8	2.67	1
Camden County Sheriff's	Alcohol/Drug Involved	9	3.00	2	29	9.67	7	137	45.67	50
Camden County Sheriff's	Speed - Exceeded Limit	4	1.33	1	6	2.00	0	38	12.67	6
Camden County Sheriff's	Hazardous Moving Violations	9	3.00	3	42	14.00	9	388	129.33	119
Camdenton Police Dept.	Alcohol/Drug Involved	2	0.67	0	0	0.00	1	12	4.00	4
Camdenton Police Dept.	Speed - Exceeded Limit	1	0.33	0	1	0.33	1	7	2.33	3
Camdenton Police Dept.	Hazardous Moving Violations	2	0.67	0	1	0.33	1	71	23.67	13
Cape Girardeau County Sheriff's Dept.	Alcohol/Drug Involved	2	0.67	2	18	6.00	5	102	34.00	30
Cape Girardeau County Sheriff's Dept.	Speed - Exceeded Limit	0	0.00	0	2	0.67	0	6	2.00	2
Cape Girardeau County Sheriff's Dept.	Hazardous Moving Violations	2	0.67	0	22	7.33	8	372	124.00	136
Cape Girardeau Safe Communities		0	0.00	0	0	0.00	0	0	0.00	0
Cape Girardeau Police	Alcohol/Drug Involved	2	0.67	1	2	0.67	1	70	23.33	23
Cape Girardeau Police	Speed - Exceeded Limit	2	0.67	0	2	0.67	1	38	12.67	7
Cape Girardeau Police	Hazardous Moving Violations	4	1.33	1	13	4.33	4	2142	714.00	577
Cartersville Police Dept.	Alcohol/Drug Involved	0	0.00	0	0	0.00	0	7	2.33	0
Cartersville Police Dept.	Speed - Exceeded Limit	0	0.00	0	0	0.00	0	3	1.00	0
Cartersville Police Dept.	Hazardous Moving Violations	0	0.00	0	0	0.00	0	25	8.33	5
Carthage Police Dept.	Alcohol/Drug Involved	0	0.00	0	4	1.33	1	37	12.33	8
Carthage Police Dept.	Speed - Exceeded Limit	0	0.00	0	1	0.33	2	8	2.67	3
Carthage Police Dept.	Hazardous Moving Violations	1	0.33	0	4	1.33	2	121	40.33	43
Caruthersville Police Dept.	Alcohol/Drug Involved	0	0.00	0	2	0.67	0	27	9.00	5
Caruthersville Police Dept.	Speed - Exceeded Limit	0	0.00	0	0	0.00	0	5	1.67	2
Caruthersville Police Dept.	Hazardous Moving Violations	0	0.00	0	1	0.33	0	23	7.67	14
Cass County Sheriff's Dept.	Alcohol/Drug Involved	10	3.33	0	11	3.67	3	84	28.00	29
Cass County Sheriff's Dept.	Speed - Exceeded Limit	3	1.00	0	4	1.33	1	76	25.33	13
Cass County Sheriff's Dept.	Hazardous Moving Violations	8	2.67	0	17	5.67	4	539	179.67	144
Charleston Dept. of Public Safety	Alcohol/Drug Involved	0	0.00	0	0	0.00	0	0	0.00	1
Charleston Dept. of Public Safety	Speed - Exceeded Limit	0	0.00	0	0	0.00	0	0	0.00	0
Charleston Dept. of Public Safety	Hazardous Moving Violations	0	0.00	0	0	0.00	0	0	0.00	3
Chesterfield Police Dept.	Alcohol/Drug Involved	2	0.67	0	3	1.00	0	119	39.67	35
Chesterfield Police Dept.	Speed - Exceeded Limit	0	0.00	0	3	1.00	0	57	19.00	18
Chesterfield Police Dept.	Hazardous Moving Violations	2	0.67	0	9	3.00	4	1565	521.67	541
Chillicothe Police Dept.	Alcohol/Drug Involved	0	0.00	0	0	0.00	0	14	4.67	5
Chillicothe Police Dept.	Speed - Exceeded Limit	0	0.00	0	0	0.00	1	6	2.00	4
Chillicothe Police Dept.	Hazardous Moving Violations	0	0.00	0	0	0.00	1	126	42.00	45
Christian County Sheriff's Dept.	Alcohol/Drug Involved	4	1.33	0	26	8.67	8	109	36.33	39
Christian County Sheriff's Dept.	Speed - Exceeded Limit	2	0.67	0	12	4.00	1	39	13.00	11
Christian County Sheriff's Dept.	Hazardous Moving Violations	8	2.67	2	83	27.67	8	653	217.67	192
Clark County Sheriff's Dept.	Alcohol/Drug Involved	1	0.33	0	4	1.33	2	18	6.00	9
Clark County Sheriff's Dept.	Speed - Exceeded Limit	0	0.00	0	0	0.00	1	1	0.33	1
Clark County Sheriff's Dept.	Hazardous Moving Violations	3	1.00	0	3	1.00	6	71	23.67	41
Clay County Sheriff's Dept.	Alcohol/Drug Involved	1	0.33	0	7	2.33	0	65	21.67	20
Clay County Sheriff's Dept.	Speed - Exceeded Limit	0	0.00	0	7	2.33	0	48	16.00	8



Clay County Sheriff's Dept.	Hazardous Moving Violations	1	0.33	0	14	4.67	3	204	68.00	66
Cleveland Police Dept.	Alcohol/Drug Involved	0	0.00	0	0	0.00	0	0	0.00	0
Cleveland Police Dept.	Speed - Exceeded Limit	0	0.00	0	0	0.00	0	0	0.00	0
Cleveland Police Dept.	Hazardous Moving Violations	0	0.00	0	0	0.00	0	1	0.33	1
Cole County Sheriff's Dept.	Alcohol/Drug Involved	5	1.67	1	8	2.67	2	83	27.67	21
Cole County Sheriff's Dept.	Speed - Exceeded Limit	1	0.33	0	4	1.33	1	20	6.67	4
Cole County Sheriff's Dept.	Hazardous Moving Violations	3	1.00	1	15	5.00	3	295	98.33	85
Columbia Police Dept.	Alcohol/Drug Involved	10	3.33	2	19	6.33	6	352	117.33	97
Columbia Police Dept.	Speed - Exceeded Limit	6	2.00	3	8	2.67	5	120	40.00	43
Columbia Police Dept.	Hazardous Moving Violations	6	2.00	4	30	10.00	12	1133	377.67	354
Cottleville Police Dept.	Alcohol/Drug Involved	1	0.33	0	0	0.00	1	10	3.33	3
Cottleville Police Dept.	Speed - Exceeded Limit	1	0.33	0	0	0.00	0	8	2.67	0
Cottleville Police Dept.	Hazardous Moving Violations	1	0.33	0	1	0.33	0	138	46.00	29
Creve Coeur Police Dept.	Alcohol/Drug Involved	0	0.00	0	1	0.33	1	85	28.33	27
Creve Coeur Police Dept.	Speed - Exceeded Limit	1	0.33	0	0	0.00	0	9	3.00	4
Creve Coeur Police Dept.	Hazardous Moving Violations	1	0.33	0	4	1.33	2	1071	357.00	359
Crocker Police Dept.	Alcohol/Drug Involved	0	0.00	0	0	0.00	0	3	1.00	0
Crocker Police Dept.	Speed - Exceeded Limit	0	0.00	0	0	0.00	0	1	0.33	0
Crocker Police Dept.	Hazardous Moving Violations	0	0.00	0	0	0.00	0	5	1.67	2
Crystal City Police Dept.	Alcohol/Drug Involved	0	0.00	0	1	0.33	0	10	3.33	9
Crystal City Police Dept.	Speed - Exceeded Limit	0	0.00	0	0	0.00	0	5	1.67	4
Crystal City Police Dept.	Hazardous Moving Violations	0	0.00	0	0	0.00	0	63	21.00	25
Cuba Police Dept.	Alcohol/Drug Involved	0	0.00	0	0	0.00	0	10	3.33	0
Cuba Police Dept.	Speed - Exceeded Limit	0	0.00	0	0	0.00	0	10	3.33	1
Cuba Police Dept.	Hazardous Moving Violations	0	0.00	0	0	0.00	0	45	15.00	8
Curators of University of Missouri - St. Louis		0	0.00	0	0	0.00	0	0	0.00	0
Des Peres Dept. of Public Safety	Alcohol/Drug Involved	0	0.00	0	1	0.33	0	38	12.67	5
Des Peres Dept. of Public Safety	Speed - Exceeded Limit	0	0.00	0	0	0.00	0	9	3.00	3
Des Peres Dept. of Public Safety	Hazardous Moving Violations	1	0.33	0	3	1.00	1	493	164.33	75
Dexter Police Dept.	Alcohol/Drug Involved	0	0.00	0	1	0.33	0	29	9.67	4
Dexter Police Dept.	Speed - Exceeded Limit	1	0.33	0	1	0.33	0	15	5.00	4
Dexter Police Dept.	Hazardous Moving Violations	2	0.67	0	1	0.33	0	175	58.33	54
Edmundson Police Dept.	Alcohol/Drug Involved	0	0.00	0	0	0.00	0	6	2.00	1
Edmundson Police Dept.	Speed - Exceeded Limit	0	0.00	0	0	0.00	0	5	1.67	2
Edmundson Police Dept.	Hazardous Moving Violations	0	0.00	0	1	0.33	0	46	15.33	10
Eldon Police Dept.	Alcohol/Drug Involved	0	0.00	0	0	0.00	0	6	2.00	1
Eldon Police Dept.	Speed - Exceeded Limit	0	0.00	0	2	0.67	0	10	3.33	1
Eldon Police Dept.	Hazardous Moving Violations	0	0.00	0	4	1.33	0	45	15.00	6
Ellisville Police Dept.	Alcohol/Drug Involved	0	0.00	0	0	0.00	2	9	3.00	11
Ellisville Police Dept.	Speed - Exceeded Limit	0	0.00	0	1	0.33	2	8	2.67	8
Ellisville Police Dept.	Hazardous Moving Violations	0	0.00	0	3	1.00	3	269	89.67	120
Eureka Police Dept.	Alcohol/Drug Involved	0	0.00	0	0	0.00	0	22	7.33	6
Eureka Police Dept.	Speed - Exceeded Limit	0	0.00	0	0	0.00	0	7	2.33	2
Eureka Police Dept.	Hazardous Moving Violations	1	0.33	0	6	2.00	1	216	72.00	69
Excelsior Springs Police Dept.	Alcohol/Drug Involved	0	0.00	0	1	0.33	0	36	12.00	7
Excelsior Springs Police Dept.	Speed - Exceeded Limit	1	0.33	0	5	1.67	0	46	15.33	5
Excelsior Springs Police Dept.	Hazardous Moving Violations	1	0.33	0	7	2.33	0	238	79.33	39
Farmington Police Dept.	Alcohol/Drug Involved	1	0.33	0	0	0.00	1	53	17.67	4
Farmington Police Dept.	Speed - Exceeded Limit	0	0.00	0	0	0.00	0	18	6.00	2
Farmington Police Dept.	Hazardous Moving Violations	0	0.00	0	1	0.33	2	309	103.00	71
Ferguson Police Dept.	Alcohol/Drug Involved	3	1.00	0	1	0.33	0	31	10.33	17
Ferguson Police Dept.	Speed - Exceeded Limit	3	1.00	0	5	1.67	1	57	19.00	16

Ferguson Police Dept.	Hazardous Moving Violations	4	1.33	0	10	3.33	1	316	105.33	100
Festus Police Dept.	Alcohol/Drug Involved	2	0.67	0	6	2.00	2	36	12.00	14
Festus Police Dept.	Speed - Exceeded Limit	1	0.33	0	2	2.00	0	24	8.00	7
Festus Police Dept.	Hazardous Moving Violations	1	0.33	0	7	2.33	3	263	87.67	111
Florissant Police Dept.	Alcohol/Drug Involved	0	0.00	0	10	3.33	0	155	51.67	57
Florissant Police Dept.	Speed - Exceeded Limit	1	0.33	1	5	1.67	0	84	28.00	37
Florissant Police Dept.	Hazardous Moving Violations	1	0.33	1	11	3.67	1	1337	445.67	429
Franklin County Sheriff's	Alcohol/Drug Involved	21	7.00	6	45	15.00	12	266	88.67	84
Franklin County Sheriff's	Speed - Exceeded Limit	6	2.00	0	4	1.33	1	27	9.00	14
Franklin County Sheriff's	Hazardous Moving Violations	23	7.67	6	90	30.00	25	960	320.00	362
Gasconade County Sheriff's	Alcohol/Drug Involved	0	0.00	2	7	2.33	1	44	14.67	20
Gasconade County Sheriff's	Speed - Exceeded Limit	1	0.33	0	0	0.00	2	19	6.33	5
Gasconade County Sheriff's	Hazardous Moving Violations	0	0.00	0	0	0.00	0	0	0.00	0
Gladstone Dept. of Public Safety	Alcohol/Drug Involved	0	0.00	0	4	1.33	3	67	22.33	26
Gladstone Dept. of Public Safety	Speed - Exceeded Limit	1	0.33	0	4	1.33	0	25	8.33	6
Gladstone Dept. of Public Safety	Hazardous Moving Violations	1	0.33	0	14	4.67	4	687	229.00	176
Glendale Police Dept.	Alcohol/Drug Involved	0	0.00	0	1	0.33	0	8	2.67	1
Glendale Police Dept.	Speed - Exceeded Limit	0	0.00	0	0	0.00	0	2	0.67	0
Glendale Police Dept.	Hazardous Moving Violations	0	0.00	0	0	0.00	0	40	13.33	7
Grain Valley Police Dept.	Alcohol/Drug Involved	1	0.33	0	4	1.33	1	41	13.67	9
Grain Valley Police Dept.	Speed - Exceeded Limit	0	0.00	0	2	0.67	1	13	4.33	2
Grain Valley Police Dept.	Hazardous Moving Violations	1	0.33	0	2	0.67	1	128	42.67	38
Grandview Police Dept.	Alcohol/Drug Involved	0	0.00	0	5	1.67	1	89	29.67	32
Grandview Police Dept.	Speed - Exceeded Limit	0	0.00	1	2	0.67	3	58	19.33	17
Grandview Police Dept.	Hazardous Moving Violations	0	0.00	1	6	2.00	5	388	129.33	135
Greene County Sheriff's	Alcohol/Drug Involved	10	3.33	1	28	9.33	6	206	68.67	68
Greene County Sheriff's	Speed - Exceeded Limit	4	1.33	1	7	2.33	2	41	13.67	18
Greene County Sheriff's	Hazardous Moving Violations	17	5.67	4	87	29.00	30	1007	335.67	361
Harrisonville Police Dept.	Alcohol/Drug Involved	1	0.33	0	3	1.00	1	29	9.67	5
Harrisonville Police Dept.	Speed - Exceeded Limit	0	0.00	0	0	0.00	0	14	4.67	0
Harrisonville Police Dept.	Hazardous Moving Violations	0	0.00	0	1	0.33	0	202	67.33	38
Hazelwood Police Dept.	Alcohol/Drug Involved	0	0.00	0	5	1.67	2	45	15.00	11
Hazelwood Police Dept.	Speed - Exceeded Limit	1	0.33	1	5	1.67	0	45	15.00	11
Hazelwood Police Dept.	Hazardous Moving Violations	1	0.33	1	13	4.33	1	1089	363.00	208
Henry County Sheriff's	Alcohol/Drug Involved	1	0.33	0	7	2.33	7	42	14.00	15
Henry County Sheriff's	Speed - Exceeded Limit	0	0.00	0	0	0.00	0	5	1.67	1
Henry County Sheriff's	Hazardous Moving Violations	4	1.33	1	11	3.67	7	193	64.33	55
Herculaneum Police Dept.	Alcohol/Drug Involved	0	0.00	0	0	0.00	1	6	2.00	4
Herculaneum Police Dept.	Speed - Exceeded Limit	0	0.00	0	0	0.00	0	4	1.33	1
Herculaneum Police Dept.	Hazardous Moving Violations	0	0.00	0	4	1.33	1	87	29.00	42
Hollister Police Dept.	Alcohol/Drug Involved	0	0.00	0	0	0.00	0	10	3.33	0
Hollister Police Dept.	Speed - Exceeded Limit	0	0.00	0	0	0.00	1	13	4.33	7
Hollister Police Dept.	Hazardous Moving Violations	0	0.00	0	0	0.00	1	150	50.00	59
Howell County Sheriff's Dept.	Alcohol/Drug Involved	5	1.67	1	18	6.00	3	121	40.33	23
Howell County Sheriff's Dept.	Speed - Exceeded Limit	1	0.33	1	3	1.00	4	18	6.00	13
Howell County Sheriff's Dept.	Hazardous Moving Violations	5	1.67	4	33	11.00	13	381	127.00	135
Independence Police Dept.	Alcohol/Drug Involved	10	3.33	4	48	16.00	18	444	148.00	139
Independence Police Dept.	Speed - Exceeded Limit	6	2.00	3	55	18.33	16	324	108.00	105
Independence Police Dept.	Hazardous Moving Violations	6	2.00	4	198	66.00	63	2727	909.00	931
Jackson County Sheriff's	Alcohol/Drug Involved	3	1.00	2	9	3.00	0	63	21.00	17
Jackson County Sheriff's	Speed - Exceeded Limit	4	1.33	1	5	1.67	0	57	19.00	11
Jackson County Sheriff's	Hazardous Moving Violations	8	2.67	1	18	6.00	0	234	78.00	75

Jackson Police Dept.	Alcohol/Drug Involved	1	0.33	0	5	1.67	0	39	13.00	6
Jackson Police Dept.	Speed - Exceeded Limit	1	0.33	0	0	0.00	0	13	4.33	3
Jackson Police Dept.	Hazardous Moving Violations	1	0.33	0	12	4.00	0	467	155.67	150
Jasper County Sheriff's	Alcohol/Drug Involved	3	1.00	2	14	4.67	4	151	50.33	51
Jasper County Sheriff's	Speed - Exceeded Limit	1	0.33	3	2	0.67	0	34	11.33	12
Jasper County Sheriff's	Hazardous Moving Violations	3	1.00	6	24	8.00	8	516	172.00	208
Jasper Police Dept.	Alcohol/Drug Involved	0	0.00	0	0	0.00	0	2	0.67	1
Jasper Police Dept.	Speed - Exceeded Limit	0	0.00	0	0	0.00	0	0	0.00	0
Jasper Police Dept.	Hazardous Moving Violations	0	0.00	0	1	0.33	0	1	0.33	0
Jefferson City Police Dept.	Alcohol/Drug Involved	3	1.00	0	16	5.33	0	129	43.00	54
Jefferson City Police Dept.	Speed - Exceeded Limit	0	0.00	0	1	0.33	0	31	10.33	15
Jefferson City Police Dept.	Hazardous Moving Violations	0	0.00	0	38	12.67	2	1247	415.67	391
Jefferson County Sheriff's	Alcohol/Drug Involved	24	8.00	9	66	22.00	13	501	167.00	159
Jefferson County Sheriff's	Speed - Exceeded Limit	7	2.33	1	25	8.33	6	177	59.00	52
Jefferson County Sheriff's	Hazardous Moving Violations	30	10.00	10	130	43.33	34	1850	616.67	598
Joplin Police Dept.	Alcohol/Drug Involved	6	2.00	0	11	3.67	0	179	59.67	22
Joplin Police Dept.	Speed - Exceeded Limit	5	1.67	1	3	1.00	0	75	25.00	11
Joplin Police Dept.	Hazardous Moving Violations	7	2.33	1	12	4.00	2	1134	378.00	212
Kansas City MO Board of Police Commissioners	Alcohol/Drug Involved	36	12.00	8	97	32.33	12	1425	475.00	206
Kansas City MO Board of Police Commissioners	Speed - Exceeded Limit	32	10.67	4	85	28.33	11	1449	483.00	211
Kansas City MO Board of Police Commissioners	Hazardous Moving Violations	69	23.00	18	264	88.00	35	11124	3708.00	2057
Kearney Police Dept.	Alcohol/Drug Involved	1	0.33	0	1	0.33	0	25	8.33	5
Kearney Police Dept.	Speed - Exceeded Limit	0	0.00	0	0	0.00	0	7	2.33	6
Kearney Police Dept.	Hazardous Moving Violations	2	0.67	0	4	1.33	0	181	60.33	43
Kennett Police Dept.	Alcohol/Drug Involved	0	0.00	0	2	0.67	0	29	9.67	6
Kennett Police Dept.	Speed - Exceeded Limit	1	0.33	0	0	0.00	0	10	3.33	2
Kennett Police Dept.	Hazardous Moving Violations	1	0.33	0	5	1.67	0	138	46.00	23
Kirkwood Police Dept.	Alcohol/Drug Involved	0	0.00	0	5	1.67	1	77	25.67	15
Kirkwood Police Dept.	Speed - Exceeded Limit	0	0.00	0	3	1.00	0	12	4.00	5
Kirkwood Police Dept.	Hazardous Moving Violations	0	0.00	0	7	2.33	1	579	193.00	199
Lake Lotawana Police Dept.	Alcohol/Drug Involved	0	0.00	0	1	0.33	0	19	6.33	4
Lake Lotawana Police Dept.	Speed - Exceeded Limit	1	0.33	0	0	0.00	2	25	8.33	7
Lake Lotawana Police Dept.	Hazardous Moving Violations	1	0.33	0	4	1.33	2	81	27.00	27
Lake St Louis Police Dept.	Alcohol/Drug Involved	0	0.00	0	0	0.00	0	0	0.00	0
Lake St Louis Police Dept.	Speed - Exceeded Limit	0	0.00	0	0	0.00	0	0	0.00	0
Lake St Louis Police Dept.	Hazardous Moving Violations	0	0.00	0	0	0.00	0	0	0.00	0
Lamar Police Dept.	Alcohol/Drug Involved	0	0.00	0	1	0.33	0	9	3.00	2
Lamar Police Dept.	Speed - Exceeded Limit	0	0.00	0	0	0.00	0	2	0.67	0
Lamar Police Dept.	Hazardous Moving Violations	0	0.00	0	1	0.33	0	40	13.33	3
Lawrence County Sheriff's	Alcohol/Drug Involved	3	1.00	1	25	8.33	1	107	35.67	29
Lawrence County Sheriff's	Speed - Exceeded Limit	2	0.67	0	0	0.00	0	14	4.67	3
Lawrence County Sheriff's	Hazardous Moving Violations	6	2.00	1	38	12.67	8	336	112.00	142
Leadington Police Dept.	Alcohol/Drug Involved	0	0.00	0	0	0.00	0	5	1.67	0
Leadington Police Dept.	Speed - Exceeded Limit	0	0.00	0	0	0.00	0	0	0.00	0
Leadington Police Dept.	Hazardous Moving Violations	0	0.00	0	0	0.00	0	25	8.33	2
Lebanon Police Dept.	Alcohol/Drug Involved	0	0.00	0	6	2.00	1	45	15.00	5
Lebanon Police Dept.	Speed - Exceeded Limit	0	0.00	0	3	1.00	1	13	4.33	5
Lebanon Police Dept.	Hazardous Moving Violations	0	0.00	1	15	5.00	4	433	144.33	96
Lee's Summit Police Dept.	Alcohol/Drug Involved	4	1.33	1	23	7.67	2	264	88.00	34
Lee's Summit Police Dept.	Speed - Exceeded Limit	3	1.00	1	15	5.00	1	101	33.67	23
Lee's Summit Police Dept.	Hazardous Moving Violations	4	1.33	1	51	17.00	3	2187	729.00	478
Liberty Police Dept.	Alcohol/Drug Involved	0	0.00	0	6	2.00	1	96	32.00	35

Liberty Police Dept.	Speed - Exceeded Limit	0	0.00	0	4	1.33	1	57	19.00	10
Liberty Police Dept.	Hazardous Moving Violations	0	0.00	0	32	10.67	9	932	310.67	328
Lincoln County Health Dept.		0	0.00	0	0	0.00	0	0	0.00	0
Lincoln County Sheriff's Dept.	Alcohol/Drug Involved	6	2.00	2	29	9.67	6	129	43.00	49
Lincoln County Sheriff's Dept.	Speed - Exceeded Limit	3	1.00	1	9	3.00	2	46	15.33	9
Lincoln County Sheriff's Dept.	Hazardous Moving Violations	13	4.33	2	46	15.33	13	409	136.33	128
Livingston County Sheriff's Dept.	Alcohol/Drug Involved	1	0.33	0	8	2.67	3	36	12.00	7
Livingston County Sheriff's Dept.	Speed - Exceeded Limit	2	0.67	1	4	1.33	1	15	5.00	2
Livingston County Sheriff's Dept.	Hazardous Moving Violations	2	0.67	2	12	4.00	3	103	34.33	34
Manchester Police Dept.	Alcohol/Drug Involved	1	0.33	0	2	0.67	0	41	13.67	5
Manchester Police Dept.	Speed - Exceeded Limit	0	0.00	0	1	0.33	1	27	9.00	3
Manchester Police Dept.	Hazardous Moving Violations	1	0.33	0	6	2.00	2	465	155.00	93
Marshall Police Dept.	Alcohol/Drug Involved	0	0.00	1	2	0.67	0	21	7.00	4
Marshall Police Dept.	Speed - Exceeded Limit	0	0.00	0	1	0.33	0	16	5.33	2
Marshall Police Dept.	Hazardous Moving Violations	0	0.00	0	1	0.33	0	158	52.67	15
Maryland Heights Police Dept.	Alcohol/Drug Involved	3	1.00	0	2	0.67	1	116	38.67	25
Maryland Heights Police Dept.	Speed - Exceeded Limit	2	0.67	1	1	0.33	0	33	11.00	9
Maryland Heights Police Dept.	Hazardous Moving Violations	2	0.67	2	9	3.00	3	1070	356.67	248
Mercy Hospital		0	0.00	0	0	0.00	0	0	0.00	0
Miller County Sheriff's Dept.	Alcohol/Drug Involved	13	4.33	4	16	5.33	7	110	36.67	35
Miller County Sheriff's Dept.	Speed - Exceeded Limit	1	0.33	1	1	0.33	0	17	5.67	2
Miller County Sheriff's Dept.	Hazardous Moving Violations	8	2.67	5	34	11.33	6	319	106.33	106
Missouri Operation Livesaver		0	0.00	0	0	0.00	0	0	0.00	0
Missouri Police Chiefs Association		0	0.00	0	0	0.00	0	0	0.00	0
Missouri Safety Center		0	0.00	0	0	0.00	0	0	0.00	0
Missouri Sheriffs Association		0	0.00	0	0	0.00	0	0	0.00	0
Missouri Southern State University		0	0.00	0	0	0.00	0	0	0.00	0
Missouri's Youth Adult Alliance		0	0.00	0	0	0.00	0	0	0.00	0
MO Dept. of Revenue		0	0.00	0	0	0.00	0	0	0.00	0
MO Office of Prosecution Services		0	0.00	0	0	0.00	0	0	0.00	0
Missouri State Highway Patrol		0	0.00	0	0	0.00	0	0	0.00	0
MoDOT Financial Services		0	0.00	0	0	0.00	0	0	0.00	0
MoDOT Motor Carrier Services		0	0.00	0	0	0.00	0	0	0.00	0
Moberly Police Dept.	Alcohol/Drug Involved	0	0.00	0	2	0.67	0	34	11.33	5
Moberly Police Dept.	Speed - Exceeded Limit	0	0.00	0	1	0.33	1	6	2.00	4
Moberly Police Dept.	Hazardous Moving Violations	1	0.33	0	1	0.33	2	319	106.33	62
Moline Acres Police Dept.	Alcohol/Drug Involved	0	0.00	0	0	0.00	0	1	0.33	0
Moline Acres Police Dept.	Speed - Exceeded Limit	0	0.00	0	1	0.33	0	2	0.67	0
Moline Acres Police Dept.	Hazardous Moving Violations	0	0.00	0	1	0.33	1	10	3.33	9
Monett Police Dept.	Alcohol/Drug Involved	0	0.00	0	2	0.67	0	43	14.33	4
Monett Police Dept.	Speed - Exceeded Limit	1	0.33	0	1	0.33	0	8	2.67	2
Monett Police Dept.	Hazardous Moving Violations	1	0.33	0	5	1.67	1	164	54.67	29
Morgan County Sheriff's	Alcohol/Drug Involved	2	0.67	1	0	0.00	0	84	28.00	20
Morgan County Sheriff's	Speed - Exceeded Limit	0	0.00	0	1	0.33	1	5	1.67	1
Morgan County Sheriff's	Hazardous Moving Violations	5	1.67	3	28	9.33	5	301	100.33	91
Mothers Against Drunk Driving		0	0.00	0	0	0.00	0	0	0.00	0
Mountain View Police Dept.	Alcohol/Drug Involved	0	0.00	0	0	0.00	1	3	1.00	2
Mountain View Police Dept.	Speed - Exceeded Limit	0	0.00	0	1	0.33	0	2	0.67	0
Mountain View Police Dept.	Hazardous Moving Violations	1	0.33	0	1	0.33	1	12	4.00	6
Neosho Police Dept.	Alcohol/Drug Involved	0	0.00	0	3	1.00	1	44	14.67	10
Neosho Police Dept.	Speed - Exceeded Limit	0	0.00	0	0	0.00	0	11	3.67	0
Neosho Police Dept.	Hazardous Moving Violations	0	0.00	0	6	2.00	0	174	58.00	46

Nevada Police Dept.	Alcohol/Drug Involved	0	0.00	0	2	0.67	0	25	8.33	11
Nevada Police Dept.	Speed - Exceeded Limit	0	0.00	0	0	0.00	0	11	3.67	6
Nevada Police Dept.	Hazardous Moving Violations	1	0.33	0	2	0.67	1	143	47.67	43
Newton County Sheriff's	Alcohol/Drug Involved	5	1.67	3	7	2.33	7	163	54.33	53
Newton County Sheriff's	Speed - Exceeded Limit	1	0.33	1	3	1.00	0	21	7.00	7
Newton County Sheriff's	Hazardous Moving Violations	6	2.00	4	43	14.33	16	516	172.00	168
Nixa Police Dept.	Alcohol/Drug Involved	0	0.00	0	2	0.67	0	32	10.67	14
Nixa Police Dept.	Speed - Exceeded Limit	0	0.00	0	1	0.33	0	11	3.67	4
Nixa Police Dept.	Hazardous Moving Violations	0	0.00	0	3	1.00	2	293	97.67	76
North Kansas City Police Dept.	Alcohol/Drug Involved	0	0.00	1	1	0.33	1	38	12.67	10
North Kansas City Police Dept.	Speed - Exceeded Limit	0	0.00	1	1	0.33	0	15	5.00	4
North Kansas City Police Dept.	Hazardous Moving Violations	0	0.00	1	4	1.33	1	395	131.67	96
Northwoods Police Dept.	Alcohol/Drug Involved	0	0.00	0	0	0.00	0	4	1.33	1
Northwoods Police Dept.	Speed - Exceeded Limit	0	0.00	0	0	0.00	0	1	0.33	2
Northwoods Police Dept.	Hazardous Moving Violations	0	0.00	0	0	0.00	0	20	6.67	5
Oak Grove Police Dept	Alcohol/Drug Involved	1	0.33	0	1	0.33	0	18	6.00	7
Oak Grove Police Dept	Speed - Exceeded Limit	0	0.00	1	1	0.33	0	15	5.00	2
Oak Grove Police Dept	Hazardous Moving Violations	0	0.00	1	3	1.00	2	88	29.33	34
O'Fallon Police Dept.	Alcohol/Drug Involved	0	0.00	0	0	0.00	0	0	0.00	0
O'Fallon Police Dept.	Speed - Exceeded Limit	0	0.00	0	0	0.00	0	0	0.00	0
O'Fallon Police Dept.	Hazardous Moving Violations	0	0.00	0	0	0.00	0	0	0.00	0
Office of State Courts Administrator		0	0.00	0	0	0.00	0	0	0.00	0
Olivette Police Dept.	Alcohol/Drug Involved	0	0.00	0	1	0.33	0	19	6.33	11
Olivette Police Dept.	Speed - Exceeded Limit	0	0.00	0	2	0.67	0	5	1.67	1
Olivette Police Dept.	Hazardous Moving Violations	0	0.00	0	3	1.00	0	165	55.00	73
Oronogo Police Dept.	Alcohol/Drug Involved	0	0.00	0	0	0.00	0	0	0.00	1
Oronogo Police Dept.	Speed - Exceeded Limit	0	0.00	0	0	0.00	0	0	0.00	1
Oronogo Police Dept.	Hazardous Moving Violations	0	0.00	0	0	0.00	0	2	0.67	2
Osage Beach	Alcohol/Drug Involved	0	0.00	0	1	0.33	1	21	7.00	4
Osage Beach	Speed - Exceeded Limit	0	0.00	1	0	0.00	0	5	1.67	1
Osage Beach	Hazardous Moving Violations	0	0.00	1	2	0.67	0	185	61.67	45
Overland Police Dept.	Alcohol/Drug Involved	0	0.00	0	3	1.00	0	80	26.67	10
Overland Police Dept.	Speed - Exceeded Limit	0	0.00	0	5	1.67	1	79	26.33	19
Overland Police Dept.	Hazardous Moving Violations	1	0.33	0	13	4.33	1	550	183.33	100
Ozark Police Dept.	Alcohol/Drug Involved	2	0.67	1	1	0.33	1	51	17.00	9
Ozark Police Dept.	Speed - Exceeded Limit	2	0.67	1	2	0.67	1	23	7.67	7
Ozark Police Dept.	Hazardous Moving Violations	3	1.00	1	26	8.67	4	504	168.00	93
Pacific Police Dept.	Alcohol/Drug Involved	1	0.33	0	1	0.33	0	8	2.67	2
Pacific Police Dept.	Speed - Exceeded Limit	0	0.00	0	1	0.33	0	11	3.67	2
Pacific Police Dept.	Hazardous Moving Violations	0	0.00	0	4	1.33	0	99	33.00	32
Palmyra Police Dept.	Alcohol/Drug Involved	0	0.00	0	0	0.00	0	6	2.00	4
Palmyra Police Dept.	Speed - Exceeded Limit	0	0.00	0	0	0.00	0	2	0.67	1
Palmyra Police Dept.	Hazardous Moving Violations	0	0.00	0	1	0.33	0	34	11.33	11
Parma Police Dept.	Alcohol/Drug Involved	0	0.00	0	0	0.00	0	0	0.00	0
Parma Police Dept.	Speed - Exceeded Limit	0	0.00	0	0	0.00	0	0	0.00	0
Parma Police Dept.	Hazardous Moving Violations	0	0.00	0	0	0.00	0	0	0.00	0
Peculiar Police Dept.	Alcohol/Drug Involved	0	0.00	0	1	0.33	0	18	6.00	2
Peculiar Police Dept.	Speed - Exceeded Limit	0	0.00	0	1	0.33	0	14	4.67	2
Peculiar Police Dept.	Hazardous Moving Violations	0	0.00	0	3	1.00	0	82	27.33	13
Pevely Police Dept.	Alcohol/Drug Involved	0	0.00	0	1	0.33	0	10	3.33	2
Pevely Police Dept.	Speed - Exceeded Limit	0	0.00	0	1	0.33	0	8	2.67	0
Pevely Police Dept.	Hazardous Moving Violations	0	0.00	0	2	0.67	0	84	28.00	29

Phelps County Sheriff's Dept.	Alcohol/Drug Involved	7	2.33	3	16	5.33	2	99	33.00	37
Phelps County Sheriff's Dept.	Speed - Exceeded Limit	3	1.00	1	2	0.67	0	31	10.33	6
Phelps County Sheriff's Dept.	Hazardous Moving Violations	13	4.33	2	24	8.00	8	520	173.33	160
Platte County Sheriff's	Alcohol/Drug Involved	3	1.00	0	5	1.67	2	92	30.67	18
Platte County Sheriff's	Speed - Exceeded Limit	2	0.67	0	3	1.00	0	45	15.00	5
Platte County Sheriff's	Hazardous Moving Violations	4	1.33	0	14	4.67	2	389	129.67	107
Pleasant Hill Police Dept.	Alcohol/Drug Involved	1	0.33	0	2	0.67	0	21	7.00	7
Pleasant Hill Police Dept.	Speed - Exceeded Limit	1	0.33	0	3	1.00	0	18	6.00	6
Pleasant Hill Police Dept.	Hazardous Moving Violations	2	0.67	0	6	2.00	0	95	31.67	26
Potosi Police Dept.	Alcohol/Drug Involved	0	0.00	0	1	0.33	0	18	6.00	1
Potosi Police Dept.	Speed - Exceeded Limit	0	0.00	0	0	0.00	0	4	1.33	1
Potosi Police Dept.	Hazardous Moving Violations	0	0.00	0	1	0.33	0	43	14.33	8
Raymore Police Dept.	Alcohol/Drug Involved	0	0.00	0	0	0.00	0	22	7.33	1
Raymore Police Dept.	Speed - Exceeded Limit	0	0.00	0	1	0.33	0	16	5.33	2
Raymore Police Dept.	Hazardous Moving Violations	0	0.00	0	1	0.33	0	124	41.33	23
Raytown Police Dept.	Alcohol/Drug Involved	1	0.33	0	3	1.00	2	89	29.67	31
Raytown Police Dept.	Speed - Exceeded Limit	0	0.00	0	5	1.67	2	58	19.33	25
Raytown Police Dept.	Hazardous Moving Violations	0	0.00	0	6	2.00	3	348	116.00	134
REJIS		0	0.00	0	0	0.00	0	0	0.00	0
Republic Police Dept.	Alcohol/Drug Involved	0	0.00	0	1	0.33	0	32	10.67	12
Republic Police Dept.	Speed - Exceeded Limit	2	0.67	0	1	0.33	0	14	4.67	4
Republic Police Dept.	Hazardous Moving Violations	2	0.67	0	2	0.67	0	176	58.67	36
Richmond Heights Police Dept.	Alcohol/Drug Involved	0	0.00	0	1	0.33	0	32	10.67	13
Richmond Heights Police Dept.	Speed - Exceeded Limit	0	0.00	0	2	0.67	0	23	7.67	11
Richmond Heights Police Dept.	Hazardous Moving Violations	0	0.00	0	11	3.67	0	881	293.67	303
Riverside Police Dept.	Alcohol/Drug Involved	2	0.67	0	1	0.33	0	21	7.00	3
Riverside Police Dept.	Speed - Exceeded Limit	1	0.33	0	2	0.67	0	15	5.00	1
Riverside Police Dept.	Hazardous Moving Violations	1	0.33	0	3	1.00	0	127	42.33	46
Rolla Police Dept.	Alcohol/Drug Involved	2	0.67	0	4	1.33	0	79	26.33	14
Rolla Police Dept.	Speed - Exceeded Limit	2	0.67	0	1	0.33	0	33	11.00	8
Rolla Police Dept.	Hazardous Moving Violations	3	1.00	0	10	3.33	6	670	223.33	241
Safe and Sober, Inc.		0	0.00	0	0	0.00	0	0	0.00	0
Safety & Health Council of Western MO KS		0	0.00	0	0	0.00	0	0	0.00	0
Scott City Police Dept.	Alcohol/Drug Involved	1	0.33	0	0	0.00	0	17	5.67	1
Scott City Police Dept.	Speed - Exceeded Limit	1	0.33	0	0	0.00	0	14	4.67	1
Scott City Police Dept.	Hazardous Moving Violations	2	0.67	0	1	0.33	0	72	24.00	21
Scott County Sheriff's	Alcohol/Drug Involved	5	1.67	0	14	4.67	3	80	26.67	23
Scott County Sheriff's	Speed - Exceeded Limit	1	0.33	0	2	0.67	0	7	2.33	3
Scott County Sheriff's	Hazardous Moving Violations	4	1.33	0	23	7.67	2	260	86.67	110
Sedalia Police Dept.	Alcohol/Drug Involved	0	0.00	1	7	2.33	0	76	25.33	27
Sedalia Police Dept.	Speed - Exceeded Limit	1	0.33	1	1	0.33	0	36	12.00	4
Sedalia Police Dept.	Hazardous Moving Violations	1	0.33	2	5	1.67	0	632	210.67	145
Shrewsbury Police Dept.	Alcohol/Drug Involved	0	0.00	0	3	1.00	0	18	6.00	6
Shrewsbury Police Dept.	Speed - Exceeded Limit	0	0.00	0	1	0.33	0	6	2.00	1
Shrewsbury Police Dept.	Hazardous Moving Violations	0	0.00	0	1	0.33	0	108	36.00	44
Sikeston Dept. of Public Safety	Alcohol/Drug Involved	2	0.67	0	0	0.00	0	48	16.00	6
Sikeston Dept. of Public Safety	Speed - Exceeded Limit	1	0.33	1	2	0.67	0	12	4.00	2
Sikeston Dept. of Public Safety	Hazardous Moving Violations	3	1.00	1	8	2.67	2	470	156.67	110
Smithville Police Dept.	Alcohol/Drug Involved	1	0.33	1	2	0.67	0	21	7.00	10
Smithville Police Dept.	Speed - Exceeded Limit	0	0.00	0	0	0.00	0	13	4.33	5
Smithville Police Dept.	Hazardous Moving Violations	0	0.00	0	4	1.33	2	105	35.00	43
Springfield Police Dept.	Alcohol/Drug Involved	7	2.33	3	25	8.33	11	799	266.33	277

Springfield Police Dept.	Speed - Exceeded Limit	10	3.33	4	14	4.67	7	330	110.00	138
Springfield Police Dept.	Hazardous Moving Violations	11	3.67	5	44	14.67	18	4008	1336.00	818
St. Ann Police Dept.	Alcohol/Drug Involved	0	0.00	0	1	0.33	0	24	8.00	8
St. Ann Police Dept.	Speed - Exceeded Limit	0	0.00	0	1	0.33	0	17	5.67	10
St. Ann Police Dept.	Hazardous Moving Violations	0	0.00	0	3	1.00	0	145	48.33	32
St. Charles City Police	Alcohol/Drug Involved	3	1.00	2	16	5.33	1	293	97.67	60
St. Charles City Police	Speed - Exceeded Limit	2	0.67	0	7	2.33	0	84	28.00	17
St. Charles City Police	Hazardous Moving Violations	4	1.33	3	18	6.00	3	1364	454.67	382
St. Charles County Police Department	Alcohol/Drug Involved	11	3.67	5	27	9.00	3	283	94.33	83
St. Charles County Police Department	Speed - Exceeded Limit	3	1.00	3	24	8.00	3	169	56.33	54
St. Charles County Police Department	Hazardous Moving Violations	13	4.33	5	67	22.33	8	1714	571.33	598
St. Charles County Sheriff's	Alcohol/Drug Involved	11	3.67	5	27	9.00	3	283	94.33	83
St. Charles County Sheriff's	Speed - Exceeded Limit	3	1.00	3	24	8.00	3	169	56.33	54
St. Charles County Sheriff's	Hazardous Moving Violations	13	4.33	5	67	22.33	8	1714	571.33	598
St. Clair Police Dept.	Alcohol/Drug Involved	1	0.33	0	2	0.67	0	23	7.67	2
St. Clair Police Dept.	Speed - Exceeded Limit	0	0.00	0	1	0.33	0	9	3.00	2
St. Clair Police Dept.	Hazardous Moving Violations	3	1.00	0	3	1.00	0	126	42.00	38
St. John Police Dept.	Alcohol/Drug Involved	2	0.67	1	0	0.00	0	33	11.00	22
St. John Police Dept.	Speed - Exceeded Limit	2	0.67	1	0	0.00	1	20	6.67	8
St. John Police Dept.	Hazardous Moving Violations	2	0.67	1	2	0.67	1	153	51.00	66
St. Joseph Police Dept.	Alcohol/Drug Involved	4	1.33	1	31	10.33	7	367	122.33	106
St. Joseph Police Dept.	Speed - Exceeded Limit	6	2.00	2	22	7.33	3	153	51.00	58
St. Joseph Police Dept.	Hazardous Moving Violations	8	2.67	2	106	35.33	25	1940	646.67	742
St. Joseph Safety & Health Council		0	0.00	0	0	0.00	0	0	0.00	0
St. Louis County Police	Alcohol/Drug Involved	8	2.67	3	61	20.33	10	621	207.00	114
St. Louis County Police	Speed - Exceeded Limit	7	2.33	3	32	10.67	6	401	133.67	86
St. Louis County Police	Hazardous Moving Violations	12	4.00	5	114	38.00	26	6018	2006.00	1313
St. Louis Metro Police	Alcohol/Drug Involved	11	3.67	5	30	10.00	2	507	169.00	81
St. Louis Metro Police	Speed - Exceeded Limit	51	17.00	16	82	27.33	19	1404	468.00	319
St. Louis Metro Police	Hazardous Moving Violations	54	18.00	18	150	50.00	33	7716	2572.00	1548
St. Peters Police Dept.	Alcohol/Drug Involved	2	0.67	1	6	2.00	0	168	56.00	48
St. Peters Police Dept.	Speed - Exceeded Limit	1	0.33	0	7	2.33	0	62	20.67	21
St. Peters Police Dept.	Hazardous Moving Violations	2	0.67	0	14	4.67	6	1423	474.33	347
St. Robert Police Dept.	Alcohol/Drug Involved	1	0.33	0	2	0.67	1	35	11.67	6
St. Robert Police Dept.	Speed - Exceeded Limit	0	0.00	0	2	0.67	1	13	4.33	2
St. Robert Police Dept.	Hazardous Moving Violations	0	0.00	0	7	2.33	1	210	70.00	42
Ste. Genevieve County Sheriff's Dept.	Alcohol/Drug Involved	4	1.33	2	5	1.67	3	56	18.67	25
Ste. Genevieve County Sheriff's Dept.	Speed - Exceeded Limit	1	0.33	1	2	0.67	1	22	7.33	4
Ste. Genevieve County Sheriff's Dept.	Hazardous Moving Violations	6	2.00	4	17	5.67	3	207	69.00	84
Stone County Sheriff's	Alcohol/Drug Involved	6	2.00	2	13	4.33	6	118	39.33	31
Stone County Sheriff's	Speed - Exceeded Limit	3	1.00	1	3	1.00	1	21	7.00	7
Stone County Sheriff's	Hazardous Moving Violations	10	3.33	3	43	14.33	8	454	151.33	140
Sugar Creek Police Dept.	Alcohol/Drug Involved	0	0.00	0	1	0.33	1	18	6.00	3
Sugar Creek Police Dept.	Speed - Exceeded Limit	0	0.00	0	0	0.00	1	17	5.67	7
Sugar Creek Police Dept.	Hazardous Moving Violations	0	0.00	0	3	1.00	1	67	22.33	25
Sullivan Police Dept.	Alcohol/Drug Involved	1	0.33	1	2	0.67	1	20	6.67	4
Sullivan Police Dept.	Speed - Exceeded Limit	1	0.33	0	1	0.33	0	5	1.67	3
Sullivan Police Dept.	Hazardous Moving Violations	1	0.33	0	1	0.33	0	76	25.33	20
Town & Country Police	Alcohol/Drug Involved	0	0.00	0	5	1.67	2	74	24.67	23
Town & Country Police	Speed - Exceeded Limit	0	0.00	0	1	0.33	0	20	6.67	5
Town & Country Police	Hazardous Moving Violations	1	0.33	0	23	7.67	2	1387	462.33	536
Traffic & Highway Safety Div		0	0.00	0	0	0.00	0	0	0.00	0

Trailnet		0	0.00	0	0	0.00	0	0	0.00	0
Troy Police Dept.	Alcohol/Drug Involved	2	0.67	0	4	1.33	0	32	10.67	9
Troy Police Dept.	Speed - Exceeded Limit	0	0.00	0	0	0.00	0	5	1.67	1
Troy Police Dept.	Hazardous Moving Violations	0	0.00	0	1	0.33	0	161	53.67	39
Union Police Dept.	Alcohol/Drug Involved	0	0.00	0	8	2.67	1	51	17.00	2
Union Police Dept.	Speed - Exceeded Limit	0	0.00	0	1	0.33	0	10	3.33	1
Union Police Dept.	Hazardous Moving Violations	0	0.00	0	3	1.00	2	239	79.67	42
University City Police	Alcohol/Drug Involved	3	1.00	1	2	0.67	1	61	20.33	29
University City Police	Speed - Exceeded Limit	0	0.00	1	0	0.00	1	33	11.00	10
University City Police	Hazardous Moving Violations	0	0.00	1	2	0.67	2	283	94.33	63
University of MO Curators		0	0.00	0	0	0.00	0	0	0.00	0
Vanita Park Police Dept.	Alcohol/Drug Involved	0	0.00	0	0	0.00	0	0	0.00	0
Vanita Park Police Dept.	Speed - Exceeded Limit	0	0.00	0	0	0.00	0	0	0.00	0
Vanita Park Police Dept.	Hazardous Moving Violations	0	0.00	0	0	0.00	0	0	0.00	0
Washington County Sheriff's Dept.	Alcohol/Drug Involved	16	5.33	0	13	4.33	3	115	38.33	28
Washington County Sheriff's Dept.	Speed - Exceeded Limit	6	2.00	0	4	1.33	1	28	9.33	3
Washington County Sheriff's Dept.	Hazardous Moving Violations	16	5.33	0	28	9.33	9	312	104.00	77
Washington Police Dept.	Alcohol/Drug Involved	0	0.00	0	2	0.67	1	59	19.67	20
Washington Police Dept.	Speed - Exceeded Limit	1	0.33	0	0	0.00	2	12	4.00	5
Washington Police Dept.	Hazardous Moving Violations	1	0.33	0	0	0.00	2	431	143.67	146
Washington University in St. Louis		0	0.00	0	0	0.00	0	0	0.00	0
Waynesville Police Dept.	Alcohol/Drug Involved	0	0.00	0	1	0.33	0	23	7.67	5
Waynesville Police Dept.	Speed - Exceeded Limit	0	0.00	0	1	0.33	0	16	5.33	5
Waynesville Police Dept.	Hazardous Moving Violations	0	0.00	0	3	1.00	0	92	30.67	22
Wayne County Sheriff's	Alcohol/Drug Involved	1	0.33	1	14	4.67	4	76	25.33	24
Wayne County Sheriff's	Speed - Exceeded Limit	0	0.00	0	0	0.00	0	1	0.33	1
Wayne County Sheriff's	Hazardous Moving Violations	4	1.33	1	13	4.33	4	222	74.00	65
Webb City Police Dept.	Alcohol/Drug Involved	0	0.00	1	1	0.33	3	29	9.67	8
Webb City Police Dept.	Speed - Exceeded Limit	0	0.00	0	0	0.00	0	9	3.00	2
Webb City Police Dept.	Hazardous Moving Violations	0	0.00	0	6	2.00	3	234	78.00	47
Webster County Sheriff's Dept.	Alcohol/Drug Involved	4	1.33	1	10	3.33	5	91	30.33	34
Webster County Sheriff's Dept.	Speed - Exceeded Limit	3	1.00	0	7	2.33	0	32	10.67	2
Webster County Sheriff's Dept.	Hazardous Moving Violations	7	2.33	4	40	13.33	9	461	153.67	125
Webster Groves Police Dept.	Alcohol/Drug Involved	0	0.00	0	1	0.33	0	43	14.33	15
Webster Groves Police Dept.	Speed - Exceeded Limit	0	0.00	0	3	1.00	0	23	7.67	10
Webster Groves Police Dept.	Hazardous Moving Violations	0	0.00	0	12	4.00	1	360	120.00	93
Wentzville Police Dept.	Alcohol/Drug Involved	0	0.00	0	1	0.33	1	41	13.67	14
Wentzville Police Dept.	Speed - Exceeded Limit	0	0.00	0	1	0.33	0	25	8.33	9
Wentzville Police Dept.	Hazardous Moving Violations	0	0.00	0	10	3.33	3	445	148.33	129
West Plains Police Dept.	Alcohol/Drug Involved	0	0.00	0	0	0.00	0	50	16.67	12
West Plains Police Dept.	Speed - Exceeded Limit	0	0.00	0	1	0.33	0	14	4.67	6
West Plains Police Dept.	Hazardous Moving Violations	0	0.00	0	1	0.33	0	270	90.00	82
Willow Springs Police Dept.	Alcohol/Drug Involved	0	0.00	0	0	0.00	0	3	1.00	0
Willow Springs Police Dept.	Speed - Exceeded Limit	0	0.00	0	0	0.00	0	1	0.33	0
Willow Springs Police Dept.	Hazardous Moving Violations	0	0.00	0	1	0.33	0	23	7.67	4



# APPENDIX C-FY 2015 TRAINING REPORT

## Fiscal Year 2015 Training Report

Report illustrates all training courses conducted and funded using Highway Safety Grant funding during the fiscal year and the agencies who attended.

Course	Course Hours	Participants	CEU Hours	Agency Types attended
Advanced Crash Investigation	67	19	48	MSHP,
Advanced Crash Investigation	67	22	48	MSHP, Police, Sheriff,
ARIDE	16	12	16	Police, Sheriff,
ARIDE	16	15	16	Police, Sheriff,
ARIDE	16	21	16	MSHP, Other, Police, Sheriff,
ARIDE	16	28	16	MSHP, Police, Sheriff,
ARIDE	16	15	16	MSHP, Police, Sheriff,
ARIDE	16	6	16	Police, University,
ARIDE	16	4	16	Police,
ARIDE	16	14	16	Police, Sheriff, Prosecuting Attorney,
ARIDE	16	19	16	Police, Sheriff, Prosecuting Attorney,
BAC Type II	59	31	0	MSHP,
BAC Type II Supervisor	55	12	51	MSHP, Police,
BAC Type II Supervisor	40	10	40	Police, Sheriff,
BAC Type II Supervisor	40	11	40	Police,
BAC Type II Supervisor	40	12	40	Police, State Agency,
BAC Type II Supervisor	40	11	40	Police, Sheriff, State Agency,
BAC Type II Supervisor	40	10	40	Police, Sheriff,
BAC Type II Supervisor	40	10	40	MSHP, Police, Sheriff,
BAC Type II Supervisor Lab	14	8	14	Police, Sheriff,
BAC Type II Supervisor Lab	14	5	14	Police,
BAC Type II Supervisor Lab	14	8	14	Police, Sheriff,
BAC Type II Supervisor Lab	14	10	14	Police, Sheriff,
BAC Type II Supervisor Lab	14	6	14	Police,
BAC Type II Supervisor Lab	14	17	14	Police,
BAC Type II Supervisor Lab	14	10	14	Police, Sheriff,
BAC Type II Supervisor Lab	14	8	14	Police, Sheriff,
BAC Type II Supervisor Lab	8	2	8	Police,
BAC Type II Supervisor Lab	14	6	14	Police,
BAC Type II Supervisor Lab	8	5	8	Police, Sheriff,
BAC Type II Supervisor Lab	14	5	14	Police, State Agency,
BAC Type II Supervisor Lab	16	3	16	Police,
BAC Type II Supervisor Lab	14	1	14	Police,
BAC Type II Supervisor Lab	14	4	14	Police,
BAC Type II Supervisor Lab	14	10	14	Police, Sheriff,
BAC Type II Supervisor Lab	8	5	8	Police,
BAC Type II Supervisor Lab	14	2	14	Police,
BAC Type II Supervisor Lab	14	7	14	Police,
BAC Type II Supervisor Lab	8	6	8	Police, Sheriff,
BAC Type II Supervisor Lab	8	6	8	MSHP, Police,
BAC Type II Supervisor Lab	14	4	14	Police, State Agency,
BAC Type II Supervisor Lab	14	4	14	Police, Sheriff,
BAC Type II Supervisor Lab	8	8	8	Police, Sheriff,
BAC Type II Supervisor Lab	8	2	8	Police,
BAC Type II Supervisor Lab	14	8	14	Police, Sheriff,
BAC Type II Supervisor Lab	14	2	14	MSHP, Police,
BAC Type II Supervisor Lab	8	7	8	Police, Sheriff,
BAC Type II Supervisor Lab	14	4	14	Police, Sheriff,
BAC Type II Supervisor Lab	8	8	8	MSHP, Police, Sheriff, University,
BAC Type II Supervisor Lab	14	3	14	Police,
BAC Type II Supervisor Lab	14	4	14	Police,
BAC Type II Supervisor Lab	14	1	14	Police,
BAC Type II Supervisor Lab	14	7	14	Police,
BAC Type III Operator	36	9	36	Police, Sheriff,
BAC Type III Operator	24	9	24	Police, Sheriff,
BAC Type III Operator	24	9	24	Police, Sheriff, City Government,
BAC Type III Operator	32	12	32	Police,
BAC Type III Operator	32	11	32	Police, Sheriff,
BAC Type III Operator	32	8	32	Police,
BAC Type III Operator	24	13	24	Sheriff,
BAC Type III Operator	32	11	32	Police, Sheriff,
BAC Type III Operator	32	12	32	Police, Sheriff,
BAC Type III Operator	32	12	32	Police,
BAC Type III Operator	32	12	32	Police, Sheriff,
BAC Type III Operator	32	11	32	Police, Sheriff,
BAC Type III Operator Lab	4	9	4	Police, Sheriff,
BAC Type III Operator Lab	4	4	4	Police,
BAC Type III Operator Lab	4	12	4	Police,
BAC Type III Operator Lab	4	11	4	Police, Sheriff,
BAC Type III Operator Lab	4	7	4	Police,
BAC Type III Operator Lab	0	5	4	Police,
BAC Type III Operator Lab	4	8	4	Police,

BAC Type III Operator Lab	4	1	4	Police,
BAC Type III Operator Lab	4	8	4	Police, Sheriff,
BAC Type III Operator Lab	4	3	4	Police,
BAC Type III Operator Lab	4	4	4	Police,
BAC Type III Operator Lab	4	6	4	Police, Sheriff,
BAC Type III Operator Lab	4	2	4	Police,
BAC Type III Operator Lab	4	4	4	Police,
BAC Type III Operator Lab	4	2	4	Police,
BAC Type III Operator Lab	4	1	4	Police,
BAC Type III Operator Lab	4	4	4	Police,
BAC Type III Operator Lab	4	6	4	Police, Sheriff,
BAC Type III Operator Lab	4	4	4	Police, Sheriff,
BAC Type III Operator Lab	4	3	4	Police,
BAC Type III Operator Lab	4	1	4	Police,
BAC Type III Operator Lab	4	10	4	Police,
BAC Type III Operator Lab	4	9	4	Police,
BAC Type III Operator Lab	4	9	4	Police, Sheriff,
BAC Type III Operator Lab	4	5	4	Police,
Basic Crash Investigation	37	31	31	Other, Police, Sheriff,
Basic Crash Investigation	72	32	0	MSHP,
Basic Crash Investigation	72	32	0	MSHP,
Beyond the Ticket	8	22	8	Police, Sheriff,
Crash Investigation I	20	9	0	Police, Sheriff,
Crash Investigation II	20	10	0	Police, Sheriff,
Crash Investigation III	20	9	0	Police, Sheriff,
Crash Investigation IV	20	14	0	Police, Sheriff,
Crash Investigation V	20	14	0	Police, Sheriff,
Crash Investigation VI	20	14	0	Police, Sheriff,
Crash Reconstruction	80	23	68	MSHP, Police, Sheriff,
Crash Reconstruction	18	9	15	Police,
Crash Reconstruction	80	6	0	Police, Sheriff,
Crash Reconstruction Prep	16	6	0	Police,
DITEP	16	7	16	Police,
DITEP	16	12	16	Police, School District,
DITEP	16	27	16	High School, Police,
DITEP	16	9	16	High School, Police,
DITEP	16	5	16	High School, Police,
DITEP	16	12	16	High School, Police,
DITEP	16	33	16	Police, School District,
DITEP	16	15	16	Police,
DITEP	16	24	16	Police, School District,
DRE Training	80	12	72	MSHP, Police, Sheriff,
DWI Case Law Update	4	20	4	MSHP, Police, Sheriff, Prosecuting Attorney, Judges,
DWI Case Law Update	4	7	4	MSHP, Police, Sheriff, Prosecuting Attorney,
DWI Case Law Update	4	28	4	MSHP, Police, State Agency, University, Prosecuting Attorney, Judges,
DWI Case Law Update	4	18	4	MSHP, Police, Sheriff, Prosecuting Attorney, Judges,
DWI Case Law Update	4	34	4	MSHP, Police, Sheriff, Prosecuting Attorney, Judges, Court Staff,
DWI Case Law Update	4	18	4	MSHP, Police, Sheriff, Prosecuting Attorney, Court Staff,
DWI Case Law Update	4	15	4	MSHP, Police, Sheriff,
DWI Case Law Update	4	30	4	MSHP, Police, Sheriff, Court Staff,
DWI Case Law Update	4	27	4	Police, Prosecuting Attorney, Court Staff,
DWI Case Law Update	4	38	4	MSHP, Police, State Agency, Prosecuting Attorney,
DWI Crash Investigation	8	8	8	Police, Medical Facility,
DWI Crash Investigation	8	14	8	Police, Sheriff,
DWI Enforcement Strategies for Sma	8	13	8	Police, Sheriff,
DWI Enforcement Strategies for Sma	8	22	8	Sheriff,
DWI Enforcement Strategies for Sma	8	10	8	Police, Sheriff,
Electric Vehicle Safety	4	20	0.4	Fire,
Electric Vehicle Safety	4	16	0.4	Fire,
Electric Vehicle Safety	4	17	0.4	Fire,
Electric Vehicle Safety	4	15	0.4	Fire,
Electric Vehicle Safety	4	21	0.4	Fire,
Electric Vehicle Safety	4	14	4	Fire,
Electric Vehicle Safety	4	43	0.4	EMS,
Electric Vehicle Safety	4	19	0.4	Fire,
Electric Vehicle Safety	4	26	0.4	Fire,
Electric Vehicle Safety	4	28	0.4	Fire,
Electric Vehicle Safety	4	25	0.4	Fire,
Emergency Vehicle Safety	12	23	1.2	Fire,
Emergency Vehicle Safety	16	15	1.6	Fire,
Emergency Vehicle Safety	8	20	0.8	Fire,
Emergency Vehicle Safety	8	17	0.8	Fire,
Emergency Vehicle Safety	8	24	8	Fire,
Emergency Vehicle Safety	16	29	1.6	Fire,
Emergency Vehicle Safety	16	22	1.6	Fire,
Emergency Vehicle Safety	8	40	0.8	Fire,
Emergency Vehicle Safety	16	19	1.6	Fire,

Emergency Vehicle Safety	16	18	1.6	Fire,
Emergency Vehicle Safety	12	23	1.2	Fire,
Emergency Vehicle Safety	8	18	8	Fire,
Emergency Vehicle Safety	8	29	0.8	Fire,
Emergency Vehicle Safety	16	16	1.6	Fire,
Emergency Vehicle Safety	16	28	1.6	Fire,
Emergency Vehicle Safety	8	12	0.8	Fire,
Emergency Vehicle Safety	16	15	1.6	Fire,
Emergency Vehicle Safety	16	23	1.6	Fire,
Emergency Vehicle Safety	8	42	0.8	Fire,
Emergency Vehicle Safety	8	25	0.8	Fire,
EVOC	40	17	42	MSHP, Other, Police, Sheriff,
EVOC	32	32	0	MSHP,
EVOC	40	6	42	Other, Police,
EVOC II Refresher	16	5	16	MSHP,
EVOC II Refresher	16	6	16	MSHP,
EVOC Instructor	40	12	40	MSHP, Other, Police,
EVOC Instructor	40	12	40	MSHP, Police,
High Risk Vehicle Stops	8	18	8	Police, Sheriff,
High Risk Vehicle Stops	8	12	8	Sheriff,
Instructor Development	40	4	40	Other, Police, Sheriff,
Instructor Development	40	10	40	Other, Police, Sheriff,
Law Enforcement Driver Training	8	9	8	Sheriff,
Law Enforcement Driver Training	8	12	8	Police,
Law Enforcement Driver Training	8	15	8	Sheriff,
Law Enforcement Driver Training	8	0	8	Sheriff,
Law Enforcement Driver Training	8	7	8	Sheriff,
Law Enforcement Driver Training	8	8	8	Sheriff,
Law Enforcement Driver Training	8	6	8	Police,
Law Enforcement Driver Training	8	5	8	Police,
Law Enforcement Driver Training	8	5	8	Police,
Law Enforcement Driver Training	8	3	8	Police,
Law Enforcement Driver Training	8	5	8	Police,
Law Enforcement Driver Training	8	5	8	Police,
Law Enforcement Driver Training	8	3	8	Police,
Law Enforcement Driver Training	8	5	8	Police,
Law Enforcement Driver Training	8	3	8	Police,
Law Enforcement Driver Training	8	6	8	Police,
Law Enforcement Driver Training	8	4	8	Police,
Law Enforcement Driver Training	8	4	8	Police,
Law Enforcement Driver Training	8	4	8	Police,
Law Enforcement Driver Training	8	4	0	Police,
Law Enforcement Driver Training	8	4	8	Police,
Law Enforcement Driver Training	8	4	0	Police,
Law Enforcement Driver Training	8	6	8	Police,
Law Enforcement Driver Training	8	3	8	Police,
Law Enforcement Driver Training	8	5	8	Police,
Law Enforcement Driver Training	8	2	8	Police,
Law Enforcement Driver Training	8	4	8	Police,
Law Enforcement Driver Training	8	6	8	Police,
Law Enforcement Driver Training	8	5	0	Police,
Law Enforcement Driver Training	8	5	8	Police,
Law Enforcement Driver Training	8	5	8	Police,
Law Enforcement Driver Training	8	5	8	Police,
Law Enforcement Driver Training	8	5	8	Police,
Law Enforcement Driver Training	8	5	8	Police,
Law Enforcement Driver Training	8	4	8	Police,
Law Enforcement Driver Training	8	4	8	Police,
Law Enforcement Driver Training	8	4	8	Police,
Law Enforcement Driver Training	8	5	8	Police,
Law Enforcement Driver Training	8	5	8	Police,
Law Enforcement Driver Training	8	4	8	Police,
Law Enforcement Driver Training	8	4	8	Police,
Law Enforcement Driver Training	8	4	8	Police,
Law Enforcement Driver Training	8	5	8	Police,
Law Enforcement Driver Training	8	4	8	Police,
Law Enforcement Driver Training	8	4	8	Police,
Law Enforcement Driver Training	8	5	8	Police,
Law Enforcement Driver Training	8	4	8	Police,
Law Enforcement Driver Training	8	5	8	Police,
Law Enforcement Driver Training	8	4	8	Police,
Law Enforcement Driver Training	8	4	8	Police,
Law Enforcement Driver Training	8	5	8	Police,
Law Enforcement Driver Training	8	6	0	Police,

Law Enforcement Driver Training	8	6	8	Police,
Law Enforcement Driver Training	8	5	0	Police,
Law Enforcement Driver Training	8	6	8	Police,
Law Enforcement Driver Training	8	4	8	Police,
Law Enforcement Driver Training	8	6	8	Police,
Law Enforcement Driver Training	8	5	8	Police,
Law Enforcement Driver Training	8	7	8	Police,
Law Enforcement Driver Training	8	5	8	Police,
Law Enforcement Driver Training	8	5	8	Police,
Law Enforcement Driver Training	8	6	8	Police,
Law Enforcement Driver Training	8	5	8	Police,
Law Enforcement Driver Training	8	6	0	Police,
Law Enforcement Driver Training	8	6	8	Police,
Law Enforcement Driver Training	8	5	0	Police,
Law Enforcement Driver Training	8	6	0	Police,
Law Enforcement Driver Training	8	12	8	Sheriff,
Law Enforcement Driver Training	8	8	8	Sheriff,
Law Enforcement Driver Training	8	8	8	Sheriff,
Law Enforcement Driver Training	8	7	8	Sheriff,
Law Enforcement Driver Training	8	11	8	Sheriff,
Law Enforcement Driver Training	8	7	8	Sheriff,
Law Enforcement Driver Training	8	9	8	Sheriff,
Missouri Motor Vehicle Law	8	16	8	Police, Sheriff,
Missouri Motor Vehicle Law	8	13	8	Police, Sheriff,
MOPS	3	115	3	MSHP, Police, Sheriff, State Agency, Fire,
MOPS	16.5	37	16.5	MSHP, Police, Sheriff, State Agency, Prosecuting Attorney, MSHP, Other, Police, Sheriff, State Agency, University, MoDOT, Prosecuting Attorney, Judges, Court
MOPS	7	136	7	Staff, School District,
MOPS	1	56	1	MSHP, Police, Sheriff, State Agency, Prosecuting Attorney,
MOPS	1.5	75	1.5	MSHP, Other, Police, Sheriff, State Agency, University, Prosecuting Attorney, Court Staff,
MOPS	16	24	16	Police, Sheriff,
MOPS	7.5	15	7.5	MSHP, Police, Sheriff,
MOPS	3	57	3	MSHP, Police, Sheriff,
MOPS	7	11	7	MSHP, Police, Sheriff, Prosecuting Attorney,
MOPS	9.3	20	9.3	Prosecuting Attorney,
MOPS	3	62	3	MSHP, Police, Sheriff, State Agency, Prosecuting Attorney,
MOPS	7.5	18	7.5	MSHP, Police, Sheriff, State Agency,
MOPS	14.4	151	14.4	MSHP, Police, Sheriff, State Agency, University, Prosecuting Attorney,
MOPS	7.5	9	7.5	MSHP, Police, Sheriff, State Agency,
MOPS	3	44	3	MSHP, Police, Sheriff,
MOPS	3	52	3	MSHP, Police, State Agency, Prosecuting Attorney,
On-Scene Crash Investigation	6	10	0	Police, Sheriff,
On-Scene Crash Investigation	6	6	0	Other, Police,
Other	4	18	4	MSHP, Police, Sheriff, State Agency,
Other	4	26	4	Police, Sheriff, State Agency,
Other	4	21	4	Police, Sheriff,
Radar and Laser Instructor	32	18	25	MSHP, Other, Police, Sheriff,
Radar and Laser Operator	24	32	0	MSHP,
SFST 24-Hour	24	11	24	Police, Sheriff,
SFST 24-Hour	24	6	24	Sheriff,
SFST 24-Hour	24	12	24	Police, Sheriff, University,
SFST 24-Hour	24	8	24	Police, State Agency,
SFST 24-Hour	24	12	24	Police, Sheriff, State Agency,
SFST 24-Hour	24	7	24	Police,
SFST 24-Hour	24	17	24	Other, Police, Sheriff,
SFST 24-Hour	24	10	24	Police, Sheriff,
SFST 24-Hour	24	20	24	Police,
SFST 24-Hour	24	6	24	Police, Sheriff,
SFST 24-Hour	24	9	24	Police, Sheriff,
SFST 24-Hour	24	5	24	Police, Sheriff,
SFST 24-Hour	24	6	24	Police, Sheriff,
SFST Update	4	8	4	Sheriff, State Agency,
SFST Update	4	14	4	State Agency,
SFST Update	4	15	4	Sheriff, State Agency,
SFST Update	4	16	4	Police, State Agency,
SFST Update	4	18	4	Police, Sheriff, State Agency,
SFST Update	4	7	4	Police, Sheriff,
SFST Update	4	9	4	Police, Sheriff,
SFST Update	4	9	4	Police, Sheriff, State Agency,
Sobriety Checkpoint Supervisor	10	21	9	Police, Sheriff, State Agency,
Sobriety Checkpoint Supervisor	11	17	9	Police, Sheriff,
Sobriety Checkpoint Supervisor	11	17	9	MSHP, Police, Sheriff,
Sobriety Checkpoint Supervisor	11	20	9	MSHP, Police,
Sobriety Checkpoint Supervisor	11	20	9	MSHP, Police,
Sobriety Checkpoint Supervisor	3	1	3	Police,
Sobriety Checkpoint Supervisor	3	19	3	State Agency,
Sobriety Checkpoint Supervisor	3	8	3	Police, Sheriff,



Vehicle Rescue	16	14	1.6	Fire,
Vehicle Rescue	16	24	16	Fire,
Vehicle Rescue	16	21	1.6	Fire,
Vehicle Rescue	16	18	1.6	Fire,
Vehicle Rescue	16	11	1.6	Fire,
Vehicle Rescue	16	22	1.6	EMS,
Vehicle Rescue	16	15	1.6	Fire,
Vehicle Rescue	16	16	1.6	Fire,
Vehicle Rescue	16	34	1.6	Fire,
Vehicle Rescue	16	16	1.6	Fire,
Vehicle Rescue	16	16	16	Fire,
Vehicle Search and Seizure	8	13	8	Police, Sheriff,
Vehicle Search and Seizure	8	26	8	Sheriff,
<b>TOTAL</b>	<b>4499.2</b>	<b>4486</b>	<b>3356.6</b>	