



New Mexico DEPARTMENT OF
TRANSPORTATION
MOBILITY FOR EVERYONE

TRAFFIC SAFETY DIVISION

2015 Annual Report

December 2015

State of New Mexico

**Governor
Susana Martinez**

**NMDOT Cabinet Secretary
TOM CHURCH**
Governor's Representative for Highway Safety

Transportation Commission

**District One – Dr. Kenneth White
District Two – David Sepich
District Three – Keith Mortensen
District Four – Ronald Schmeits
District Five – Butch Mathews
District Six – Jackson Gibson**

Acknowledgments

The NMDOT Traffic Safety Division would like to thank Governor Susana Martinez, NMDOT Cabinet Secretary Tom Church, the National Highway Traffic Safety Administration, Federal Highway Administration, local officials and coordinators, law enforcement and other partners and organizations for their support of Traffic Safety Division (TSD) programs and initiatives during the past year. These partnerships are vital to our success in reducing crashes, fatalities and injuries on New Mexico's roads, streets and highways. Thanks to Traffic Safety partners, TSD contractors and staff for providing information for the 2015 NMDOT/TSD Annual Report.

Editor: Ilene Hall, Pricehall Research

Table of Contents

Executive Summary	4
Mission Statement.....	6
Overview	6
Traffic Safety Planning Participants/ Partners.....	7
Assessment of State’s Progress.....	8
FFY15 NMDOT/TSD PROJECTS AND ACTIVITIES.....	16
Alcohol/ Impaired Driving Program	16
Occupant Protection Program.....	27
Police Traffic Services Program.....	32
Pedestrian and Bicyclist Safety Program.....	36
Motorcycle Safety Program	39
Media and Marketing Program	41
Traffic Records Program.....	53
Driver Education and Safety Program	58
Planning and Administration.....	63
2015 NHTSA Grant Funds Summary.....	66

Executive Summary

New Mexico achieved and exceeded four of the 11 2015 Highway Safety Plan core outcome measure targets for which 2014 FARS data were available. The core behavior measure target (observed seatbelt use) was achieved and exceeded. The State also achieved its two Traffic Records Program performance targets and its Driver Education and Safety Program target.

ACHIEVEMENT OF 2015 PERFORMANCE TARGETS

Unless otherwise noted, target outcomes based on 2014 FARS data

NHTSA/ GHSA Performance Measures	2015 HSP Target	Target Outcome	Status
CORE OUTCOME MEASURES			
C-1: Number of traffic fatalities	330	383	Not Met
C-2: Number of serious injuries* in traffic crashes	1,600	1,336	Achieved
Serious injuries per 100M VMT	6.30	NA**	
C-3: Fatalities per 100M VMT	1.30	NA	
Urban Fatalities per 100M VMT	0.77	NA	
Rural Fatalities per 100M VMT	1.67	NA	
C-4: Number of unrestrained passenger vehicle occupant fatalities, all seat positions	99	98	Achieved
C-5: Number of fatalities in crashes involving a driver or motorcycle operator with a BAC of .08 or above	95	116	Not Met
C-6: Number of speeding-related fatalities	118	129	Not Met
C-7: Number of motorcyclist fatalities	48	46	Achieved
C-8: Number of unhelmeted motorcyclist fatalities	37	35	Achieved
C-9: Number of drivers, age 20 or younger, involved in fatal crashes	38	39	Not Met
C-10: Number of pedestrian fatalities	50	74	Not Met
C-11: Number of bicyclist fatalities	4	5	Not Met
CORE BEHAVIOR MEASURE			
Observed seatbelt use for passenger vehicles, front seat occupants***	92.1 %	93.3	Achieved

*Class A – incapacitating injuries, State data; **Not Available; ***State Survey data

State Performance Measures	2014 Baseline	Target Outcome	Status
TRAFFIC RECORDS PROGRAM			
EMS/Injury Database – Completeness Decrease the percentage of unknowns or blanks in critical data; elements for which unknown is not an acceptable value.	63%	31%	Achieved
Roadway Database – Accuracy Decrease the percentage of all roads segment records with no errors in critical data elements.	12,913 errors	580 errors	Achieved
DRIVER EDUCATION AND SAFETY PROGRAM			
Increase media impressions reached with traffic safety messages	62.3M	62.7M	Achieved

2015 STATE LEGISLATIVE SUMMARY

Relevant Bills Passed

Senate Bill 125 – County Road Speed Limits

County roads without posted speed limits will be set at 55 mph; effective January 1, 2016.

HB65 – Autocycle in Motor Vehicle Code

Defines an autocycle as a 'three-wheeled motorcycle on which the driver and all passengers ride in a completely enclosed, tandem seating area, that is equipped with federal motor vehicle safety standard glazing, a roll cage, safety belts for all occupants, airbag protection, antilock brakes, a steering wheel and pedals.' Also requires autocycles to be registered as motorcycles and have proof of financial responsibility, but a driver is not required to have a motorcycle endorsement to operate an autocycle or required to wear a helmet.

HB91 – Driver Education Insurance Reduction Age

Lowers the minimum age from 55 to 50 years for drivers to take a non-profit driving class to reduce their insurance rates; effective July 1, 2015.

HB204 – Liquor Excise Tax Distributions

Increases the distribution of the liquor excise tax to the Local Government Division's local DWI grant fund from 41.5 percent to 46 percent; effective 7/1/2015 through 6/30/2018.

HB328 – No Alteration or Sale of Counterfeit Airbags

Prohibits and provides penalties for installing counterfeit or non-functional airbags in vehicles; effective July 1, 2015.

Relevant Bills Not Passed

SB308 – Require Use of Motorcycle Safety Helmets

In 2015, a bill was introduced to require motorcycle riders to wear helmets. It did not pass.

STATEWIDE EXPANSION OF TRACS PROGRAM

In FFY15, continued partnerships and collaboration with the Albuquerque Police Department, Dona Ana County Sheriff's Office, Rio Rancho Police Department and Santa Fe Police Department supported overall efforts in training, development and use of Traffic and Criminal Software (TraCS).

The New Mexico Department of Public Safety put TraCS into production in State Police District 4 (south central NM) as the first part of the agency's statewide rollout. Districts 1 and 5 (north central NM), and 11 (south western NM) are on schedule to begin using TraCS in FFY16.

In FFY15 a new partnership was initiated with the Bernalillo County Sheriff's Office, which coupled with TSD's relationship with the Albuquerque Police Department and State Police, helped move the State closer to the goal of bringing law enforcement agencies from the State's largest metropolitan area into the TraCS arena.

TSD's partnership with the University of New Mexico has resulted in the creation on an effective crosswalk allowing the transfer of TraCS data into the State crash database. In FFY15, the first electronic transfer of test data occurred from the Dona Ana County Sheriff's Office into the crash database via XML stream. TSD maintains the goals of reducing the number of hard copy crash reports handled by crash records staff and increasing law enforcement officer productivity through the use of TraCS for electronic collection and transmission of traffic data.

NMDOT/ Traffic Safety Division

Mission Statement

The Traffic Safety Division (TSD) of the New Mexico Department of Transportation (NMDOT) is committed to preventing injuries and saving lives by reducing crashes on New Mexico public roadways - ¡Sí se Puede!

Overview

The NMDOT/TSD's top priorities for funding in 2015 were in the program areas of Impaired Driving, Occupant Protection, Traffic Records and Media/Marketing. Along with these high priority areas, TSD funded projects in the Police Traffic Services, Pedestrian Safety, Motorcycle Safety, and Driver Education and Safety Programs.

The TSD provided Federal and State funds to a variety of organizations to support its traffic safety objectives including State agencies, nonprofit corporations, private contractors and other experts in records, statistics, public information, health and the judicial system. The TSD and its statewide safety partners work diligently to positively impact the safety of all New Mexicans.

In FFY15, the NMDOT/TSD applied for and received MAP-21 funding under the NHTSA State Highway Safety Grant Programs for the following grants:

- Section 402 – Highway Safety Plan (HSP)
- Section 405 – Impaired Driving, Occupant Protection, State Traffic Safety Information System Improvement and Motorcycle Safety

Coordination with the State Strategic Highway Safety Plan

As part of the ongoing process of coordinating the Highway Safety Plan (HSP) with New Mexico's Strategic Highway Safety Plan (SHSP), TSD staff participated in the development and updating of the SHSP. The current 2010 SHSP outlines 12 emphasis areas with strategies in each area. These SHSP emphasis areas represent an umbrella program for all traffic safety initiatives, and HSP strategies are integrated into relevant SHSP program areas.

In FFY15, members of the Transportation Safety Management Team, TSD staff members and other interested transportation safety stakeholders participated in focus groups to provide input on updates to emphasis areas, corresponding strategies and performance measures for the new SHSP. The most current NMDOT Highway Safety Plan strategies, performance measures and targets will be integrated into the SHSP.

Over 80 organizations, agencies and other stakeholders have been involved in the task of updating the New Mexico SHSP, which is expected to be approved and implemented in FFY16.

Traffic Safety Planning Participants/ Partners

TSD's traffic safety partners, listed below, include representatives from government agencies, program stakeholders, and community and constituent groups involved in safety issues, law enforcement, education and training, research and analysis, and media and marketing.

In FFY15, these partners participated in TSD's program planning process in various ways including serving on committees, providing information and input regarding traffic safety issues and needs, and providing feedback on strategies and projects.

<p>AAA Administrative Office of the Courts Attorney General's Office</p> <p>Bernalillo County Metro Court Bureau of Indian Affairs and Various Tribes</p> <p>Federal Highway Administration Federal Motor Carrier Safety Administration</p> <p>Marketing Solutions Metropolitan Planning Organizations Mothers Against Drunk Driving Motorcycle Safety Foundation</p> <p>NHTSA Region 6</p> <p>NM Broadcasters Association NM Department of Finance & Administration Local Program Division DWI Program NM Department of Health Scientific Lab Division Injury Prevention and EMS Bureau Child Fatality Review Board Injury Surveillance Alliance</p> <p>NM Department of Public Safety State Police Motor Transportation Division Special Investigations Division</p>	<p>NM Department of Transportation NM Health Policy Commission NM Law Enforcement Agencies NM Restaurant Association NM Regulation & Licensing Department Alcohol and Gaming Division NM Taxation and Revenue Department Motor Vehicle Division NM Transportation Safety Management Team</p> <p>R.K. Venture</p> <p>Safer NM Now Statewide Traffic Records Executive Oversight Committee Statewide Traffic Records Coordinating Committee</p> <p>University of New Mexico Traffic Research Unit Institute of Public Law/ Judicial Ed Dept. of Emergency Medicine Continuing Ed/ Community Services Center for Injury Prevention Research and Education</p> <p>Various City & County Governments</p>
---	--

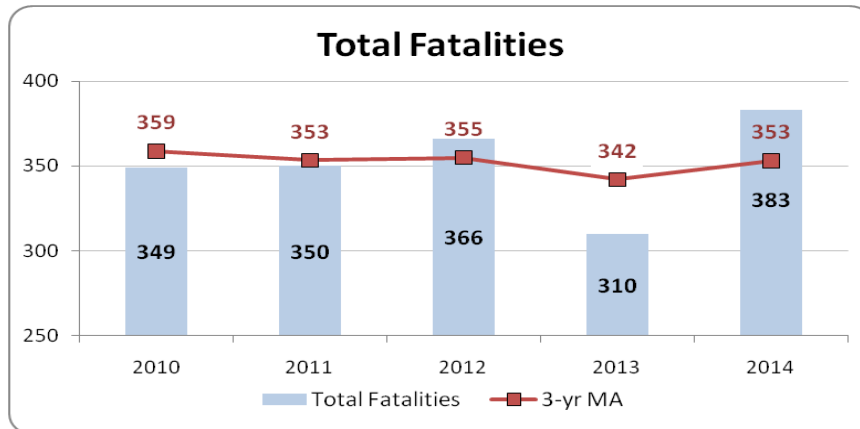
Assessment of State's Progress

New Mexico achieved five of the eleven 2015 Highway Safety Plan core outcome measure targets for which 2014 FARS data were available. The core behavioral measure target (observed seatbelt use) was achieved and exceeded. The State also achieved its two Traffic Records Program performance targets and its Driver Education target.

I. NHTSA-GHSA CORE PERFORMANCE MEASURES AND TARGETS – CY Data

C1. Reduce traffic fatalities from 342* in 2012 (2011-2013 average) to 330 by 2015.

*2012 3-year average (2011-2013) number of total fatalities was estimated at 342 in the 2015 HSP



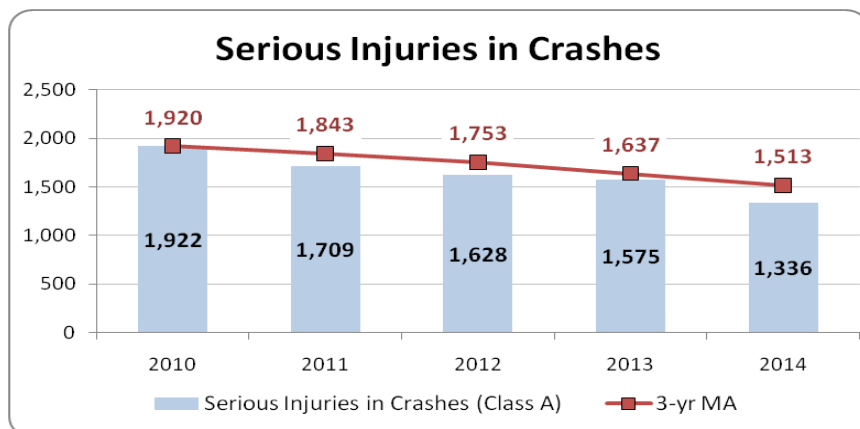
FFY15 Target Outcome: Not Met

Preliminary 2014 FARS data indicate there were 383 total traffic fatalities

New Mexico did not meet its FFY15 performance target for reducing total fatalities. Overall traffic fatalities were higher in urban areas – increasing by 25 percent between 2012 and 2014 and by 39 percent between 2013 and 2014.

C2. Reduce serious (Class A) injuries in traffic crashes from 1,637* in 2012 (2011-2013 average) to 1,585 by 2015.

*2012 3-year average (2011-2013) number of serious injuries was estimated at 1,637 in the 2015 HSP



FFY15 Target Outcome: Achieved and Exceeded

Preliminary 2014 State data indicate there were 1,336 serious injuries in traffic crashes.

C2.1. Reduce the rate of serious (Class A) injuries from 6.41* in 2012 (2011-2013 average) to 6.30 by 2015. (State crash files, FHWA)

**2012 3-year average (2011-2013) serious injury rate was estimated at 6.41 in the 2015 HSP*

**2015 Target Outcome: Undetermined
2014 State data unavailable**

New Mexico achieved and exceeded its FFY15 performance target for reducing serious injuries in crashes. Serious injuries in crashes have gone down steadily since 2010 and were reduced by 18 percent between 2012 and 2014, and by 15 percent between 2013 and 2014. The serious injury rate could not be determined due to unavailable 2014 State VMT data.

C3. Reduce fatalities per 100M VMT from 1.33* in 2012 (2011-2013 average) to 1.30 by 2015.

**2012 3-year average (2011-2013) traffic fatality rate was estimated at 1.33 in the 2015 HSP*

**2015 Target Outcome: Undetermined
2014 FARS data unavailable**

C3.1. Reduce urban fatalities per 100M VMT from 0.80* in 2012 (2011-2013 average) to 0.77 by 2015

**2012 3-year average (2011-2013) urban fatality rate was estimated at .80 in the 2015 HSP*

**2015 Target Outcome: Undetermined
2014 FARS data unavailable**

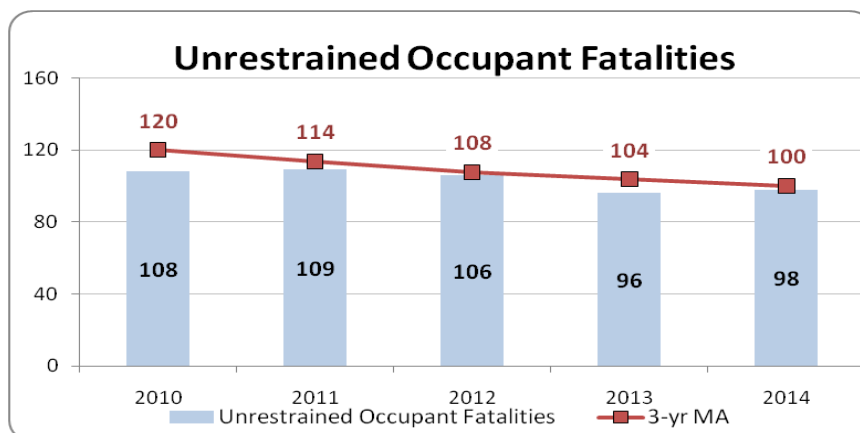
C3.2. Reduce rural fatalities per 100M VMT from 1.74* in 2012 (2011-2013 average) to 1.67 by 2015

**2012 3-year average (2011-2013) rural fatality rate was estimated at 1.74 in the 2015 HSP*

**2015 Target Outcome: Undetermined
2014 FARS data unavailable**

C4. Reduce unrestrained passenger vehicle occupant fatalities, all seat positions from 104* in 2012 (2011-2013 average) to 99 by 2015.

**2012 3-year average (2011-2013) number of unrestrained occupant fatalities was estimated at 104 in the 2015 HSP*



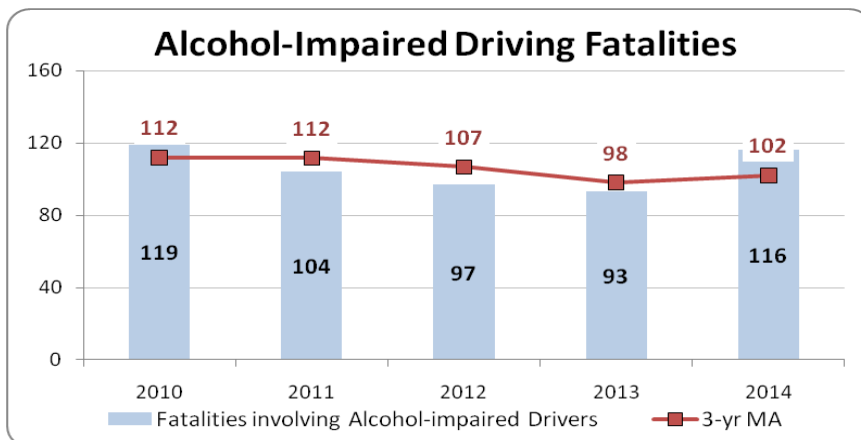
**2015 Target Outcome: Achieved and Exceeded
Preliminary 2014 FARS data indicate there were 98 unrestrained occupant fatalities**

New Mexico met and exceeded its FFY15 performance target of reducing unrestrained occupant fatalities by more than the projected figure. FARS data indicate there were 98 unrestrained occupant

fatalities in 2014, a reduction of 8 percent from 2012. Efforts will continue to focus on raising awareness about the importance of buckling up - day or night and use of appropriate child restraints.

C5. Reduce fatalities involving driver/ motorcycle operators with .08 or higher BAC from 97* in 2012 (2011-2013 average) to 95 by 2015.

*2012 3-year average (2011-2013) number of alcohol-impaired driving fatalities was estimated at 97 in the 2015 HSP



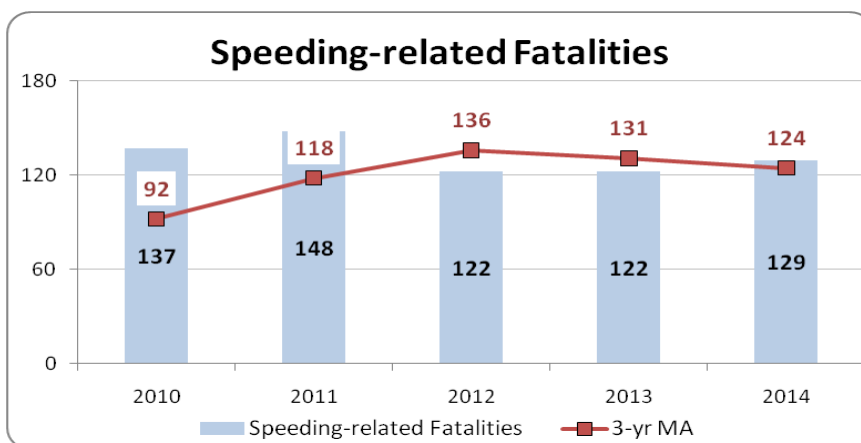
2015 Target Outcome: Not Met

Preliminary 2014 FARS data indicate there were 116 alcohol-impaired driving fatalities

After coming down each year since 2010, alcohol-impaired driving fatalities increased in 2014 by 20 percent from 2012 figures. Lower gas prices and higher vehicle miles driven may have contributed to the increase in alcohol-impaired driving fatalities in 2014. New Mexico continues to focus on high-visibility enforcement coupled with high-visibility anti-DWI messaging. NMDOT/ TSD supports DWI/ drug courts, ignition interlocks and supervised probation of DWI offenders to reduce the number of repeat DWI offenders.

C6. Reduce speeding-related fatalities from 122* in 2012 (2011-2013 average) to 118 by 2015.

*2012 3-year average (2011-2013) number of speeding-related fatalities was estimated at 122 in the 2015 HSP



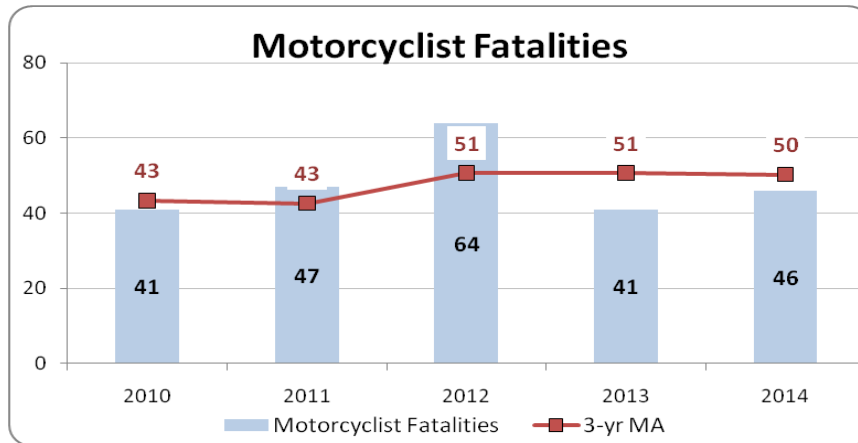
2015 Target Outcome: Not Met

Preliminary 2014 FARS data indicate there were 129 speeding-related fatalities

New Mexico did not meet its FFY15 target for reducing speeding-related fatalities. After holding steady between 2012 and 2013, they increased by 6 percent in 2014. New Mexico's STEP, 100 Days and Nights and Safety Corridor projects have greatly increased law enforcement's ability to conduct targeted enforcement operations on New Mexico's roadways to help reduce speeding-related fatalities.

C7. Reduce motorcyclist fatalities from 50* in 2012 (2011-2013 average) to 48 in by 2015.

**2012 3-year average (2011-2013) number of motorcyclist fatalities was estimated at 50 in the 2015 HSP*

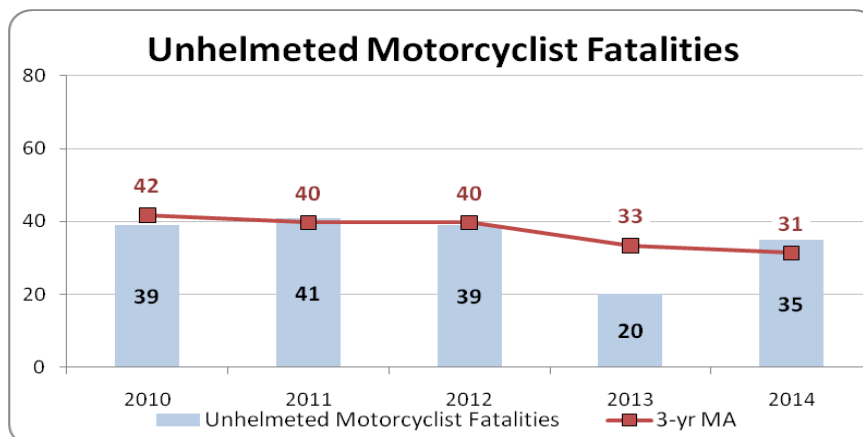


FFY15 Target Outcome: Achieved and Exceeded
Preliminary 2014 FARS data indicate there were 46 motorcyclist fatalities

New Mexico achieved and exceeded its FFY15 target for reducing motorcyclist fatalities. After spiking by 36 percent in 2012 from 2011, motorcyclist fatalities decreased by 28 percent in 2014 from 2012.

C8. Reduce unhelmeted motorcyclist fatalities from 38* in 2012 (2011-2013 average) to 37 by 2015.

**2012 3-year average (2011-2013) number of unhelmeted motorcyclist fatalities was estimated at 38 in the 2015 HSP*



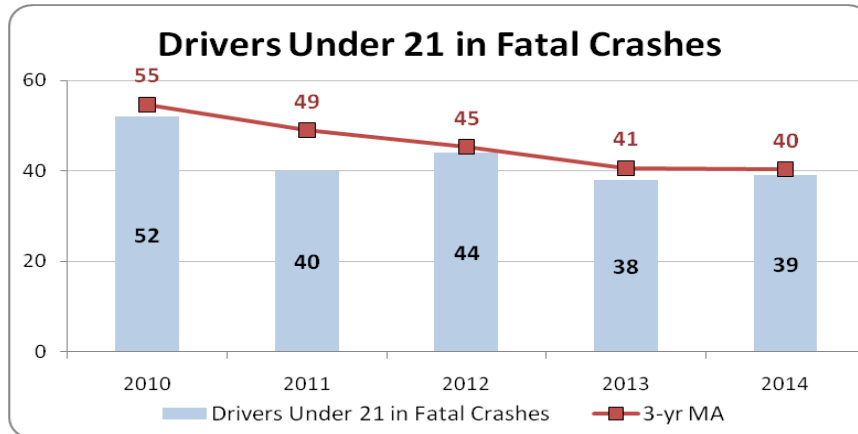
FFY15 Target Outcome: Achieved and Exceeded
Preliminary 2014 FARS data indicate there were 35 unhelmeted motorcyclist fatalities

New Mexico achieved and exceeded its FFY15 target for reducing unhelmeted motorcyclist fatalities. Unhelmeted motorcyclist fatalities have been declining since 2011, with FARS data indicating a 51

percent decline between 2011 and 2013, however there were 8 fatalities in 2013 in which the use of a helmet was unknown. Unhelmeted fatalities declined by 10 percent between 2012 and 2014.

C9. Reduce the number of drivers age 20 or younger involved in fatal crashes from 41* in 2012 (2011-2013 average) to 38 by 2015.

*2012 3-year average (2011-2013) number of drivers under 21 in fatal crashes was estimated at 41 in the 2015 HSP



FFY15 Target Outcome: Not Met

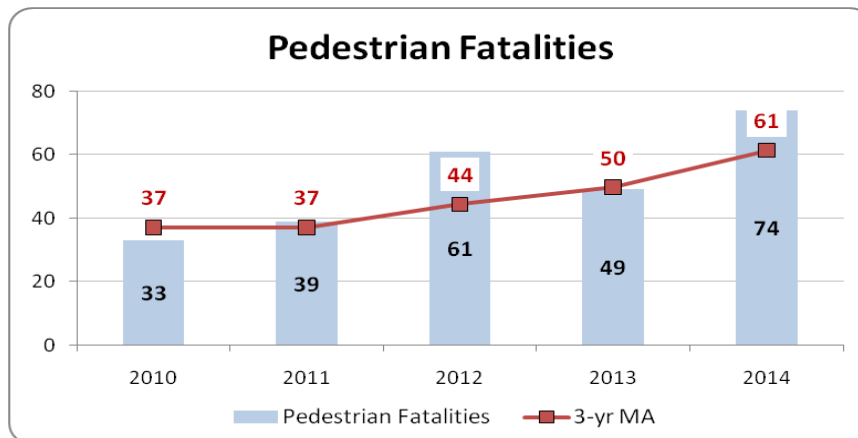
Preliminary 2014 FARS data indicate there were 39 under age 21 drivers in fatal crashes

New Mexico did not meet its performance target for reducing the number of under age 21 drivers in fatal crashes. However, the State saw an 11 percent reduction in these crashes between 2012 and 2014, and a 25 percent reduction over the past five years.

New Mexico’s graduated licensing program as well as its focus on driver training and education, and underage drinking prevention has helped the State achieve these reductions.

C10. Reduce pedestrian fatalities from 51* in 2012 (2011-2013 average) to 50 by 2015.

*2012 3-year average (2011-2013) number of pedestrian fatalities was estimated at 51 in the 2015 HSP

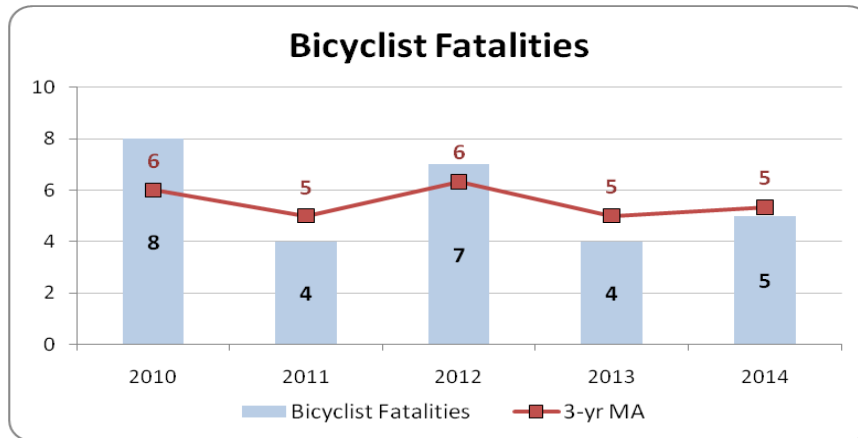


FFY15 Target Outcome: Not Met

Preliminary 2014 FARS data indicate there were 74 pedestrian fatalities

C11. Reduce bicyclist fatalities from 5* in 2012 (2011-2013 average) to 4 by 2015.

*2012 3-year average (2011-2013) number of bicyclist fatalities was estimated at 5 in the 2015 HSP



FFY15 Target Outcome: Not Met
Preliminary 2014 FARS data indicate there were 5 bicyclist fatalities

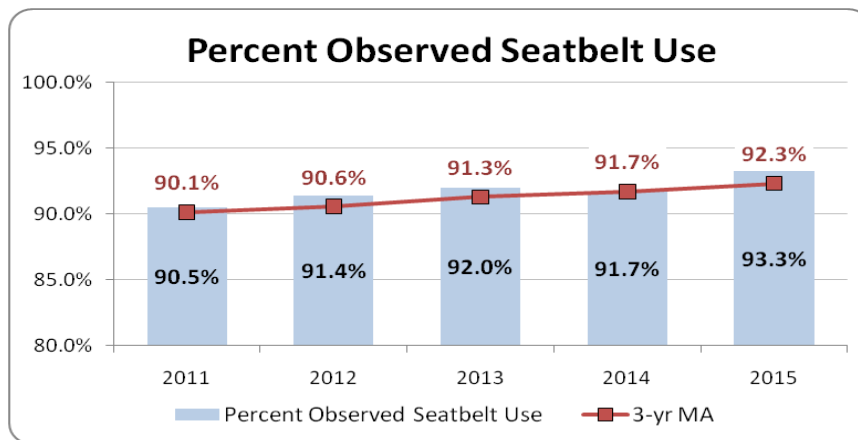
New Mexico did not meet its FFY15 target for reducing pedestrian fatalities. Pedestrian fatalities rose by 21 percent between 2012 and 2014. New Mexico's bicyclist fatalities rose by one in 2014 from 2013, but have declined by 38 percent from 2010.

Increasing numbers of pedestrians and drivers are distracted by the use of cell phones. Increased vehicle traffic due to lower gas prices and increased pedestrian and bicyclist traffic, as a result of a mild winter and early spring, may be contributing to these increases in pedestrian and bicyclist fatalities.

The NMDOT/ TSD, its contractor the University of New Mexico Center for Injury Prevention, Research and Education (CIPRE), and stakeholder agencies worked to increase pedestrian and bicyclist safety throughout the year via the TSD pedestrian safety outreach, training and education projects, safety information dissemination and the 'Look for Me' campaign.

B1. Increase the observed seatbelt use percentage for front-seat occupants from 91.7%* in 2013 (2012-2014 average) to 92.1% by 2015.

*2013 3-year average (2012-2014) percent seatbelt use was estimated at 91.7 in the 2015 HSP



2015 Target Outcome: Achieved and Exceeded
2015 State Survey data show the observed seatbelt use percentage was 93.3

New Mexico achieved and exceeded its 2015 HSP performance measure target for increasing its observed seatbelt use percentage for front-seat occupants. Data from the 2015 New Mexico Seatbelt Use Survey show seatbelt use for front-seat occupants at 93.3 percent. New Mexico has increased its seatbelt use percentage by 3.2 percent since 2011. The State's high-visibility enforcement and media projects have been successful in keeping seatbelt use at high levels for over ten years.

Most 2014 target outcomes are based on preliminary FARS data; preliminary State data are used for: Fatalities per VMT, Serious Injuries, Serious Injury Rate and Seatbelt Use; 2012 3-year averages were calculated using 2011 final data, 2012 final or preliminary data, and 2013 preliminary or projected data

II. NHTSA-GHSA CORE ACTIVITY MEASURES

ACTIVITY MEASURE			
Number of grant-funded impaired driving arrests	FFY13	FFY14	FFY15
Totals	2,138	2,095	1,818
ACTIVITY MEASURE			
Number of grant-funded seatbelt citations	FFY13	FFY14	FFY15
Totals	14,881	15,698	12,969
ACTIVITY MEASURE			
Number of grant-funded speeding citations	FFY13	FFY14	FFY15
Totals	56,712	56,313	52,941

Activity arrests and citations monitored and provided by Safer NM Now

III. STATE PERFORMANCE MEASURES AND TARGETS

TRAFFIC RECORDS PROGRAM	2013-2014 Baseline	2014-2015 Target Outcome	Status
EMS/Injury Database – Completeness Decrease the percentage of unknowns or blanks in critical data; elements for which unknown is not an acceptable value.	63%	31%	Achieved
Roadway Database – Accuracy Decrease the percentage of all roads segment records with no errors in critical data elements.	12,913 errors	580 errors	Achieved 96% decrease
MEDIA	2013 Baseline	2015 Target Outcome	Status
Number of media impressions reached with traffic safety messages	59.9 Million	62.7 Million	Achieved

IV. STATE PROCESS MEASURES

<i>PLANNING AND ADMINISTRATION</i>	Status
Develop and submit the NMDOT/TSD Highway Safety Plan, the NMDOT/TSD Annual Report and all grant applications in a timely manner, per their submittal dates.	Achieved
Ensure that reimbursement claims to grantees and contractors are paid within 30 days of an approved and accepted invoice for payment for actual costs that have been incurred in accordance with the approved project budget.	Achieved
Submit a draw-down through the NHTSA grants tracking system by the 30th of each month.	Achieved

FFY15 NMDOT/TSD PROJECTS AND ACTIVITIES

The Program Area sections presented below provide details on projects and activities funded in FFY15 and the projects' contribution to meeting highway safety targets. Federal fund expenditures are detailed by project number in the attached GTS reports.

Alcohol/ Impaired Driving Program

Program Overview

A major focus of New Mexico's Highway Safety and Performance Plan has been to reduce impaired driving crashes, fatalities and injuries. To this end, the Traffic Safety Division (TSD) supports and manages numerous programs and projects designed to reduce impaired driving behavior.

Statewide and local community-based DWI enforcement programs involve state, city, county and tribal law enforcement agencies. Enforcement activities such as ENDWI, Superblitz and the National Crackdown are coordinated with high-visibility media and public awareness activities. Sustained enforcement including checkpoints and saturations patrols are conducted periodically throughout the year, as are underage drinking enforcement, alcohol compliance checks and DWI warrant roundups. To ensure that these law enforcement activities are most effective, the TSD provides funding for specialized training including DWI enforcement, DRE/ ARIDE and BAC testing training.

Other projects such as DWI/ Drug Courts, the Ignition Interlock Program, supervised probation of DWI offenders and underage drinking prevention all contributed greatly to reducing the numbers of citizens killed or injured due to impaired driving-related traffic crashes. Stakeholder agencies contribute greatly by assisting the NMDOT in its efforts to continually reduce impaired driving fatalities.

Projects' Contribution to Meeting Performance Target

C5. Reduce fatalities involving driver/ motorcycle operators with .08 or higher BAC from 97* in 2012 (2011-2013 average) to 95 by 2015.

**2012 3-year average (2011-2013) number of alcohol-impaired driving fatalities was estimated at 97 in the 2015 HSP*

2015 Target Outcome: Not Met

Preliminary 2014 FARS data indicate there were 116 alcohol-impaired driving fatalities

After coming down each year since 2010, alcohol-impaired driving fatalities increased in 2014 by 20 percent from 2012 figures. Lower gas prices and higher vehicle miles driven may have contributed to the increase in alcohol-impaired driving fatalities in 2014. New Mexico continues to focus on high-visibility enforcement coupled with high-visibility anti-DWI messaging to raise awareness about the impact of DWI, and reduce alcohol-impaired driving crashes, fatalities and injuries. NMDOT/ TSD supports DWI/ drug courts, ignition interlocks and supervised probation of DWI offenders to reduce the number of repeat DWI offenders.

DRE/ARIDE and other law enforcement training assisted officers in identifying impaired drivers so they could be stopped before causing an impaired driving crash. High levels of BAC testing help ensure that law enforcement and prosecutors have the evidence needed for DWI cases. Program management and Traffic Safety law enforcement liaisons provide necessary oversight, technical assistance and training to improve the outcomes of the funded projects.

NHTSA Funded Enforcement Projects and 2015 Accomplishments

ENDWI (Operation DWI) 164AL-2015-AL-01-00 & M5HVE-2015-05-01-00 (15-AL-64-P01 & 15-ID-05-P01)

The primary objective of this enforcement project is to cite and arrest those who fail to comply with New Mexico's DWI laws by funding overtime enforcement for DWI checkpoints and DWI saturation patrols.

In FFY15, the Operation DWI project was given the new designation of ENDWI. ENDWI enforcement focuses on law enforcement participation in operations such as the annual NHTSA National Crackdown, and New Mexico's Superblitz and Miniblitz operations that combine statewide ENDWI enforcement activities with occupant protection enforcement (BKLUP).

During FFY15, 81 law enforcement agencies, including the San Juan County Task Force participated in TSD-funded ENDWI enforcement activities. The 12 State Police districts are counted as one of the 81 participating agencies. Law enforcement agencies conducted the following major operations in FFY15:

- ◆ Winter Superblitz November 14, 2014 – January 4, 2015
- ◆ St. Patrick's Day Miniblitz March 12 – March 17, 2015
- ◆ Cinco de Mayo Miniblitz May 1 – May 6, 2015
- ◆ Fourth of July Miniblitz July 1 – July 6, 2015
- ◆ National Crackdown August 21 – September 7, 2015

Sustained enforcement activities included checkpoint and saturation patrol operations conducted throughout the year. In support of NHTSA's National traffic safety objectives, sustained enforcement activities focus not only on DWI, but also on seatbelt, distracted driving and speed enforcement.

ENDWI Superblitz, Miniblitz, Sustained Enforcement

In FFY15, Superblitz, Miniblitz and sustained enforcement operations included 386 sobriety checkpoints and 3,104 saturation patrols, resulting in 1,532 DWI arrests. While the focus during these activities is on DWI, law enforcement officers are able to cite for other violations or apprehend individuals involved in other criminal activities. Along with the 1,532 DWI arrests, these enforcement operations resulted in the following:

- 22,843 speeding citations
- 9,818 uninsured citations
- 2,837 seatbelt or child restraint citations
- 2,110 suspended or revoked license citations
- 215 reckless driving citations
- 325 cell phone use citations
- 226 felony arrests
- 1,422 misdemeanor arrests
- 374 drug arrests
- 280 fugitives apprehended
- 26 stolen vehicles recovered
- 29,514 citations for violations other than these listed

NHTSA National Crackdown

New Mexico participated in the NHTSA National Crackdown enforcement campaign from August 21, 2015 through September 7, 2015. Law enforcement agencies conducted 75 checkpoints and 308 saturation patrols resulting in 128 DWI arrests. Along with these arrests, the campaign resulted in the following:

- 3,301 speeding citations
- 1,092 uninsured citations
- 421 seatbelt or child restraints citations
- 248 suspended or revoked license citations
- 17 reckless driving citations
- 36 cell phone use citations
- 28 felony arrests
- 160 misdemeanor arrests
- 52 drug arrests
- 42 fugitives apprehended
- 3,025 citations for violations other than these listed

McKinley County DWI Enforcement Task Force 164AL-2015-AL-02-00 (15-AL-64-P02)

This project provided funds to the McKinley County DWI Enforcement Task Force that uses a cross-commissioning agreement to conduct saturation patrols and overtime enforcement in McKinley County and portions of the Navajo Nation. This Task Force includes officers from the Gallup Police Department, McKinley County Sheriff's Department, New Mexico Department of Public Safety-Motor Transportation, New Mexico State Police and the Navajo Nation Division of Public Safety. A DWI prosecutor handles court cases resulting from Task Force activities.

In FFY15, the McKinley County Task Force conducted 104 saturation patrols resulting in the following:

- 132 DWI arrests
- 2,202 speeding citations
- 351 seatbelt or child restraints citations
- 336 suspended or revoked license citations
- 70 open container citations
- 2,102 citations for violations other than these listed

Alcohol Sales Compliance/ Warrant Roundups 164AL-2015-AL-03-00 (15-AL-64-P03)

This project provided funds to the New Mexico Department of Public Safety-Special Investigations Division (DPS-SID) to conduct compliance checks at establishments serving or selling alcohol and to conduct underage enforcement sting operations. The Special Investigations Division focused on enforcing New Mexico's laws against providing or purchasing alcohol for minors. In New Mexico, on a third offense of sale of liquor to a minor, the liquor establishment is fined \$10,000 and the liquor license is revoked. The DPS-SID conducted enforcement operations including minor compliance, sales to intoxicated persons and underage enforcement.

In FFY15:

- A total of 785 locations were checked, resulting in the following:
 - 41 administrative citations for sales to minors
 - 8 administrative citations for sales to intoxicated persons
 - 116 adult misdemeanor arrests
 - 31 other administrative citations

- 116 premises were inspected, resulting in the following:
 - 134 non-traffic citations
 - 32 sales/ providing alcohol to minors (felony arrest)

- 6 shoulder taps were conducted, resulting in the following:
 - 114 persons were approached to purchase alcohol for a minor, and 14 sales were made

In addition, 8 minor compliance check operations were conducted in Santa Fe County in collaboration with the Santa Fe County Sheriff's Office and the Santa Fe Police Department.

- 97 locations were checked
 - 4 locations sold alcohol to minor operatives
 - 8 administrative citations were issued for sales to minors
- 18 shoulder taps were conducted in Santa Fe County, resulting in the following:
 - 14 of 186 persons approached purchased alcohol for a minor

The project also provided funds to the DPS-SID to conduct warrant roundups for DWI offenders who had a pending arrest warrant for DWI and who were in violation of their court order. During warrant round-up operations, nine DWI arrests were made.

NHTSA Funded Training & Education Projects and 2015 Accomplishments

Statewide DWI Enforcement Training

164AL-2015-AL-10-00 (15-AL-64-P10)

This project provided funds for training to law enforcement involved in DWI-related police traffic services. Safer New Mexico Now (Safer) maintains the New Mexico Law Enforcement Training Program and serves as the State's coordinator for Standardized Field Sobriety Testing (SFST) training for law enforcement. They provided statewide coordination and oversight of SFST training to ensure compliance with existing training standards and procedures. Training information is available through the Safer website: <http://www.safernm.org/>

In FFY15, Safer maintained a database of the 178 certified SFST instructors. These instructors represent 62 state, tribal, county and city law enforcement agencies (LEAs) from all six New Mexico Department of Transportation Districts. A DWI/SFST Oversight Committee is used by the New Mexico Law Enforcement Academy to screen instructors and the SFST curriculum to ensure quality in training and the use of the State-approved curriculum.

In FFY15, the following trainings were conducted:

- 1,775 students from 87 LEAs attended 32 hour, 24-hour, 8-hour or 4-hour SFST Training
- 1,539 SFST Student Refresher Manuals were provided to 29 LEAs for trainings
- Two SFST Instructor Train-the-Trainer courses were conducted; 24 officers from 12 LEAs earned certification. The curriculum for the course was developed by NHTSA and is accredited by the New Mexico Law Enforcement Academy (NMLEA).
- Five SFST Instructor update trainings were conducted; 100 SFST instructors from 38 LEAs completed the training. The curriculum for the training was developed by Safer and is accredited by the NMLEA.

Each student receives a copy of the certified instruction material. Students are required to submit a course evaluation at the completion of the training. Safer uses this information to ensure that any deficiencies regarding the instructors, course material, training facility and overall value of the training can be addressed.

Traffic Safety Information Clearinghouse

164AL-2015-AL-11-00 (15-AL-64-P11)

This project provided funds for Traffic Safety information clearinghouse services statewide. Through Safer New Mexico Now's Injury Prevention Resource Center (IPRC), staff distributes DWI informational and prevention materials to support NMDOT DWI projects. They staff a 1-800 toll-free service to respond to public queries about DWI-related materials and other traffic safety information. The 164AL funds cover only the alcohol/ impaired driving activities associated with this project.

In FFY15, Safer distributed almost 90,000 pieces of DWI-related material, available in both English and Spanish, via request or mass mailings. They produced and distributed the quarterly Traffic Safety News that includes information on DWI issues and enforcement campaigns.

The MyInstead Underage Drinking Prevention and Education (UDPE) program provides educational materials to schools and traffic safety advocates. During FFY15, in support of the MyInstead UDPE program, the IPRC distributed over 52,300 pieces of material related to underage drinking awareness and prevention. A MyInstead UDPE awareness newsletter focused on alcohol prevention is distributed twice a year electronically to more than 300 recipients and is targeted to a younger audience. The Safer website includes an Underage Drinking (MyInstead) section that links to the MyInstead website and the current MyInstead newsletter.

BAC Testing and Training

M5BAC-2015-05-03-00 (15-ID-05-P03)

This project provided funding for a full-time person from the New Mexico Department of Health - Scientific Labs Division (SLD) to provide IR 8000 intoximeter (alcohol detection) training to law enforcement. The SLD provides a cooperative, comprehensive, multi-strategy program for the prevention, education, enforcement and successful prosecution of alcohol/ impaired driving at the local, district and State levels with prosecutors, law enforcement and community groups. They provide statistical data on alcohol/ drug-impaired driving in New Mexico in terms of overall prevalence and trends. In addition, they produce data on surviving drivers in alcohol/ impaired driving crashes and bi-weekly BAC reports on all fatal crashes.

In FFY15, the SLD continued to place special emphasis on training for law enforcement officers.

Training included:

- 56 Intoxilyzer 8000 (breath tester) Breath Operator Full Certification* classes and 61 Intoxilyzer 8000 Breath Operator Recertification* classes with 1,476 officers trained; recertification classes are offered on-site in various cities or online through an IT platform developed by SLD
- 6 Intoxilyzer 8000 Key Operator classes with 47 officers trained

***Full Certification requires 8 hours of training; Recertification requires 4 hours of training and is used when an operator is already certified on one instrument and is seeking an additional certification.**

SLD staff attended a number of conferences and training sessions on a variety of topics related to driving under the influence, legal and forensic toxicology issues.

DRE/ ARIDE Training

M5TR-2015-05-04-00 (15-ID-05-P04)

This project funded a contract to provide for training and re-certification of Drug Recognition Expert (DRE) and Advanced Roadside Driving Impairment Enforcement (ARIDE) officers - using the NHTSA approved curriculum - to increase the number of ARIDE and DRE experts statewide.

In FFY15,

- 11 ARIDE classes were conducted with 164 law enforcement officers
- One DRE School was conducted in May 2015 for 18 students; 16 received certification

- Two DRE recertification classes were conducted with 22 DREs recertified
- Three DREs attended DRE Instructor School and were certified as DRE instructors
- Nine presentations were made to law enforcement and school nurses on DRE/ ARIDE and on emerging drug trends

Contract staff attended the Commission on Accreditation of Law Enforcement Agencies Conference. Six DREs attended the National DRE Training Conference in August 2015 in Cincinnati, Ohio. The DRE contractor was appointed to the International Association of Chiefs of Police DRE vice-chair position in November 2014 for a 4-year term.

Traffic Safety Resource Prosecutor

M5TR-2015-05-05-00 (15-ID-05-P05)

This project provided funds for a full-time traffic safety resource prosecutor (TSRP) and a full-time administrative position to provide training, education and technical support to traffic crimes prosecutors and law enforcement agencies throughout the State. The positions are housed under the New Mexico Attorney General’s office, and both positions were filled and active as of August 31, 2015.

In September 2015, the new TSRP attended the 24/7 Sobriety Program Summit in Big Sky, Montana. Under the 24/7 Program model, repeat offenders are required to maintain sobriety as a condition of remaining in the community and avoiding incarceration. The TSRP also attended a two-day ARIDE class.

NHTSA Funded Prosecution/Adjudication Projects and 2015 Accomplishments

DWI/ Drug Courts

M5CS-2015-05-02-00 (15-ID-05-P02)

There are eight DWI/ Drug Courts in New Mexico that focus on DWI cases, and there are another 36 drug court programs (adult, juvenile, family dependency) that handle a broader range of drug-involved cases. These courts operate in 27 of New Mexico’s 33 counties at District, Metropolitan and Magistrate court levels.

In FFY15, through a contract with the Administrative Office of the Courts, the TSD provided funding to support six of the eight DWI/ Drug Courts. The TSD funded programs are in the following county Magistrate courts: Dona Ana, Santa Fe, Valencia, Torrance, Eddy and San Miguel. The Bernalillo County Metropolitan Court also houses a DWI/ Drug Court, and the Second Judicial District runs a Felony DWI/ Drug Court Program. In FFY16, the TSD plans to provide funding to support a DWI/ Drug court in San Juan County.

NM DWI/ Drug Court FFY15 Results	# of Program Graduates	Graduated* %	Recidivism** %	Retention %
Dona Ana County Magistrate	6	75	13	92
Santa Fe County Magistrate	7	70	33	81
Valencia County Magistrate	17	74	3	84
Torrance County Magistrate	4	100	0	100
Eddy County Magistrate	6	86	14	90
San Miguel County Magistrate	9	90	5	95

* The National average for drug court graduation is 57 percent according to a 2012 meta-study of drug courts.

** Recidivism calculation includes all program exits for the last three years (2011-2014).

In FFY15, the average New Mexico DWI Court recidivism rate was 23.6 percent, and the average Drug Court recidivism rate was 8.2 percent (three-years post program exit), while the average New Mexico Corrections Department re-incarceration rate was 44.6 percent.

DWI/ Drug court judges, coordinators and team members attended national training in Washington D.C in 2015. Additionally, Torrance County program staff attended a three-day Operational Tune-up at the new Academy Court in El Paso, Texas.

Supervised Probation Expansion

164AL-2015-AL-05-00 (15-AL-64-P05)

The Bernalillo County Metropolitan Court DWI First Offender Enhanced Supervision Program has been accepting participants into the program since September 2006. The program goal is to enhance supervision of true first-time DWI offenders and thereby reduce recidivism among this population. A risk and needs assessment tool is administered at the initial intake, along with the mandatory ADE, Inc. substance abuse assessment tool. These tools allow the probation officers to better determine which offenders are high risk and in need of a more structured supervision plan.

All offenders meeting eligibility for supervision are required to participate in four face-to-face meetings, with their probation officer within a two month period before their supervision level is determined. During this period, the offender is assessed for compliance with court directives, treatment level need, bio-psycho-social indicators and need for other services to support the offender's success while on supervision and to provide them with resources upon completion of their probation.

During FFY15, the DWI First Offender Program Unit not only utilized the SCRAM bracelet, the random color alcohol testing system, or in-home alcohol monitoring devices when offenders were unable to maintain their sobriety, but the Unit began recommending alternatives to incarceration when a violation occurred. These alternatives included mandating that a defendant would have to attend another MADD Victim Impact Panel, additional random ethyl glucuronide (EtG) tests, revocation of a defendant's deferred status and that the defendant be required to complete another substance abuse assessment. There has been a marked drop in DWI arrests for the past several years, which is encouraging as it may show that the efforts of the judicial system have been making a difference.

In FFY15, there were 851 new DWI First Offender Program participants. As of September 30, 2015, enrollments in the program were as follows:

- 447 Unsupervised – did not meet high-risk criteria
- 404 Supervised – did meet high-risk criteria
- 281 Ignition interlock only – defendants pending trial on their DWI – not yet convicted
- 2 In custody – defendants ordered to ignition interlock, but who are still in custody

The total number of ignition interlocks installed was 497.

Vehicle Seizure Coordinator – Santa Fe County

164AL-2015-AL-08-00 (15-AL-64-P08)

This project provided funds to the Santa Fe County Sheriff's Department for a full-time clerical position to assist with the processing of vehicle forfeiture cases on vehicles seized on a second or subsequent DWI.

During FFY15, Santa Fe County completed processing of 263 cases, actively worked 64 pending cases and conducted 121 vehicle seizures.

DWI Prosecution Training**164AL-2015-AL-12-00 (15-AL-64-P12)**

This project provided funding to train third year law students on how to properly and efficiently prosecute DWI cases. As DWI cases become increasing complex, it is important to provide training as early as possible. This project was funded from 10/1/14 through 12/31/14.

In FFY15, courses were offered for one semester in the fall of 2014 with six students completing the program. Students handled 60 cases and covered 30 court hearings on these cases, such as pre-trial conferences, guilty plea settings, conditions of release hearings, sentencing and other motion hearings, and bench and jury trials.

NHTSA Funded Management Projects and 2015 Accomplishments**DWI Task Force Meeting Facilitation****164AL-2015-AL-09-00 (15-AL-64-P09)**

This project funded a contract to provide facilitation services (i.e. meeting room, copying and distribution of meeting documents, meeting minutes, etc.) to the Impaired Driving (ID) Task Force to assist with updates the statewide Impaired Driving Plan. In FFY15, an ID Assessment and an SFST Assessment were scheduled and will be conducted in FFY16. The Assessment information will be used to update the Impaired Driving Plan in 2016.

Impaired Driving Program Management – FTEs**164AL-2015-AL-13-00 (15-AL-64-P13)**

This project provided for TSD program management for the Impaired Driving program area to coordinate ENDWI, Superblitzes, the National Crackdown and other projects related to reducing impaired driving. FTE staff manages and provides oversight of monitoring and quality assurance initiatives related to impaired-driving projects. Staff collaborates with the State's law enforcement liaisons, law enforcement agencies and other traffic safety partners to increase the effectiveness and efficiency of efforts to reduce DWI.

Traffic Safety Law Enforcement Liaisons**164AL-2015-AL-14-00 (15-AL-64-P14)**

This project funded three full-time positions (law enforcement liaisons - LELs) to provide statewide coordination of TSD and national initiatives between State, county, city and tribal law enforcement agencies and the TSD. Their duties include, but are not limited to, negotiating funding on behalf of the TSD, preparing and tracking project agreements, providing technical assistance and conducting site visits. In FFY15, Safer law enforcement liaisons maintained oversight of 91 individual law enforcement agencies. The 164AL funds cover only the alcohol/ impaired driving activities associated with this project.

LELs assisted with development and coordination of the annual statewide Law Enforcement Coordinator's Symposium (LECS). This year it was held in July 2015 in Albuquerque with more than 180 representatives from New Mexico law enforcement agencies participating in ENDWI, BKLUP, STEP, DNTXT, National Crackdown, Click It or Ticket, and 100 Days and Nights of Summer projects. The LECS provides law enforcement representatives with current program information and law enforcement education. Presentations were organized into three tracks to ensure that all presentations were accessible to all attendees. Presenters included representatives from NHTSA, NMDOT, law enforcement and the judiciary. The LELs led a regional strategies session focused on agencies' operational plans, activities and reporting. The 164AL funds expended were used only for the alcohol/ impaired driving activities associated with this project.

E-Grants-Phase One**164PA-2015-AL-18-00 (15-AL-64-P18)****164PA-2015-PA-15-00 (15-PA-64-P15)****164PA-2015-PA-19-00 (15-PA-64-P19)**

This project provided funding for a contractor to develop and implement an electronic grant management system for tracking and managing TSD programs. Expenditures will include the enterprise software licensing fee, planning, installation, configuration, product documentation, product training, professional services and annual support for the system. The 164 funds are used only to fund development of the e-grants system directly related to impaired driving.

The project is currently in the build/testing phase and is estimated to be implemented in early 2016. Law enforcement agencies will be able to utilize the e-grants system for their funding applications and operational plans. Project activity and reimbursement claim features are expected to be in place in FFY17.

State Funded Alcohol/ID Projects and 2015 Accomplishments

Community Driving While Impaired (CDWI)

CDWI is a statewide program that distributes funds back to cities and counties from which they were generated. These funds come from a \$75.00 fee imposed on a person convicted of a DWI. In order to be eligible for funding, each city or county must develop a plan on how to best use these resources to fight DWI in their communities. Allocated funds can be used in any of the following four categories: enforcement, prevention, offender programs, and public information and education.

The CDWI Program helps many communities throughout the State spread DWI awareness through media, prevention and enforcement programs that would be difficult to conduct without the funds provided through this program. Although the majority of communities use CDWI funds for enforcement, many also use the funds for prevention or public information programs.

In FFY15, almost \$400,000 of CDWI funds was distributed to 22 local governmental agencies. All of New Mexico's 33 counties are eligible to receive a portion of the funds, but not all cities/ counties apply for the funds every year.

Ignition Interlock Administration

The NMDOT/TSD is responsible for the licensing, certification and monitoring of ignition interlock providers. Once approved, provider information is available on the UNM Transportation Safety Center website for use by agencies and the public: <http://transportation.unm.edu/>.

The Ignition Interlock Program Manager (IIPM) monitors, investigates and resolves complaints, and responds to calls for information about ignition interlock requirements from the public, service providers the courts and other government agencies nationally and internationally.

In FFY15, certification was approved for 6 new service center providers, 31 new installers and 16 new service technicians. TSD renewed 173 other service provider applications. There were nine manufacturers licensed to distribute interlocks in New Mexico with a total of 55 service centers, 117 installers and 46 service technicians. Ignition interlock service is available in 24 cities in New Mexico with an additional four locations providing mobile service.

The IIPM continued to meet with and assist the courts, compliance personnel and law enforcement with ignition interlock issues.

In FFY15, there were over 12,000 individuals with interlock devices installed in their vehicles and 9,581 ignition interlock licenses were issued by the New Mexico Motor Vehicle Division.

Ignition Interlock Indigent Fund

The NMDOT/TSD is legislatively mandated to administer New Mexico's Ignition Interlock (II) Indigent Fund. No more than ten percent of the money in the Indigent Fund can be used for administrative purposes in any State fiscal year. Annually, \$300,000 is appropriated to the fund from the State's Liquor Excise Tax. Additional funds come from a \$50 'indigent device fund' fee for every year a non-indigent individual obtains an Ignition Interlock license. Indigent device fund fees are waived for approved indigent drivers during their indigent eligibility period.

The TSD processes applications for individuals seeking a subsidy from the II Indigent Fund. The subsidy covers one vehicle per offender, up to \$50.00 for the cost of the interlock installation, \$30.00 monthly for verified active use of the interlock device and \$50.00 for the cost of removal of the device for services rendered during the indigent individual's eligibility dates.

In FFY15, the TSD processed 2,629 applications for indigent status. Of those processed, 2,053 were approved, 154 were denied, and additional information was requested from 422 applicants. A total of \$470,305 in device fund fees was collected by the Motor Vehicle Division from non-indigent drivers and deposited into the II Indigent Fund. Eligible reimbursement expenses totaled \$336,181 and administrative costs totaled \$242,935. At the end of FFY 15 there were 1,366 active approved indigent clients eligible for indigent benefits.

Life of an Athlete

The NMDOT/TSD, in partnership with the New Mexico Activities Association (NMAA), continued the Life of an Athlete program. The NMAA is a statewide organization that oversees all sports activities in New Mexico's secondary schools. The Life of an Athlete (LoA) project targets high school athletes with messages regarding the inverse relationship between peak athletic performance and alcohol consumption (e.g., one night of heavy drinking results in the loss of two weeks of training). Studies by the American Athletic Institute show that drinking alcohol decreases athletic performance in the areas of speed, endurance, agility, strength and concentration.

The NMAA continues to maintain the LoA website (www.lifeofanathlete.com) with support from the TSD. The website includes 'real time' feedback for all public school high schools. This enables the NMAA and other interested parties, working through local athletic directors, to monitor participation rates by season, sport and gender, and to know how many participating athletes have completed the on-line course.

The program continued to expand the program to middle schools across the State to address and combat underage drinking among these students. During the FFY15 period, 4,935 students completed the high school course and 2,120 students completed the middle school course. During the year, media campaigns and outreach were conducted at various high schools and middle schools, coaches' clinics and championship sports events.

Community Prevention Projects

In FFY15, the NMDOT/TSD continued to fund three programs with Taos Health Systems, the New Mexico Alliance of Boys & Girls Clubs (13 clubs across New Mexico) and the Santa Fe Public Schools. The programs continued to implement underage drinking prevention programs in their communities to help lower the number of alcohol-related fatal and serious injury crashes involving 15-20 year olds.

In FFY15, the NMDOT/TSD funded five county programs to provide educational presentations on underage drinking awareness, disseminating prevention information, conducting media literacy classes, conducting shoulder taps, merchant education for liquor control act violations, and hosting classroom discussions on how to prevent and reduce alcohol use and binge-drinking by middle and high school students.

Underage Drinking Awareness - MyInstead

The underage drinking prevention website myinstead.com is an educational resource on underage drinking prevention for educators, students, prevention coordinators, parents, administrators, law enforcement and others.

In FFY15, NMDOT/TSD entered into a contract to further the reach of the MyInstead campaign. The contractor set up and ran a MyInstead kiosk at the State basketball and wrestling tournaments and at select schools statewide. Contract staff made MyInstead presentations at schools around the State to educate middle and high school youth on the dangers of underage drinking. School locations were selected based on DWI crash and NM Youth Risk and Resiliency data.

The following Alcohol/ Impaired Driving projects were listed in the 2015 HSP, but the projects were not implemented and no NHTSA funds were expended in FFY15:

<i>164AL-2015-AL-04-00</i>	<i>Liquor Control Act Compliance</i>
<i>164AL-2015-AL-06-00</i>	<i>#DWI Drunkbusters</i>
<i>M7*DL-2015-05-07-00</i>	<i>Driver Manual and Test Improvement</i>

Occupant Protection Program

Program Overview

New Mexico's primary seatbelt and child safety/ booster seat laws, child safety seat distribution program, fitting stations and clinics have been instrumental in achieving high use of occupant protection and in reducing traffic-related deaths and injuries. TSD contracts with Safer New Mexico Now (Safer) to assist with the management of the following child passenger safety projects. Safer provides technical and administrative oversight and maintenance of the projects, and produces monthly and annual enforcement operations summary reports to TSD.

Projects' Contribution to Meeting Performance Targets

C4. Reduce unrestrained passenger vehicle occupant fatalities, all seat positions from 104* in 2012 (2011-2013 average) to 99 by 2015.

**2012 3-year average (2011-2013) number of unrestrained occupant fatalities was estimated at 104 in the 2015 HSP*

2015 Target Outcome: Achieved and Exceeded

Preliminary 2014 FARS data indicate there were 98 unrestrained occupant fatalities

New Mexico met and exceeded its FFY15 performance target of reducing unrestrained occupant fatalities by more than the projected figure. FARS data indicate there were 98 unrestrained occupant fatalities in 2014, a reduction of 8 percent from 2012. Efforts will continue to focus on raising awareness about the importance of buckling up - day or night and use of appropriate child restraints.

B1. Increase the observed seatbelt use percentage for front-seat occupants from 91.7%* in 2013 (2012-2014 average) to 92.1% by 2015.

**2013 3-year average (2012-2014) percent seatbelt use was estimated at 91.7 in the 2015 HSP*

2015 Target Outcome: Achieved and Exceeded

Final 2015 State Survey data results show the observed seatbelt use was 93.3%

New Mexico achieved and exceeded its 2015 HSP performance measure target for increasing its observed seatbelt use percentage for front-seat occupants. Data from the 2015 New Mexico Seatbelt Use Survey show seatbelt use for front-seat occupants at 93.3 percent. New Mexico has increased its seatbelt use percentage by 3.2 percent since 2011. The State's high-visibility enforcement and media projects have been successful in keeping seatbelt use at high levels for over ten years.

The following FFY15 Occupant Protection Program projects coordinated with the FFY15 TSD Enforcement Plan and assisted the State in maintaining high levels of overall occupant protection use, and in increasing the public's knowledge about and proper use of child restraint devices. The Child Restraint Program including child safety seat distribution, fitting stations and clinics, and CPS training and recertification, and statewide high-visibility occupant protection enforcement all contributed to fewer occupant protection related fatalities and achievement of the FFY15 Occupant Protection Program performance targets.

NHTSA Funded Occupant Protection Projects and 2015 Accomplishments

New Mexico Seatbelt Observation Survey

M1X-2015-05-01-00 (15-OP-05-P01)

This project funded a contract to conduct the annual statewide pre-and post-seatbelt observation survey. The survey is conducted prior to and following the Click It or Ticket National Seatbelt Enforcement Mobilization to determine the annual seatbelt use percentage and produce an annual report to NHTSA as part of the MAP-21 requirements. NHTSA approved survey methods and processes are used for both samples. The findings of the annual survey demonstrate the impact of New Mexico's primary seatbelt law (a citation can be issued for non-belt use even if no other violation occurs).

In FFY15, New Mexico conducted pre and post surveys on cars and pickup trucks. Trained observers recorded front shoulder belt use by drivers and front outboard passengers (sitting by the right door). The observation sites are a sample of public roadway locations that were selected by a random sampling process.

Post-Survey Observed Seatbelt Use in New Mexico – 2015

Type of Vehicle	Number of Occupants Observed	%Seatbelt Use
All Vehicles	8,449	93.30
Driver	6,540	93.28
Passenger	1,909	94.18
Pickup Trucks – Front Seat	2,354	89.60
Driver	1,812	89.22
Passenger	542	92.65

This year's observed seatbelt use was documented at 93.3 percent. The State's overall seatbelt use percentage continues to be above the National percentage (87% in 2014).

Child Restraint Program

M1CPS-2015-05-02-00 (15-OP-05-P02)

This project funded a contract to train additional child safety seat/ booster seat technicians; increase child safety seat/ booster seat clinics and fitting stations throughout the State; expand the child safety seat/ booster seat distribution system; increase availability of child safety seat /booster seat equipment for low-income families; and support statewide school-based and community-based occupant protection programs. The four activities below encompass the Child Restraint Program. Both Federal and State funds were used for this program.

New Mexico Child Safety Seat Distribution Program (NMCSSDP)

With the support of public health clinics, hospitals, shelters and other social service organizations, lower income families are provided child safety seats and instruction on their proper use. Several distribution sites serve primarily Spanish-speaking populations. All distribution sites receive educational materials from the Safer Injury Prevention Resource Center throughout the year.

In FFY15, 45 agencies participated in the NMCSSDP distributing 2,076 child safety seats to low-income families. Site staff showed child passenger safety videos, reviewed educational brochures with the families and provided individual instruction on how to install the child safety seat. Program services were available to an estimated 95 percent of the State's total population.

A \$20 fee is requested when providing a child safety seat, but all families are able to receive a child safety seat regardless of their ability to pay. The fee is intended to provide additional financial support

to the Program. In FFY15, the fees generated over \$22,300 which allowed Safer to purchase 444 safety seats for distribution. All funds collected are used for the purchase of additional seats.

All agency personnel who distribute child safety seats are required to complete an advocacy-training session conducted by a certified Child Passenger Safety instructor. The six-hour training includes lectures, hands-on activities and a written test that educates health care professionals on proper seat selection and administrative aspects of participation in the New Mexico Child Safety Seat Distribution Program. In FFY15, Safer conducted five six-hour trainings for 59 representatives from various healthcare organizations and community agencies.

Child Passenger Safety (CPS) Technical Training

Agency personnel and law enforcement officers providing services at child safety seat distribution sites must be certified utilizing NHTSA's Standardized CPS Technical Training. Safer conducts CPS Technical Training classes and Certification Renewal courses.

Safer conducted four National Standardized CPS 32-hour Technical Training classes during FFY15, with 82 students becoming newly certified. A total of 102 technicians completed recertification through a Safer certification renewal course or through the Safe Kids Worldwide recertification process. Statewide, there are 415 certified CPS technicians (406 technicians and 9 instructors), representing all six NMDOT districts, 24 counties and more than 55 cities/ towns. During FFY15, technicians worked over 2,800 hours at inspection events throughout the State.

In January 2015, the annual CPS Technician Instructor (CPSTI) and Senior Technician training meeting was held with 8 CPSTIs and 14 senior technicians participating.

Child Safety Seat Fitting Stations and Clinics

New Mexico has nine permanent child safety seat fitting stations, and child safety seat clinics are conducted throughout the year. Participation by law enforcement is essential in assisting with local child safety seat clinics and fitting stations.

In FFY15, Safer conducted 59 child safety seat clinics, making the service available to an estimated 88 percent of the State's population. At these clinics, 1,079 child safety seats were inspected and 452 (42%) replaced. Safer found that 71 percent of child safety seats inspected at the clinics were being misused. A total of 539 child passenger safety technicians donated time at the clinics.

At 78 fitting station events, 654 child safety seats were inspected, and 242 (37%) replaced. Safer found that 69 percent of child safety seats inspected were being misused. Fitting stations are accessible to an estimated 63 percent of the State's population. Events were advertised via local and/or statewide radio and/or television stations, local newspapers, flyers, law enforcement training events and the Safer website.

Buckle-Up New Mexico Recertification Training

The annual Buckle-Up New Mexico Recertification Training was held in Albuquerque in March 2015. The event was sponsored by NMDOT/TSD and coordinated by Safer New Mexico Now.

This year's two-day recertification training included work sessions instructed by Dr. Ben Hoffman from Oregon Health and Science University Department of Pediatrics, Joe Colella of Traffic Safety Projects, representatives from child safety seat manufacturers and Safe Traffic Systems, and members of the New Mexico CPS Technician Instructor team. A child safety seat clinic was held during the conference giving CPS technician instructors the opportunity to assist technicians with meeting their recertification requirements.

Attendance totaled 248 persons including child passenger safety instructors and technicians, New Mexico Child Safety Seat Distribution Program coordinators, child safety seat manufacturer representatives, child passenger safety community advocates and TSD personnel.

The 2015 Buckle-Up New Mexico Recertification Training was accredited for seven CEUs through Safe Kids Worldwide. Based on the format of the training, certified CPSTs could earn up to six CEUs, fully satisfying their recertification requirement.

Traffic Safety Clearinghouse/ Booster Seats ***OP-2015-OP-03-00 (15-OP-02-P03)***

This project provided funds to purchase and distribute over 2,700 child safety seats and booster seats throughout the State to enhance child passenger use efforts. The 402 funds expended were used only for the occupant protection activities associated with this project.

Occupant Protection Program Management-FTEs ***OP-2015-OP-04-00 (15-OP-02-P04)***

This project provides program management for the Occupant Protection program area to coordinate statewide local law enforcement efforts related to enforcement operations, including the Click It or Ticket National Seatbelt Mobilization. Program staff oversees funding to local law enforcement agencies for overtime enforcement and assist in developing strategies for inter-jurisdictional enforcement efforts. They provide program management for the annual New Mexico Seatbelt Survey and projects related to child occupant protection, including safety seat/ booster seat distribution, clinics and fitting stations.

State Funded Occupant Protection Project and 2015 Accomplishments

BKLUP (Operation Buckle Down) and Click It or Ticket Enforcement

In FFY15, Operation Buckle Down was given the new designation of BKLUP. BKLUP enforcement focuses on law enforcement participation in operations such as the NHTSA annual Click It or Ticket enforcement mobilization, and New Mexico's Superblitz and Miniblitz operations that combine statewide BKLUP enforcement activities with alcohol/impaired driving enforcement (ENDWI).

The primary objective of BKLUP and Click It or Ticket is to cite and educate those who fail to comply with New Mexico's seatbelt and child restraint laws. Each BKLUP campaign was accompanied by media and education efforts. Sustained enforcement activities included checkpoint and saturation patrol operations that were conducted throughout the year.

Safer New Mexico Now assisted with the administration of this project by negotiating law enforcement agreements, processing reimbursements, and producing monthly and annual enforcement operations summary reports.

BKLUP Enforcement

In FFY15, 58 law enforcement agencies conducted BKLUP enforcement activities, with the 12 State Police districts counting as one of the 58 agencies. These operations resulted in 7,551 seatbelt and 629 child restraint citations. While the focus during these activities is on the proper use of seatbelts and child restraints, law enforcement officers are able to cite for other violations or apprehend individuals involved in other criminal activities. Along with the seatbelt and child restraint citations, the enforcement operations resulted in the following:

- 3,896 speeding citations
- 2,952 uninsured citations
- 601 revoked or suspended license citations
- 505 cell phone use citations

- 35 reckless driving citations
- 255 misdemeanor arrests
- 40 felony arrests
- 36 DWI arrests
- 40 drug arrests
- 128 fugitives apprehended
- 6 stolen vehicles recovered
- 5,734 citations for violations other than these listed

Click It or Ticket Enforcement

In May 2015, the NMDOT/TSD held a news conference at the Balloon Fiesta Park in Albuquerque to announce the State's participation in the National Click It or Ticket seatbelt enforcement campaign. Attendees included NMDOT Cabinet Secretary Tom Church, New Mexico State Police Chief Pete Kassetas, Albuquerque Police Chief Gordon Eden, Bernalillo County Sheriff Manuel Gonzales III, traffic safety partners and advocates.

In FFY15, 51 law enforcement agencies participated in the National Click It or Ticket campaign. The 12 State Police districts are counted as one of the 51 agencies. During this campaign, law enforcement officers issued 2,234 seatbelt citations and 215 child restraint citations. The enforcement operation also resulted in the following:

- 1,051 speeding citations
- 776 uninsured citations
- 199 revoked or suspended license citations
- 125 cell phone use citations
- 10 reckless driving citations
- 76 misdemeanor arrests
- 15 felony arrests
- 12 DWI arrests
- 8 drug arrests
- 43 fugitives apprehended
- 3 stolen vehicles recovered
- 1,654 citations for violations other than these listed

Police Traffic Services Program

Program Overview

The Police Traffic Services Program provides funds to local law enforcement agencies for targeted enforcement efforts in identified high-risk areas. Police traffic services (PTS) problem areas are identified and strategies prioritized to maximize impact given the available funding. Prevention and enforcement activities occur at State, county and city levels, and assistance to local law enforcement includes access to training and equipment.

PTS sustained enforcement activities include checkpoint and saturation patrol operations that are conducted throughout the year. In support of NHTSA national traffic safety objectives, sustained enforcement activities focus not only on speed enforcement, but on DWI, occupant protection, distracted driving, and other traffic safety issues.

Projects' Contribution to Meeting Performance Targets

C6. Reduce the speeding-related fatalities from 122* in 2012 (2011-2013 average) to 118 by 2015.

**2012 3-year average (2011-2013) number of speeding-related fatalities was estimated at 122 in the 2015 HSP*

2015 Target Outcome: Not Met

Preliminary 2014 FARS data indicate there were 129 speeding-related fatalities

New Mexico did not meet its FFY15 target for reducing speeding-related fatalities. After holding steady between 2012 and 2013, they increased by 6 percent in 2014.

New Mexico's STEP, 100 Days and Nights, Distracted Driving (DNTXT) and Safety Corridor projects have greatly increased law enforcement's ability to conduct targeted enforcement operations on New Mexico's roadways to help reduce speeding-related fatalities.

C1. Reduce traffic fatalities from 342* in 2012 (2011-2013 average) to 330 by 2015.

**2012 3-year average (2011-2013) number of total fatalities was estimated at 342 in the 2015 HSP*

FFY15 Target Outcome: Not Met

Preliminary 2014 FARS data indicate there were 383 total traffic fatalities

New Mexico did not meet its FFY15 performance target for reducing total fatalities. Overall traffic fatalities were higher in urban areas – increasing by 25 percent between 2012 and 2014 and by 39 percent between 2013 and 2014.

C2. Reduce serious (Class A) injuries in traffic crashes from 1,637* in 2012 (2011-2013 average) to 1,585 by 2015.

**2012 3-year average (2011-2013) number of serious injuries was estimated at 1,637 in the 2015 HSP*

FFY15 Target Outcome: Achieved and Exceeded

Preliminary 2014 State data indicate there were 1,336 serious injuries in traffic crashes

New Mexico achieved and exceeded its FFY15 performance targets for reducing serious injuries in crashes and reducing the serious injury rate. Serious injuries in crashes have gone down steadily since

2010 and were reduced by 18 percent between 2012 and 2014, and by 15 percent between 2013 and 2014. The serious injury rate went down by 21 percent between 2012 and 2014.

The following FFY15 Police Traffic Services Program projects coordinated with the FFY15 TSD Enforcement Plan and continued to assist the State in its efforts at reducing fatal and serious injury crashes, fatalities and injuries in high-risk areas.

NHTSA Funded Police Traffic Services Projects and 2015 Accomplishments

General Law Enforcement Training

PT-2015-PT-01-00 (15-PT-02-P01)

This project funded a contract to provide traffic safety information and training to all individuals involved in police traffic services. Training may include STEP, crash investigation, use of radar and lidar, Police as Prosecutor and other traffic safety courses.

Safer New Mexico Now (Safer) serves as the State's coordinator for Selective Traffic Enforcement Program (STEP) and DWI checkpoint training for law enforcement. Training information is available through the Safer website: <http://www.safernm.org/>

In FFY15, the following training for law enforcement officers was conducted:

- Six STEP classes training 127 officers from 35 State, county, city and tribal law enforcement agencies (LEAs)
- Four DWI Checkpoint training courses for 48 officers from 23 LEAs. Classroom instruction was followed by a practical exercise on how to properly plan, prepare, setup and manage a DWI sobriety checkpoint.
- A series of three crash investigation courses were attended by 32 officers from State Police, Motor Transportation, University Police, and city and county LEAs.

For STEP and DWI Checkpoint training, each student receives a copy of the certified instruction material. Students are required to submit a course evaluation at the completion of the training. Safer uses this information to ensure that any deficiencies regarding the instructors, course material, training facility and overall value of the training can be addressed.

Traffic Safety Law Enforcement Liaisons

PT-2015-PT-02-00 (15-PT-02-P02)

This project funded three full-time positions (law enforcement liaisons - LELs) to provide statewide coordination of TSD and national initiatives between State, city, county and tribal law enforcement agencies and the TSD. Their duties include, but are not limited to negotiating funding on behalf of the TSD, preparing and tracking project agreements, providing technical assistance and conducting site visits. In FFY15, Safer law enforcement liaisons maintained oversight of 91 individual law enforcement agencies.

LELs assist with development and coordination of the annual statewide Law Enforcement Coordinator's Symposium (LECS). This year it was held in July 2015 in Albuquerque with more than 180 representatives from New Mexico law enforcement agencies participating in ENDWI, BKLUP, STEP, DNTXT, National Crackdown, Click It or Ticket, and 100 Days and Nights of Summer projects. The LECS provides law enforcement representatives with current program information and law enforcement education. Presentations were organized into three tracks to ensure that all presentations were accessible to all attendees. Presenters included representatives from NHTSA, NMDOT, law enforcement and the judiciary. The LELs led a regional strategies session focused on agencies' operational plans, activities, and reporting.

PTS Program Management-FTEs**PT-2015-PT-03-00 (15-PT-02-P03)**

This project provided program management in the areas of police traffic services, traffic enforcement and speed, and coordinated a statewide program of training, development and quality assurance for police traffic services. PTS program staff manages the State Traffic Safety Education and Enforcement funds that are supplied to local law enforcement agencies and oversee law enforcement efforts in speed control, distracted driving and other traffic enforcement programs.

100 Days & Nights of Summer**PT-2015-PT-04-00 (15-PT-02-P04)**

The 100 Days & Nights of Summer campaign is conducted annually by State, city and county law enforcement agencies throughout New Mexico. The summer months are typically the deadliest on New Mexico's roadways, and NMDOT has supported this comprehensive traffic safety enforcement and media operation for the past seven years. The 100 Days & Nights of Summer campaign seeks to decrease the seasonal roadway trauma and increase the public's awareness about safe driving. In addition to conducting increased DWI enforcement activity, officers are on patrol looking for speeders, drivers who don't wear their seatbelts or ensure their children are buckled into child safety seats, and other traffic safety violators. Both Federal and State funds were used for this project.

In FFY15, 68 law enforcement agencies participated in the 100 Days & Nights of Summer campaign. The 12 State Police districts are counted as one of the 68 agencies. TSD provided overtime funds, and law enforcement agencies used other State, city or county funds to conduct this campaign. The campaign began on June 19, 2015 and concluded on September 30, 2015.

This 100 Days law enforcement operation resulted in the following:

- 12,305 speeding citations
- 3,708 uninsured motorist citations
- 3,021 seatbelt or child restraint citations
- 651 suspended or revoked license citations
- 867 cell phone citations
- 82 DWI arrests
- 20 reckless driving citations
- 258 misdemeanor arrests
- 46 felony arrests
- 36 drug arrests
- 86 fugitives apprehended
- 4 stolen vehicles recovered
- 10,372 citations for violations other than these listed

Distracted Driving (DNTXT) Enforcement**DD-2015-DD-01-00 (15-DD-02-P01)**

This project provided funds for a sustained statewide enforcement program to target distracted driving, defined specifically as the reading or viewing of text messages or typing on a handheld mobile communication device while driving.

In FFY15, 21 law enforcement agencies, with the State Police counted as one of the agencies, participated in this enforcement activity resulting in the following:

- 1,963 cell phone citations
- 1,861 speeding citations
- 1,348 uninsured motorist citations
- 897 seatbelt or child restraint citations
- 245 revoked or suspended license citations
- 31 reckless driving citations
- 90 misdemeanor arrests
- 17 DWI arrests

- 16 drug arrests
- 8 felony arrests
- 61 fugitives apprehended
- 3,504 citations for violations other than these listed

State Funded Police Traffic Services Projects and 2015 Accomplishments

Selective Traffic Enforcement Program (STEP)

This project provided State funds for police traffic services projects for Selective Traffic Enforcement Programs (STEPS). STEPs are used in areas that have been identified through local analyses as needing targeted intervention due to high rates of crashes and/or speeding, DWI or other traffic-related problems. These operations support NHTSA traffic safety objectives by focusing primarily on enforcement of speed, DWI and seatbelt statutes.

A total of 19 law enforcement agencies were funded for STEPs in FFY15. The 12 State Police districts are counted as one of the 19 agencies. These agencies totaled 7,866 hours of law enforcement activities in saturation patrols, checkpoints, safety corridor, speed and commercial traffic enforcement operations. These activities resulted in officers issuing the following:

- 8,735 for speeding citations
- 1,610 seatbelt or child restraint citations
- 1,363 uninsured motorist citations
- 338 suspended or revoked license citations
- 39 cell phone citations
- 34 reckless driving citations
- 23 DWI arrests
- 127 misdemeanor arrests
- 7 felony arrests
- 35 drug arrests
- 19 fugitives apprehended
- 2 stolen vehicles recovered
- 3,884 citations for violations other than these listed

Sustained Enforcement of Speeding Statutes using New Mexico Safety Corridors

The NMDOT/TSD provided funding for 10 safety corridors throughout the State. These corridors are designated sections of roadway where fines for speeding are doubled and enforcement is increased. The location of a safety corridor is based on high numbers of fatal and serious injury crashes.

The Safety Corridor project has been very beneficial to the State as it has provided information to the NMDOT on the necessity of making changes in high crash road areas. Roadway engineering changes have had a major impact in some of the safety corridor areas, resulting in decreases in the high incidence of crashes.

Education and Enforcement Funds to LEAs

Education and Enforcement funds are State funds authorized by State Statute 66-7-512 and by Regulation Part 2, 18.20.2.1 to institute and promote statewide traffic safety programs. Funds are used for law enforcement overtime, commodities, education, training and program administration. Funding amounts vary by fiscal year based on fees collected in the previous year. In FFY15, the New Mexico Department of Public Safety State Police and Motor Transportation Police received over \$100,000 in distributions.

Pedestrian and Bicyclist Safety Program

Program Overview

The NMDOT seeks to reduce the number of pedestrian and bicyclist crashes in New Mexico, and to encourage walking and biking as comfortable, accessible, safe and efficient modes of transportation. To successfully reduce New Mexico's pedestrian and bicyclist injury and fatality rates, at-risk populations need to be identified and their safety needs addressed. NMDOT provides support for community-based public awareness, information and education primarily in high pedestrian crash areas of the State.

Projects' Contribution to Meeting Performance Target

C10. Reduce pedestrian fatalities from 51* in 2012 (2011-2013 average) to 50 by 2015.

**2012 3-year average (2011-2013) number of pedestrian fatalities was estimated at 51 in the 2015 HSP*

FFY15 Target Outcome: Not Met

Preliminary 2014 FARS data indicate there were 74 pedestrian fatalities

C11. Reduce bicyclist fatalities from 5* in 2012 (2011-2013 average) to 4 by 2015. (FARS data)

**2012 3-year average (2011-2013) number of bicyclist fatalities was estimated at 5 in the 2015 HSP*

FFY15 Target Outcome: Not Met

Preliminary 2014 FARS data indicate there were 5 bicyclist fatalities

New Mexico did not meet its FFY15 target for reducing pedestrian fatalities. Pedestrian fatalities rose by 21 percent between 2012 and 2014. New Mexico's bicyclist fatalities rose by one in 2014 from 2013, but have declined by 38 percent since 2010.

Increases in vehicle, pedestrian and bicyclist traffic due to lower gas prices, and a mild winter and early spring, and distractions due to cell phones or headphones may be contributing to the continued increases in pedestrian and bicyclist fatalities.

The NMDOT/ TSD, its contractor the University of New Mexico Center for Injury Prevention, Research and Education (CIPRE), and stakeholder agencies worked in FFY15 to increase pedestrian and bicyclist safety throughout the year via the TSD pedestrian safety outreach, training and education projects, safety information dissemination and the 'Look for Me' campaign.

NHTSA Funded Pedestrian Safety Project and 2015 Accomplishments

Pedestrian and Bicyclist Safety

PS-2015-PS-01-00 (15-PS-02-P01)

This project funded a contract with the University of New Mexico (UNM) Center for Injury Prevention, Research and Education (CIPRE) to conduct community outreach, education and training with a focus on drivers, pedestrians, bicyclists and the general public. In conjunction with TSD staff, CIPRE staff worked with local communities, schools, pedestrian and bicyclist stakeholders to design and implement safety education campaigns in communities at higher risk of pedestrian and bicyclist injuries/fatalities at street crossings. Support was provided to law enforcement agencies to enhance awareness of pedestrian and bicyclist safety laws among high-risk populations. Both Federal and State funds were used for this project.

Travel Safety Campaign: LOOK FOR ME – We’re All Going Somewhere

CIPRE contracted with an advertising agency for an internal & external transit campaign for all transportation road users (LOOK FOR ME – We’re All Going Somewhere). In FFY15, the LOOK FOR ME logo was placed on eight bus shelters and eight city bus sides. LOOK FOR ME placards were placed inside 76 buses.



Law Enforcement Training

CIPRE staff coordinated the five-day Law Enforcement Basic Pedestrian/Bicycle Crash Investigation training course offered by the Institute for Police Technology and Management at the New Mexico State University in Las Cruces. The course was attended by 22 members of law enforcement agencies from around the State. An advanced course is planned for the spring of 2016.



Driver Education Instructor Outreach

In order to include new drivers in the pedestrian and bike safety program, the CIPRE program manager provided pedestrian and bike safety presentations at TSD-approved driver education new instructor and instructor recertification trainings throughout the summer. The driver education instructors were provided with information and tools to enable them to highlight pedestrian and bike safety awareness in their classes for new drivers.

Community Assessment and Planning

CIPRE staff worked in concert with the City of Albuquerque, FHWA, International District Community Health Coalition, Pueblo of Sandia, Mid-Region Council of Governments, Albuquerque Police Department and the Santa Fe Metropolitan Planning Organization on two road safety audits. Albuquerque is an FHWA designated Focus City, and New Mexico is a Focus State for pedestrian and bicycle collisions.



On-line Safety Information

The UNM CIPRE website and Facebook page were maintained, providing information on pedestrian and bicycle safety events, resources and other relevant pedestrian and bicyclist safety information.

<http://hsc.unm.edu/som/programs/cipre/NMPSIP.shtml>

<https://www.facebook.com/pages/UNM-Statewide-Pedestrian-Bicycle-Safety-Program/237037049837947?ref=hl>

In addition, through the Injury Prevention Resource Center at Safer New Mexico Now, over 2,900 'About Traffic Safety' books were requested and distributed to elementary schools.

Community Outreach

CIPRE staff conducted a pedestrian and bicycle safety outreach campaign in the Central Avenue/San Mateo Blvd. corridor in Albuquerque (high vehicle and pedestrian traffic area) and in other higher risk communities in New Mexico. Over 2,500 LOOK FOR ME high-visibility backpacks and brochures were given to community-based organizations including the UNM SE Heights Family Clinic, International District Community Health Coalition, Esperanza Community Bike Shop/Albuquerque Bike to Work Day, Institute of Police Technology and Management Statewide Law Enforcement Training in Las Cruces, East Central Ministries, God's Warehouse Food Pantry and the Santa Fe Police Department. Safety outreach materials were distributed at the Sandia Presbyterian Church Bike Rodeo, Fit for Life Regional 5K Run, the UNM Back to School Days and the UNM Employee Preventive Health Days.

Motorcycle Safety Program

Program Overview

NMDOT and motorcycle safety stakeholders work to keep the number of fatalities steady, despite the increasing number of motorcycles on the highways. Although certified motorcycle training is required for licensing in New Mexico, not all motorcyclists obtain a license or receive training.

To increase motorcyclist safety awareness, the NMDOT placed television and radio messaging starting in April to alert drivers to be aware of the motorcycle riders during the spring and summer riding months. During Motorcycle Safety Awareness month in May, the NMDOT worked with the District offices to utilize message boards with motorcycle safety messages statewide.

Projects' Contribution to Meeting Performance Target

C7. Reduce motorcyclist fatalities from 50* in 2012 (2011-2013 average) to 48 in by 2015.

**2012 3-year average (2011-2013) number of motorcyclist fatalities was estimated at 50 in the 2015 HSP*

FFY15 Target Outcome: Achieved and Exceeded
Preliminary 2014 FARS data indicate there were 46 motorcyclist fatalities

New Mexico achieved and exceeded its FFY15 target for reducing motorcyclist fatalities. After spiking by 36 percent in 2012 from 2011, motorcyclist fatalities decreased by 28 percent in 2014 from 2012.

C8. Reduce unhelmeted motorcyclist fatalities from 38* in 2012 (2011-2013 average) to 37 by 2015.

**2012 3-year average (2011-2013) number of unhelmeted motorcyclist fatalities was estimated at 38 in the 2015 HSP*

FFY15 Target Outcome: Achieved and Exceeded
Preliminary 2014 FARS data indicate there were 35 unhelmeted motorcyclist fatalities

New Mexico achieved and exceeded its FFY15 target for reducing unhelmeted motorcyclist fatalities. Unhelmeted motorcyclist fatalities have been declining since 2011, with FARS data indicating a 51 percent decline between 2011 and 2013, however there were 8 fatalities in 2013 in which the use of a helmet was unknown. Unhelmeted fatalities declined by 10 percent between 2012 and 2014.

By providing safety information, education and training, the following FFY15 Motorcyclist Safety Program projects continued to assist the State in its efforts at reducing motorcyclist fatalities and injuries.

NHTSA Funded Pedestrian Safety Project and 2015 Accomplishments

Motorcycle Safety Equipment

K6-2015-MC-02-00 (15-MC-2010-P02)

This project funded the purchase of motorcycles for the New Mexico Motorcycle Safety Program.

In FFY15, 17 motorcycles were purchased for the Program. The motorcycles are important for improving the quality of the overall training program, and will replace outdated and unsafe motorcycles.

State Funded Motorcycle Safety Project and 2015 Accomplishments

Motorcycle Safety Training

This project provided funds for a contract with the Motorcycle Safety Foundation to administer a quality statewide motorcycle safety training program designed to assist motorcycle riders develop skills and learn how to ride safely. Attendees pay a \$2 motorcycle registration fee and training fees.

In FFY15, training was provided to 1,328 students throughout New Mexico. Under contract to the NMDOT, the New Mexico Motorcycle Safety Program (NMMSP) offered 179 classes for basic and experienced riders at training sites in Albuquerque, Clovis, Alamogordo, Farmington, Roswell, Santa Fe and Las Cruces.

The NMMSP also provided technical assistance to New Mexico research, legislative and licensing programs, and chaired one Motorcycle Advisory Council meeting for the Traffic Safety Division. In addition, the NMMSP had members on the New Mexico Universal Helmet Law Working Group. This group presented draft legislation for requiring motorcycle helmet use to the 2015 New Mexico Legislative Session.

The NMMSP continues to provide technical assistance to NM Motor Vehicle Division examiners and office managers in the areas of rider skills testing, scheduling of rider tests in Albuquerque and other motorcycle safety training issues.

NMMSP staff participated in the annual Motorcycle Safety Awareness Days and with a local motorcycle accessory dealer at several monthly awareness events during FFY15. NMMSP training brochures were provided at these events.

Media and Marketing Program

Program Overview

New Mexico is committed to providing high levels of media and public information to correspond with its programs in the areas of alcohol/ impaired driving and other traffic enforcement activities, occupant protection, pedestrian/ bicyclist safety, motorcyclist safety and driver education. Media and public information efforts have been very effective, particularly in areas such as impaired driving, occupant protection, and motorcyclist safety. NMDOT will continue to provide media messaging and public information on speeding, pedestrian and bicyclist safety, and distracted driving.

Media messages are developed to reach targeted audiences and generate widespread message exposure. Public information and education campaigns occur in conjunction with law enforcement or public event activities to maximize the effect on the public, whether to change behavior or to increase awareness.

Both Federal and State funds were used for these projects.

Projects' Contribution to Meeting Performance Target

The NMDOT contracts with a marketing firm, Marketing Solutions, to conduct media placement and media monitoring of National and State campaigns and sustained enforcement media activities. This contract is essential with year-round messaging occurring on DWI, occupant protection, motorcycle safety, distracted driving and underage drinking prevention.

The contractor assists in marketing the NMDOT's traffic safety messages through promotions and events involving the broadcast media. They prepare regular reports on traffic safety commercials aired on the stations under contract with NMDOT.

Radio, television and billboard advertising have proven to be effective throughout the State. Earned media is a large component of the media mix, and intense efforts are made to obtain news coverage of the various campaigns to increase exposure and maximize the State's media budget. Additionally, the NMDOT works with county DWI prevention and safety coalitions to distribute collateral materials to supplement paid media messages.

NHTSA Funded Media Marketing & Placement Projects and 2015 Accomplishments

<i>DWI Media Placement</i>	<i>164PM-2015-AL-17-00 (15-AL-PM-P17)</i>
<i>Motorcycle Media Placement</i>	<i>M1*PM-2015-MC-01-00 (15-MC-PM-P01)</i>
<i>Click It or Ticket Paid Media</i>	<i>M1*PM-2015-05-05-00 (15-OP-PM-P05)</i>

Winter Superblitz

November 2014 - January 2015

The annual Winter Superblitz was advertised on statewide broadcast and cable television, statewide radio and outdoor. The campaign ran November 14, 2014 through January 4, 2015.

Creative for television and radio was 'Last Call' for both English and Spanish television.

The campaign generated:

Cash Spots: 11,714	Bonus Spots: 6,848	GRPs: 6,679.1
Budget: \$ 285,000 inclusive	Actual: \$ 290,773.69	

Billboard creative continued the evolution of the ENDWI campaign with a call to action.



Super Bowl/Winter Olympics

February 2015

Since Super Bowl is the equivalent of a holiday weekend, NMDOT was a sponsor of the game and pre-game coverage on KOB-TV, as well as for the internet ads. The game itself generated the highest ratings in the history of the Super Bowl and was the market's highest ranked program ever. We aired the spot 'Last Call' during the Super Bowl.

Interview segments were coordinated on KOB-TV's *Good Day New Mexico* program which featured a spokesperson from MADD who talked about 'mocktails,' responsible hosting and designated drivers in advance of Super Bowl weekend.

The combined campaign generated:

Cash Spots: 6	Bonus Spots: 13	GRPs: 155
Budget: \$ 23,000 inclusive	Actual: \$ 22,627.29	

St. Patrick's Day Miniblitz

March 2015

NMDOT embarked on a statewide advertising campaign to support its Spring Miniblitz enforcement efforts. NMDOT launched new creative with 'ENDWI Slang' in English and Spanish for radio and television. Television purchased for this campaign included a March Madness schedule and postseason UNM Lobo basketball games.

The campaign generated:

Cash Spots: 2,237	Bonus Spots: 1,859	GRPs: 1,396.3
Budget: \$ 75,000 inclusive	Actual: \$ 74,974.11	

Cinco de Mayo Miniblitz

May 2015

Cinco de Mayo Miniblitz media focused on the days surrounding the popular celebrations in select markets around the State. This campaign was aimed at the predominately Hispanic population during a

time period when there are a large number of parties. The campaign utilized recently developed spots titled 'ENDWI Slang' for English and Spanish television and radio.

The campaign generated:

Cash Spots: 2,324	Bonus Spots: 1,948	GRPs: 1,195.8
Budget: \$ 78,000 inclusive	Actual: \$ 76,520.16	

Click It or Ticket National Campaign

May/June 2015

NMDOT kicked off the Click It or Ticket National Seatbelt campaign with two television and radio spots 'BKLUP Baby' and 'Professor' in Spanish and English.

The campaign generated:

Cash Spots: 4,012	Bonus Spots: 2,889	GRPs: 2,759.7
Budget: \$ 100,000 inclusive	Actual: \$ 101,086.30	

The Click It or Ticket campaign also included billboards throughout the State.



100 Days and Nights of Summer Campaign

June/July/August/September 2015

State officials kicked off the annual *100 Days & Nights of Summer* campaign — the intensive summer-long effort to keep New Mexico's roads safe by cracking down on drunk and unsafe drivers — with paid media including television, radio and outdoor advertising.

The outdoor advertising consisted of one simple and direct DWI message – ENDWI NOW. The Traffic Safety message was a continuation of the BKLUP ALWAYS artwork from the Click It or Ticket campaign and new texting awareness artwork.





The television creative was a family of spots focusing on consequences: ‘What’s The Worst That Can Happen – DWI’, ‘What’s The Worst That Can Happen – Texting’ and ‘What’s The Worst That Can Happen – ‘Buckle Up’. All spots ran in English and Spanish.

The radio creative was a take-off of the television creative and ran in English and Spanish: ‘ENDWI Maybe’, ‘What’s The Worst That Can Happen – Texting’ and ‘What’s The Worst That Can Happen – ‘Buckle Up’.

The campaigns generated:

DWI Cash Spots: 8,984	Bonus Spots: 6,699	GRPs: 4,033.2
Budget: \$ 230,000 inclusive	Actual: \$ 230,162.62	
Seatbelt Cash Spots: 4,339	Bonus Spots: 3,471	GRPs: 1,922.1
Budget: \$ 110,000 inclusive	Actual: \$ 110,060.37	
Texting Cash Spots: 4,297	Bonus Spots: 3,261	GRPs: 1,920.9
Budget: \$ 110,000 inclusive	Actual: \$ 110,043.29	

Labor Day Superblitz ***August/September 2015***

The Labor Day Superblitz media focused on the days leading up to and through the end of summer holiday. This campaign continued the 100 Days of Summer DWI creative: ‘What’s The Worst That Can Happen’ on English and Spanish television and ‘ENDWI Maybe’ in English and Spanish for radio.

The campaign generated:

Cash Spots: 5,278	Bonus Spots: 3,714	GRPs: 2,369.2
Budget: \$ 145,000 inclusive	Actual: \$ 142,669.47	

Motorcycle Safety ***May 2015***

The Motorcycle Safety campaign aired in May. Due to a very limited budget, the campaign aired only on television. The spot used was ‘Two Perspectives’ in both English and Spanish.

The campaign generated:

Cash Spots: 34	Bonus Spots: 8	GRPs: 90.6
Budget: \$ 20,000 inclusive	Actual: \$ 17,534.63	

Underage Drinking Awareness Campaign

September 2015

NMDOT planned a television campaign on underage drinking that coincided with the start of the school year and homecomings around the State. Due to limited dollars, the campaign only utilized television advertising. The campaign, which targeted the parents of 12-24 year olds, was called ‘MyInstead Good Parent’ and demonstrated the role parental behavior has in the example set for children.

The television campaign generated:

Cash Spots: 28 Bonus Spots: 29 GRPs: 189.8
 Budget: \$ 30,000 inclusive Actual: \$ 27,176.99

Campaign Summaries:

CAMPAIGN	GRPs	IMPRESSIONS	CASH SPOTS	BONUS SPOTS	TOTAL SPEND
Winter Superblitz	6,679.1	9,034,000	11,714	6,848	\$ 290,773.69
Super Bowl	155	322,000	6	13	\$ 22,627.29
St. Patrick's Day Superblitz	1,396.3	1,149,000	2,237	1,859	\$ 74,974.11
Cinco de Mayo Superblitz	1,195.8	5,132,000	2,324	1,948	\$ 76,520.16
Click It Or Ticket	2,759.7	10,250,000	4,012	2,889	\$ 101,086.30
100 Days of Summer - DWI	4,033.2	10,970,000	8,984	6,699	\$ 230,162.62
100 Days of Summer – Seatbelt	1,922.1	7,917,000	4,339	3,471	\$ 110,060.37
100 Days of Summer – Texting	1,920.9	7,927,000	4,297	3,261	\$ 110,043.29
Labor Day Superblitz	2,369.2	8,488,000	5,278	3,714	\$ 142,669.47
Underage Drinking	189.8	981,000	28	29	\$ 27,176.99
Motorcycle Safety	90.6	612,000	34	8	\$ 17,534.63

Park & Ride Advertising

October 2014 – September 2015

NMDOT renewed its advertising on the Park & Ride shuttles that operate between Santa Fe, Los Alamos and Española. This advertising option is ideal for getting into the Santa Fe/ Española area where billboards are either not available or have limited availability.



Sponsorships

October 2014 - September 2015

NMDOT undertook several sponsorships of note during FFY14, several of which continued into FFY15: the University of NM, NM State University, New Mexico Bowl, NM High School Sports, New Mexico Amateur Soccer, SoberZone and Albuquerque Isotopes Baseball.

University of New Mexico and New Mexico State University

NMDOT sponsored the University of New Mexico and the New Mexico State University Football and Basketball programs. These two public universities represent the largest student populations in the State. Each sponsorship included this full page color ad in the game programs for both basketball and football season.



Alcoholic beverages are not served in any of the sports facilities, except in the suites and boxes. Marketing Solutions negotiated with UNM and NMSU to use cocktail napkins with the HELP ENDWI graphic in the suites and boxes where alcoholic beverages were being served.

The UNM, NMSU and New Mexico Bowl athletic sponsorships included banners with the HELP ENDWI messaging displayed in key areas of the football stadiums and basketball arenas, as well as audio and video messaging before and during the games.



New Mexico High School Sports Ticket Backs



NMDOT sponsored the ticket backs for all New Mexico high school sports tickets for the 2014/2015 school year. The messaging and artwork on the ticket backs promoted the new MYINSTEAD underage drinking program.

New Mexico Amateur Soccer

In New Mexico, soccer is a favorite past-time among young adults. There are dozens of amateur soccer leagues around the State. Soccer sponsorships were negotiated with the leagues to increase visibility in the target demographic of young males. As part of the sponsorship, each team received signage and a cooler, and each player received a cinch bag and water bottle.




SoberZone

In FY2015, NMDOT continued to target concert goers at Isleta Amphitheater and for the second year implemented the promotion 'SoberZone' which is aimed at creating an alcohol-free VIP concert experience.

The promotion involved in-venue signage, branding a high-profile seating box and tickets to every concert. In partnership with the most appropriate radio station for that concert, concert tickets were given away on-air to listeners who had registered to win the SoberZone prize package.



The sponsorship also included a designated driver program at the Live Nation venue that rewarded concert goers who signed up with a Concert Cash Card in denominations from \$5 to \$100 and non-alcoholic beverage coupons. For the summer 2015 concert season, the designated driver program saw a 100% increase in the number of patrons signing up as designated drivers.




The SoberZone promotion was heavily promoted via social media by both the venue and local radio stations, and was well received by listeners.

ABQ Film and Music Experience

In 2015, NMDOT sponsored the ABQ (Albuquerque) Film & Music Experience, a film and music festival. This sponsorship, the first of its kind for NMDOT, showcased eight of the NMDOT’s most powerful television spots. Marketing Solutions was able to negotiate for the NMDOT commercials to be played prior to each of the films showcased during the festival. Several of the featured films had storylines demonstrating the perils of alcohol abuse and the trauma created by driving under the influence.

Albuquerque Isotopes

In 2015, NMDOT sponsored the Albuquerque Isotopes baseball games for the first time. It was a large significant sponsorship that included signage on the field, floor graphics on the concourse, street side, inside the concession booths, and cocktail napkins in the club level suites. For the 2015 season, the Isotopes averaged more than 8,000 fans per game and ended the season with a total home attendance of more than 560,000 people.



Sponsorship Summary

Per year sponsorships cost:

UNM Sponsorship	\$ 81,100
NMSU Sponsorship	\$ 51,885
New Mexico Bowl Game	\$ 10,000
NM High School Sports Ticket Backs	\$ 55,000
NM Amateur Soccer	\$ 84,000
SoberZone	\$ 69,580
ABQ Film & Music Experience	\$ 5,000
Albuquerque Isotopes	\$ 83,125

NMBA-NCSAs

DE-2015-DE-05-00 (15-DE-02-P05)

In FFY15, approximately 92 Underage Drinking spots ran on approximately 15 stations throughout the State during the State Basketball Tournament in March for an estimated value of \$2,015.

Returns on investment for the three PEP programs were as follows:

- Pedestrian Safety = \$221,240
- Roundabouts = \$195,711
- Highway Work Zones = \$208,103
- Dust Storms = \$90,014
- Pass Safely = \$67,719
- Hot Cars = \$62,762

NHTSA Funded Media Creative Design and Production Projects and 2015 Accomplishments

DWI Creative Design and Production 164AL-2015-AL-16-00 (15-AL-64-P16) 164AL-2015-AL-21-00 (15-AL-64-P21)

Media is an essential component that supports TSD's high-visibility enforcement operations. High-visibility media is coordinated with enforcement operations to let the public know that officers are on the street enforcing DWI, occupant protection, speeding and other traffic safety laws. The NMDOT contracted with a creative-design consultant firm, RK Venture to create, design and produce television, radio, outdoor marketing, social media/ video and educational materials for DWI, seatbelt, distracted driving, traffic safety and underage drinking awareness and enforcement efforts.

ENDWI

In FFY15, the NMDOT continued to build on and expand its ENDWI campaign strategy emphasizing legal, physical and emotional consequences in an effort to motivate the public to help ENDWI.

Television spots and social video, titled 'Slang Talk,' launched at the beginning of FFY15 and featured characters who represented the DWI key demographic (18-34) speaking directly into the camera about how important it is not to drive if you've been drinking. In another television spot, drawing from a true story, the Fall/Winter enforcement campaign, 'Last Call' (TV spots, radio and social video campaign) showed a young boy being driven by his drunk father and the boy's calls to #DWI for help.



Social platforms, hosting multiple social video formats and social channel presence, helped to increase the campaign's awareness among the key 18-34 year old demographic.

Bold, out-of-home messaging (billboards, signage) and print ads continued to promote the urgent message that everyone needs to help ENDWI NOW. During occupant restraint initiatives and throughout the 100 Days and Nights of Summer campaign, TV/radio and outdoor messaging was used

to support awareness efforts regarding seatbelt use and distracted driving. On-going updates were also made to <http://www.endwi.com> featuring useful information regarding strategies to ENDWI as well as generating awareness regarding the DNTXT and BKLUP efforts.



100 DAYS AND NIGHTS

The 100 Days and Nights summer campaign, 'What's the Worst That Can Happen?' utilized a compelling graphic cinematic technique and special effects to highlight the horrific consequences of drunken driving, texting while driving and not wearing a seatbelt. However, the spots and long form video all ended with the drivers and/or their traveling companions making the right driving decisions. The dramatic spots generated earned media and public conversation while the social platforms hosted the long form video helping to increase the campaign's awareness among New Mexicans.



Media helps to remind drivers to not drink and drive, to not use cell phones while driving, to buckle up themselves and their passengers and to slow down and drive safely. NMDOT's media messages are short, to the point and effective at delivering important traffic safety messaging to the driving public. Social media presence for all traffic safety campaigns has expanded through the provision of quality

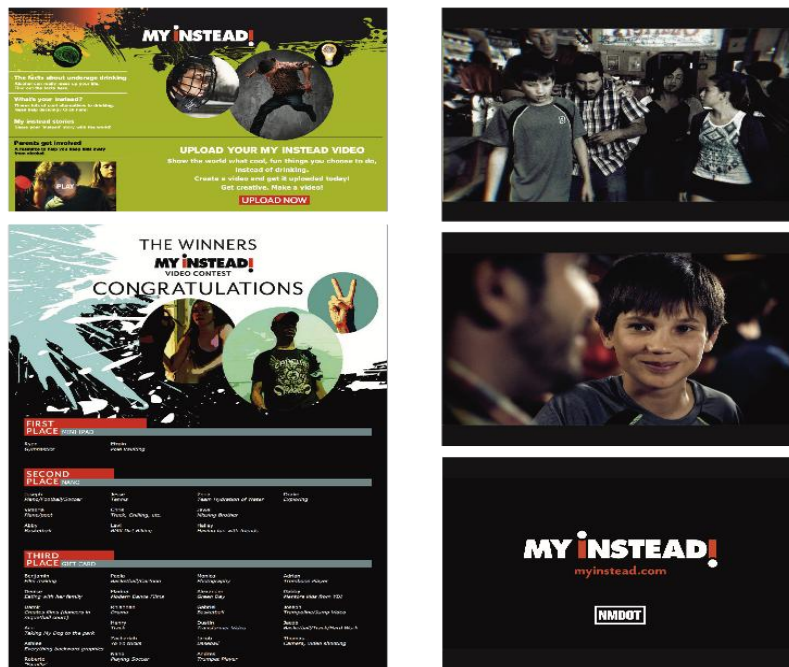
content, such as videos, interactive games, apps and media characters that help engage key demographic targets.

In 2014, Eddy and Lea counties in southeastern New Mexico witnessed a dramatic increase in non-alcoholic traffic fatalities. The booming gas and oil exploration industry had increased tanker and truck traffic, and the crowded roadways saw reckless driving that resulted in horrific deaths. To raise awareness and motivate better driving practices, the campaign 'Lives Depend On It' was launched in FFY15 utilizing outdoor billboards, displays and signage, radio spots, print ads, posters, brochures and promotional items.



UNDERAGE DRINKING

During FFY15, NMDOT continued to step up its efforts to raise awareness regarding the consequences of underage drinking. On-going updates were made to the <http://www.MyInstead.com> website encouraging interaction, including the opportunity for kids to continue to submit videos and stories of what they did instead of drinking.



MyInstead kits, kiosk displays and promotional materials were supplied for school and events attended by kids, and a new campaign directed at parents, 'Good Parent/Bad Parent' was produced and launched. In the TV spot and long form video, a family is shown out at a restaurant with a 'fantasy' sequence of the father drinking too much, and showing the impact on the kids at the table, but ending with the reality of the father making the right choice. The social video, shot on an iPhone from another diner's point of view and pushed out through social platforms, generated public engagement and earned media.

DIVERGING DIAMOND INTERCHANGE

The Diverging Diamond Interchange is a new traffic and roadway configuration that will make the I-25/ Cerrillos Road interchange - just south of Santa Fe - safer, easier and quicker for New Mexico drivers. What used to force drivers to make a left hand turn into on-coming traffic will now be an easily marked and smoothly flowing divergence when exiting and entering the interstate.

To help educate and inform New Mexico drivers about how this first-of-its-kind interchange in New Mexico works, a series of videos were produced that explain what the interchange is and how to navigate it. The series of videos gives viewers options to choose from depending on which direction they are traveling. An interactive game was also developed to help viewers engage and participate in the navigation. Both elements are hosted online at <http://www.drivetheddi.com> and on two kiosks at the Motor Vehicle Division in Santa Fe and at traffic safety event locations.



Traffic Records Program

Program Overview

The NMDOT/TSD Traffic Records Program works to achieve the objectives outlined in the Statewide Traffic Records Strategic Plan. The Program provides support to the members of the Statewide Traffic Records Executive Oversight Committee (STREOC) and the Statewide Traffic Records Coordinating Committee (STRCC) to develop a statewide traffic records data system, and improve traffic safety data collection and analytical systems to achieve the performance-based targets established in the Highway Safety Plan. The TR performance measures and targets are included in the Highway Safety Plan and are coordinated with the Strategic Highway Safety Plan and the Highway Safety Improvement Plan.

Projects' Contribution to Meeting Performance Target

New Mexico achieved and exceeded its two 2015 State Traffic Records performance targets.

1) EMS/Injury Database - Completeness

Decrease the percentage of unknowns or blanks in EMS critical data (specifically 'time at hospital' element) for which unknown is not an acceptable value, from the baseline period April 1, 2013 - March 31, 2014 to the target period April 1, 2014 - March 31, 2015.

STATUS: Achieved

During the performance period, unknown or blanks for the 'time at hospital' data element in the FARS database were reduced by 32 percent.

2) Roadway Database – Accuracy

Decrease the percentage of road segment records with errors in critical data elements from the baseline period of April 1, 2013 – March 31, 2014 to the target period of April 1, 2014 – March 31, 2015.

STATUS: Achieved

During the performance period, the percentage of road segment records with errors in critical data elements was reduced by 95.5 percent (from a baseline of 12,913 errors to 580 errors).

The TraCS, Data Improvement and TR Management projects listed below increased the ability of the NMDOT/TSD Traffic Records program to provide more accurate, timely and accessible traffic safety data used for planning, assessment and evaluation of traffic safety programs aimed at reducing crashes, fatalities and injuries.

NHTSA Funded Traffic and Criminal Software (TraCS) Projects and 2015 Accomplishments

New Mexico is one of 13 states participating in the National Model for the Statewide Application of Data Collection and Management Technology to Improve Highway Safety to have full support from their State law enforcement agency. The addition of the New Mexico State Police and State Motor Transportation Police not only increased the State's overall TraCS participation, but these agencies are now able to provide training and support to other agencies statewide. As in past years, the Albuquerque Police Department and the Dona Ana Sheriff's Office continued to provide maintenance and support to existing TraCS agencies.

TraCS Maintenance and Support***164HE-2015-HE-01-00 (15-HE-64-P01)***

This project funded contracts with the Dona Ana County Sheriff's Office and Albuquerque Police Department to provide maintenance and support to law enforcement agencies currently using TraCS. The contractors provide assistance to law enforcement agencies transitioning to the latest version of TraCS and with the use of the corresponding location tool. This project provides helpdesk services and other assistance to law enforcement agencies with TraCS-related software and hardware issues.

In FFY15, the contractors provided support and assistance to the Dona Ana County Sheriff's Office, Rio Rancho Police Department, Santa Fe Police Department, Albuquerque Police Department and the NM Department of Public Safety as they upgraded to the most current version of TraCS. This year the software upgrade went from version 10.06.26 to 10.06.40. Other support services included testing of upgraded versions, programming, providing input on existing forms and training on the use of TraCS.

TraCS Statewide Rollout Project***164HE-2015-HE-02-00 (15-HE-64-P02)***

This project funded a contract for project management services to support the Statewide TraCS implementation and rollout of TraCS software and hardware. The TraCS project provides law enforcement with access to an electronic collection tool for electronic submission of the State's uniform crash report and uniform traffic citation. This initiative supports NHTSA Model Performance Measures to improve the quality, accuracy, integrity, timeliness, completeness, consistency and accessibility of crash and citation records.

In FFY15, project management services included assessments for new and existing TraCS agencies, coordination of forms development through weekly meetings with law enforcement agencies, quarterly user group meetings and consulting with forms developers for needed updates/changes to the New Mexico TraCS forms package. These activities provided valuable input to the contractors assisting with implementation and customization of NM TraCS. The New Mexico TraCS Pack is updated as new or improved features are identified by law enforcement. New forms developed this year included a booking sheet, officer incident property sheet, arrest warrant, vehicle seizure form and report, juvenile class III form and report, and a DWI checklist.

TraCS Citation and Adjudication Data Transfer***164HE-2015-HE-03-00 (15-HE-64-P03)***

This project funded a contract with the Administrative Office of the Courts to provide technical assistance and support to facilitate the linkage of data systems between pilot law enforcement agencies and the relevant court systems. The facilitation includes testing, training, and live exchange of TraCS-generated traffic and DWI citation data.

In FFY15, the Dona Ana County Sheriff's Office continued to be the only agency to provide electronic data exchange with the Magistrate Court's Odyssey records management system. Architecture from this Dona Ana project is being used in the development of the data exchange project between the Albuquerque Police Department (APD) records management system and the Bernalillo County Metro Court system. The APD/ Metro Court project is expected to be operational in FFY16.

TraCS Equipment***164HE-2015-HE-04-00 (15-HE-64-P04)***

This project provided funds to law enforcement and other partner agencies for equipment necessary to implement the use of TraCS.

In FFY15, the New Mexico Department of Public Safety-State Police/ Motor Transportation Bureau outfitted 43 units with new equipment for using TraCS, and the Dona Ana County Sheriff's Office received hardware to assist with the electronic data exchange project. No individual item of equipment exceeded \$5,000.

TraCS Software Upgrade

164HE-2015-HE-05-00 (15-HE-64-P05)

This project provided funds to purchase upgraded versions of TraCS and the Incident Location Tool software for all current TraCS users. This software will be available for any additional agencies added to the program as resources permit.

In FFY15, the Dona Ana County Sheriff's Office, Rio Rancho Police Department, Santa Fe Police Department, Albuquerque Police Department and the NM Department of Public Safety were upgraded to the most current version of TraCS. The base TraCS software is upgraded at least twice a month to provide improved security fixes, patches and new or improved features to the existing forms. The NMDOT maintains New Mexico's TraCS license for use by the law enforcement agencies.

NHTSA Funded Data Improvement Projects and 2015 Accomplishments

Data Entry Project

M3DA-2015-05-02-00 (15-TR-05-P02)

This project provided funds for data entry and front-end quality control of the State's uniform crash reports (UCRs) sent via hard copy and TraCS or other data transfer methods. Funds cover personnel services for a data entry supervisor and clerks as well as supplies, training and travel needed to support the maintenance of the project.

In FFY15, the following objectives were achieved:

- 2014 and two-thirds of 2015 Uniform Crash Report forms meeting the criteria for inclusion in the crash database were entered; 2014 reports were made available in the SQL Server for query
- 28,881 2014 reports and 33,117 2015 reports were entered
- all critical variables and those needed for the production of the 2014 Annual and DWI Reports were cleaned and edited for quality assurance purposes
- infrastructure to receive electronic TraCS forms was implemented with the Dona Ana County Sheriff's Office and testing began with the Santa Fe Police Department

Before the implementation of this project, crash data entry was lagging by a year, but is now six months out, helping to increase the timeliness and availability of the data.

Crash Data Statistical/ Analytical Reporting

M3DA-2015-05-01-00 (15-TR-05-P01)

The University of New Mexico (UNM) Traffic Research Unit (TRU) maintains a comprehensive traffic crash database for the State of New Mexico. TRU also maintains data on drivers, driver history, DWI arrests, roadways and population for use in analysis of traffic safety issues.

In FFY15, UNM TRU finalized and made available the 2012 New Mexico Traffic Crash Annual Report, the 2012 and 2013 New Mexico DWI Reports, and the 2013 Community Reports (for cities and counties) via the TRU Crash Data website: <http://tru.unm.edu/index.html>. The 2013 Traffic Crash Annual Report is still in review.

UNM TRU staff provided data for the New Mexico Highway Safety Plan and the TSD Annual Report. TRU continued to maintain their geographical information system (GIS) capabilities and provide geographic analyses.

Magistrate Court Electronic Abstracts**164HE-2015-HE-11-00 (15-HE-64-P11)**

This project provided funds for the Administrative Officer of the Courts (AOC) to purchase document scanners and other equipment for Magistrate courts statewide. This will allow the imaging of traffic citations and other court filing documents to be sent electronically to the State Motor Vehicle Department (MVD). The MVD requires an electronic citation image in order to receive electronic court abstract data.

In FFY15, the AOC purchased batch and desktop scanners, printers and monitors to facilitate the imaging of traffic citations and other court filing documents from Dona Ana Magistrate Court for electronic submission to the State MVD.

Uniform Traffic Citation Standardization**164HE-2015-HE-13-00 (15-HE-64-P13)**

This project provided funds to replace out-of-date uniform traffic citation (UTC) books currently in circulation and being used by a number of law enforcement agencies. Some UTC versions date as far back as 1992, and their use creates problems for automated processing and delays in posting the citations to the driving record. Funding will be used for document production and delivery to LEAs.

In FFY15, contract staff provided over 6,500 up-to-date UTC books to agencies using older versions of the UTC. The contractor worked with the New Mexico Department of Public Safety to ensure law enforcement agencies understand the importance of using the up-to-date UTCs and increase compliance of their use.

NHTSA Funded TR Management Projects and 2015 Accomplishments**Traffic Records Strategic Plan Implementation****164HE-2015-HE-06-00 (15-HE-64-P06)**

This project funded a contract to assist with the development of an implementation plan for the Traffic Records Strategic Plan and provide administrative support to the TR Program. The contractor was to develop a traffic records project tracking system, develop an electronic file for New Mexico's fatality crash records, and ensure that Map 21 requirements were met with regard to the Executive Oversight and Traffic Records Coordinating Committee meetings.

In FFY15, an update to the Statewide Traffic Records System (STRS) Strategic Plan was completed and support was provided for the State Strategic Highway Safety Plan meetings and Safety Summit. In addition, an electronic filing system was created for the fatality records system. Support to the daily operations of the Data Management Bureau was provided. Programs that were supported within the Data Management Bureau included Traffic Records, Roadway Inventory and Traffic Monitoring. Project support included scheduling traffic records meetings, and preparing meeting minutes and agendas.

Out-of-State Travel**164HE-2015-HE-08-00 (15-HE-64-P08)**

This project provided funds for travel to federally mandated trainings, as well as training necessary for efficient management of traffic records projects.

In FFY15, funds were used for a Traffic Records staff person to attend the International Traffic Records Forum.

Uniform Crash Report Modifications**164HE-2015-HE-09-00 (15-HE-64-P09)**

This project provided funds for necessary modifications to the State uniform crash report to increase the number of MMUCC data elements.

In FFY15, NMDOT staff and law enforcement agency personnel met to review and discuss proposed modifications to the UCR to increase the MMUCC elements.

The following Traffic Records projects were listed in the 2015 HSP, but the projects were not implemented and no NHTSA funds were expended in FFY15:

164HE-2015-HE-07-00 (15-HE-64-P07)	Vehicle Registration Bar Code Project
164HE-2015-HE-12-00 (15-HE-64-P12)	EMS Provider Licensing Software

:

Driver Education and Safety Program

Program Overview

The Driver Education (DE) and Safety Program funds projects to increase the distribution and dissemination of traffic safety messages across a wide variety of traffic safety programs including impaired driving, occupant protection, pedestrian, motorcyclist, bicyclist and distracted driving enforcement, prevention and education.

In addition the DE program contracts with the University of New Mexico, Division of Continuing Education (DCE) staff to provide training services including training of novice driver education instructors, training of novice and experienced DWI schools instructors and a course of basic training in the classroom.

Projects' Contribution to Meeting Performance Target

C9. Reduce the number of drivers age 20 or younger involved in fatal crashes from 41* in 2012 (2011-2013 average) to 38 by 2015.

**2012 3-year average (2011-2013) number of under age 21 drivers involved in fatal crashes was estimated at 41 in the 2015 HSP*

FFY15 Target Outcome: Not Met

Preliminary 2014 FARS data indicate there were 39 under age 21 drivers in fatal crashes

New Mexico did not meet its performance target for reducing the number of under age 21 drivers in fatal crashes. However, the State saw an 11 percent reduction in these crashes between 2012 and 2014, and a 25 percent reduction over the past five years.

New Mexico's graduated licensing program as well as its focus on driver training and education, and underage drinking prevention has helped the State achieve these reductions.

State DE. Increase the number of media impressions reached with traffic safety messages from 59.9 million in FFY13 to 62.3 million in FFY15.

FFY15 Target Outcome: Achieved and Exceeded

2015 State data indicate there were 62.7 million impressions, i.e. the number of people who may have heard something on the radio, watched something on television or read something in a brochure or on a web page.

The State achieved and exceeded the number of media impressions from its media and educational campaigns focused on reducing crashes, fatalities and injuries among drivers, pedestrians and bicyclists.

The Driver Education and Safety Program projects listed below contributed to the achievement of the State's performance targets focused on reducing overall fatalities and injuries by increasing the quality and availability of driver training and safety education, providing media training to law enforcement and other relevant agencies to increase the effectiveness of their traffic safety messaging, and the distribution of traffic safety and injury prevention materials statewide.

NHTSA Funded Driver Education and Safety Projects and 2015 Accomplishments

Partner Information and Training

DE-2015-DE-01-00 (15-DE-02-P01)

This project provided for participation by New Mexico traffic safety partners in training events, conferences, task forces and seminars to develop their skills and knowledge in traffic safety program issues.

Traffic Safety Information Clearinghouse

DE-2015-DE-02-00 (15-DE-02-P02)

The NMDOT/TSD contracts with the Safer New Mexico Now (Safer), Injury Prevention Resource Center (IPRC) to maintain and distribute traffic safety materials to the public and to support NMDOT/TSD programs statewide.

The IPRC maintains bi-lingual staff and a 1-800 toll-free telephone number that enables individuals and agencies to request traffic safety and injury prevention information and educational tools. An order form is also available on the Safer website (see below). The IPRC maintains an inventory of more than 270 traffic safety and injury prevention related titles, CDs and videos, including items on DWI prevention, child safety seat selection and use, driver education, motorcycle safety, school bus safety, bicycle safety, pedestrian safety and air bag safety. Of all available items, 29 percent are available in Spanish.

In FFY15, the IPRC filled 560 orders and distributed 350,950 pieces of material. Of these, 25 percent were driver education-related, 26 percent were DWI-related and 49 percent were related to child safety seats, seatbelts, bicycles, pedestrians and motorcycle topics. Twenty-eight percent of materials distributed were in Spanish.

In addition, IPRC distributed 28,035 pieces of material through two mass mailings. These mailings were sent to ENDWI, BKLUP, CDWI and LDWI program coordinators, substance abuse prevention programs, DWI and driver education instructors, child safety seat distribution coordinators, pediatricians and other community providers. The Motor Vehicle Division maintains display racks in each of its 33 State MVD offices. Over 2,100 brochures and other materials were provided to MVD offices during FFY15.

Safer maintains a website where the public can access ENDWI and BKLUP summary reports, program descriptions, maps, contact information, the New Mexico Law Enforcement Training Program courses, training schedule and training registration portal, FAQs, the IPRC materials order form and an interactive calendar of scheduled activities and events (<http://www.safernm.org>). In FFY15, the Safer website received 45,270 visits, an increase of 38 percent from the previous year.

Safer also maintains a social media presence through Facebook and Twitter pages located at www.facebook.com/saferNM and www.twitter.com/SAFERNM.

Information regarding child passenger safety activities, DWI campaigns and current events are posted on the pages. Demographic analysis indicates the viewers are predominantly females, aged 25-34.

Traffic Safety Resource Prosecutor

DE-2015-DE-03-00 (15-DE-02-P03)

This project provided funds for a full-time traffic safety resource prosecutor (TSRP) and a full-time administrative position to provide training, education and technical support to traffic crimes prosecutors and law enforcement agencies throughout the State. The positions are housed under the New Mexico Attorney General's office, and both positions were filled and active as of August 31, 2015.

In September 2015, the new TSRP attended the 24/7 Sobriety Program Summit in Big Sky, Montana. Under the 24/7 Program model, repeat offenders are required to maintain sobriety as a condition of

remaining in the community and avoiding incarceration. The TSRP also attended a two-day ARIDE class.

Out-of-State Travel

DE-2015-DE-04-00 (15-DE-02-P04)

This project provided funds for TSD and other NMDOT employees to attend out-of-state training, meetings or conferences. In FFY15, NMDOT/TSD employees attended a number of trainings or conferences including the Lifesavers National Conference on Highway Safety Priorities in Chicago, Illinois, the GHSA Annual Conference in Nashville, Tennessee, Highway Safety Program Management Course in Phoenix, Arizona and NHTSA Region 6 meetings and workshops in Ft. Worth, Texas.

NCSAs Media Training

DE-2015-DE-05-00 (15-DE-02-P05)

This project funded a contract with the New Mexico Broadcasters Association (NMBA) to provide media training to law enforcement, community coordinators and local government officials involved with traffic safety. The NMBA works with many agencies within State government and the Governor’s Office to help disseminate public safety and other messages to the public. The NMBA provides media workshops to public information officers to better enable them to deliver traffic safety messages. The workshops include role-playing and media panels to teach more professional interaction with the media. Both Federal and State funds were used for this project.

In FFY15, the NMBA provided five regular 2-day training and one 1-day advanced training courses for participants from 26 agencies throughout New Mexico. The training curriculum was updated in 2015 and accreditation documents were filed for all law enforcement attending the classes.

The NMBA also reviewed and updated the Community Media Guide in FFY15 and printed bound copies to assist police and safety organizations in their media outreach and coordination efforts.

Representatives from television print and radio media firms, along with communications specialists from State and local agencies, facilitated the media panels. Attendees included representatives from the following agencies:

<i>Quay County SO</i>	<i>Cuba PD</i>	<i>Las Cruces PD</i>
<i>Rio Rancho PD</i>	<i>Bernalillo County SO</i>	<i>Portales PD</i>
<i>Luna County SO</i>	<i>Corrales PD</i>	<i>Hobbs PD</i>
<i>Santa Fe PD</i>	<i>Bernalillo County Metro Court</i>	<i>Lovington PD</i>
<i>Santa Fe County SO</i>	<i>Office of State Auditor</i>	<i>Farmington PD</i>
<i>City of Las Vegas</i>	<i>San Juan County SO</i>	<i>Eunice PD</i>
<i>Rio Arriba County SO</i>	<i>NM Oil Conservation Division</i>	<i>Mora County SO</i>
<i>Milan PD</i>	<i>Estancia PD</i>	<i>University of NM</i>
<i>Los Lunas PD</i>	<i>Las Cruces PD</i>	<i>NMDOT</i>

State Funded Driver Education and Safety Projects and 2015 Accomplishments

State Mandated Programs

The University of New Mexico Division of Continuing Education - Traffic Safety Center (TSC) provides training services for the NMDOT/TSD including training of novice driver education instructors, training of novice and experienced DWI schools instructors and a course of basic training in the classroom.

During FFY15, the TSC provided an updated training calendar to all driver education and driver safety instructors and DWI School facilitators announcing the dates of upcoming classes and registration information. The calendar is emailed out periodically throughout the year with updates, as necessary.

The Annual Traffic Safety Training Recertification Conference was held in June 2015 at the Continuing Education Conference facility. There were 97 instructors in attendance along with TSD staff members.

TSC staff conducted monitoring visits to ensure compliance with New Mexico Administrative Code (NMAC) Regulations. A total of 68 driver education schools, 63 driver education instructors, 14 driver safety schools, five driver safety instructors, 70 ignition interlock service centers and 52 ignition interlock installers were evaluated in FFY15. In conjunction with TSD, TSC staff also conducted 71 investigations.

TSC legal staff provided legal consultation on program concerns, ongoing rule revision and litigation, as needed.

Novice Driver Education Courses

New Mexico statute requires that persons under the age of 18, applying for their first New Mexico driver's license, must successfully complete a driver education course that includes a DWI prevention and education program approved by the TSD, or offered by a public school. Driver schools and public schools providing such education must be licensed by the TSD. These courses build a solid foundation for developing safe driving skills, attitudes and behaviors.

In FFY15, two Driver Education New Instructor Training classes were conducted with 40 attendees. A Teaching Techniques class was conducted for 18 students. Original or renewal licenses were reviewed and evaluated for 95 Driver Education schools and 154 instructors. Individuals attending Driver Education schools totaled 6,276.

A total of 843 requests were made for a correspondence driver education course. This correspondence course is offered to students where training is not available through a local public school or through a for-profit program or if the student is home-schooled.

Driver Improvement Schools

The TSD is responsible for certifying and approving Driver Improvement/ Defensive Driving Schools. The curriculum is geared toward changing behaviors among problem drivers.

In FFY15, original or renewal licenses were reviewed and evaluated for 24 schools and 47 instructors. Individuals attending Driver Improvement/ Defensive Driving schools totaled 4,709.

DWI Schools

By statute, first time convicted DWI offenders must attend a TSD-approved DWI school. The goal of the school is to lay the foundation for positive changes in each person's drinking and driving behavior.

In FFY15, two DWI Schools New Facilitator Training classes were conducted with 37 attendees. Two DWI Schools Advanced Facilitator Skills Training classes were conducted with 30 attendees. Original or renewal licenses were reviewed and evaluated for 24 DWI schools and 44 facilitators. Individuals attending DWI schools totaled 2,155.

DWI Awareness Classes

The TSD is responsible for assuring that adult learning techniques are incorporated into a curriculum designed to raise awareness about the dangers of drinking and driving. All first-time licensees in New Mexico between the ages of 18 and 24 are required to take a DWI awareness class.

In FFY15, 13,584 individuals registered for the DWI Awareness classes and 8,169 completed the classes.

Traffic Safety Research and Materials

This project provides for the preparation, printing and distribution of traffic safety materials used for public information and education or promotion of NMDOT/TSD program activities.

The University of New Mexico Continuing Education maintains the Transportation Safety Center (TSC) website: <http://transportation.unm.edu/>. The website has information on driver education schools, DWI schools, driving safety schools, graduated licensing, DWI penalties, underage drinking resources and ignition interlock. The website is updated regularly with current information including legislative summaries, approved video lists and relevant links.

The following Driver Education and Safety projects were listed in the 2015 HSP, but the projects were not implemented and no NHTSA funds were expended in FFY15:

DE-2015-DE-06-00 TS Awareness Survey

DE-2015-DE-07-00 Driver Manual and Driver Test Improvement Project

Planning and Administration

Planning and Administration Overview

The NMDOT/TSD's Planning and Administration Program includes financial management, planning, coordination and communication among staff and partners crucial to successful development and implementation of New Mexico's Highway Safety Plan.

2015 HSP Planning and Administration Process Measures

- 1) Develop and submit the NMDOT/TSD Highway Safety Plan, the NMDOT/TSD Annual Report and all grant applications in a timely manner, per their submittal dates.**
- 2) Ensure that reimbursement claims to grantees and contractors are paid within 30 days of an approved and accepted invoice for payment for actual costs that have been incurred in accordance with the approved project budget.**
- 3) Submit a draw-down through the NHTSA grants tracking system by the 30th of each month.**

FFY15 Outcomes: Process Measures Achieved

In FFY15, all three of the Planning and Administration process targets were achieved.

NHTSA Funded P & A Projects and 2015 Accomplishments

Financial Systems Management

PA-2015-PA-01-00 (15-PA-02-P01)

This project provided funds for two FTE financial specialists and a business operations specialist to assist with TSD's project agreements and contracts, and to assist with conducting an annual financial training for contractors. Included are all functions related to managing NHTSA funding utilizing the Grants Tracking System (GTS).

HSP, Grant and Technical Writing Services

PA-2015-PA-02-00 (15-PA-02-P02)

This project funded a contract to develop and prepare New Mexico's Highway Safety Plan, Federal grant applications and the Annual Report, and provide technical writing assistance, as necessary. Both Federal and State funds were used for this project.

E-Grants – Phase One

PA-2015-PA-03-00 (15-PA-02-P03)

PA-2015-PA-05-00 (15-PA-02-P05)

PA-2015-PA-06-00 (15-PA-02-P06)

This project provided funding for a contractor to develop and implement Phase One of an electronic grant management system for tracking and managing TSD programs. Expenditures include enterprise software licensing fee, planning, installation, configuration, product documentation, product training, professional services and annual support for the system. Both Federal and State funds were expended for this project.

The project is currently in the build/testing phase and is estimated to be implemented in early 2016. Law enforcement agencies will be able to utilize the e-grants system for their funding applications and operational plans. Project activity and reimbursement claim features are expected to be in place in FFY17.



OFFICE OF SAFETY PROGRAMS
TRAFFIC SAFETY DIVISION
1120 Cerrillos Road SANTA FE, NM 87504 1 800 541 7952
http://dot.state.nm.us/en/Traffic_Safety.html

TSD Staff Information

TSD DIRECTOR
Vacant Position

IMPAIRED DRIVING
Kimberly Wildharber, Staff Manager
kimberly.wildharber@state.nm.us
505 490 1121

Program Manager - District 1
Vacant Position

Program Manager - District 2
Rey Martinez
rey.martinez@state.nm.us
505 231-6784

Underage Drinking Prevention Coordinator
Vacant Position

OCCUPANT PROTECTION PROGRAM
David Lapington, Staff Manager
david.lapington@state.nm.us
505 231 0893

Program Manager – District 3
Vacant Position

Program Manager - Districts 4&6
Motorcycle Safety Projects
Judith Duran
judith.duran@state.nm.us
505 827 0486 or 505 795 2017

Program Manager – District 5
Jeffrey Culin
jeffrey.culin@state.nm.us
505 670 7604

PUBLIC EDUCATION
Franklin Garcia, Staff Manager
franklin.garcia@state.nm.us
505 827 3200 or 505 490 0890

Jolyn Sanchez, Program Manager
jolyn.sanchez@state.nm.us
505 827 1687 or 505 795 2407

Cora Herrera, Business Operations Specialist
cora.herrera@state.nm.us
505 827 0456 or 505 490 1183

Juliet Armijo, Program Manager
NMBA and Drivers Ed Projects
juliet.armijo@state.nm.us
505 470 8358

Paula Gonzales, Business Operations Specialist
paula.gonzales@state.nm.us
505 827 5177

Jonathan Fernandez
Pedestrian and DWI Schools Projects
jonathanm.fernandez@state.nm.us
505 827 5562 or 505 469 2736

TRAFFIC RECORDS PROGRAM
Santiago 'Jimmy' Montoya, Staff Manager
santiago.montoya@state.nm.us
505 827 5552 or 505 660 0511

Sophia Roybal-Cruz, Crash Section Mgr.
sophia.roybal-cruz@state.nm.us
505 827 5257 or 505 629 7637

Andrea Naranjo, Crash Records Analyst
andrea.naranjo@state.nm.us
505 827 5292

Roberta Griego, FARS Analyst
roberta.griego@state.nm.us
505 827 5584

Michelle Wheeler, Crash Records Analyst
michelle.wheeler@state.nm.us
505 827 0486

Dave Martinez, TraCS Project Manager
dave.martinez@state.nm.us
505 629 3499

Anthony Apodaca, Project Manager
anthony.apodaca@state.nm.us
505 490 1146

Kariann Blea, Project Manager
kariann.blea1@state.nm.us
505 660 1906

Sharon Brooks, Support Staff
sharonk.brooks@state.nm.us
505 629 7184

PROGRAM ADMINISTRATION
Dorothy Shepherd, Staff Manager
dorothy.shepherd@state.nm.us
505-228-5350

Cindy Abeyta, Quality Assurance
cindy.abeyta@state.nm.us
505 827 0490 or 505 490 2637

Carmelita Chavez, Finance
carmelita.chavez@state.nm.us
505 827 5225

Clarice Marien, Administrative Support
claricel.marien@state.nm.us
505 827 2498

Venus Howley, Finance
venus.howley@state.nm.us
505 469 6744

2015 NHTSA Grant Funds Summary

Program Area	Project	Description	Obligated	Expended	Unexpended	Last Voucher Posted
NHTSA 402						
Planning and Administration						
	PA-2015-PA-01-00	Financial Systems Management	\$128,657.95	\$128,657.95	\$.00	Nov-24-2015
	PA-2015-PA-02-00	HSP, Grant and Technical Writing	\$75,758.76	\$75,758.76	\$.00	Nov-24-2015
	PA-2015-PA-03-00	E-Grants - Phase One	\$3,545.18	\$3,545.18	\$.00	Nov-24-2015
	PA-2015-PA-04-00	Repayment of Section 410 Program	\$.00	\$.00	\$.00	Jan-06-2015
	PA-2015-PA-05-00	E-Grants Software- Phase 1	\$76,430.99	\$76,430.99	\$.00	Nov-24-2015
	PA-2015-PA-06-00	DOIT E-Grants Cloud Hosting	\$719.21	\$719.21	\$.00	Nov-24-2015
	Planning and Administration Total		\$285,112.09	\$285,112.09	\$.00	Nov-24-2015
Alcohol						
	AL-2015-AL-01-06	Bayard PD-ENDWI	\$7,228.80	\$7,228.80	\$.00	Dec-18-2015
	AL-2015-AL-01-07	Belen PD-ENDWI	\$8,503.00	\$8,503.00	\$.00	Nov-24-2015
	AL-2015-AL-01-09	Bernalillo PD-ENDWI	\$8,750.00	\$8,435.00	\$315.00	Dec-18-2015
	AL-2015-AL-01-18	Chavez CO SO-ENDWI	\$4,639.77	\$4,639.77	\$.00	Dec-18-2015
	AL-2015-AL-01-19	Cibola County SO-ENDWI	\$2,600.00	\$2,600.00	\$.00	Oct-29-2015
	AL-2015-AL-01-20	Cimarron PD-ENDWI	\$261.37	\$261.37	\$.00	Oct-29-2015
	AL-2015-AL-01-21	Clayton PD-ENDWI	\$3,976.00	\$3,696.00	\$280.00	Dec-18-2015
	AL-2015-AL-01-30	Deming PD-ENDWI	\$307.60	\$307.60	\$.00	Aug-28-2015
	AL-2015-AL-01-38	Grant County SO-ENDWI	\$18,640.19	\$18,640.19	\$.00	Dec-18-2015
	AL-2015-AL-01-40	Guadalupe PD-ENDWI	\$1,909.04	\$1,670.76	\$238.28	Dec-18-2015
	AL-2015-AL-01-43	Village of Hatch	\$3,773.00	\$3,773.00	\$.00	Dec-18-2015
	AL-2015-AL-01-46	Hurley PD-ENDWI	\$2,364.00	\$2,328.60	\$35.40	Dec-18-2015
	AL-2015-AL-01-47	Pueblo of Isleta-ENDWI	\$7,141.09	\$7,141.09	\$.00	Nov-24-2015
	AL-2015-AL-01-50	Las Vegas PD-ENDWI	\$8,418.72	\$7,402.40	\$1,016.32	Dec-18-2015
	AL-2015-AL-01-54	Lordsburg PD-ENDWI	\$6,811.72	\$6,811.72	\$.00	Dec-18-2015
	AL-2015-AL-01-57	Los Lunas PD-ENDWI	\$5,640.00	\$5,610.00	\$30.00	Nov-24-2015
	AL-2015-AL-01-60	Luna County SO-ENDWI	\$5,721.76	\$5,720.44	\$1.32	Dec-18-2015
	AL-2015-AL-01-67	Moriarty PD-ENDWI	\$4,989.00	\$4,988.80	\$.20	Nov-24-2015
	AL-2015-AL-01-78	RATON PD- ENDWI	\$5,842.50	\$5,540.38	\$302.12	Dec-18-2015
	AL-2015-AL-01-79	Red River Marshall Office-ENDW	\$15,656.83	\$15,656.83	\$.00	Nov-24-2015
	AL-2015-AL-01-85	Ruidoso Downs PD-ENDWI	\$597.80	\$597.80	\$.00	Sep-30-2015
	AL-2015-AL-01-89	Santa Clara PD- ENDWI	\$2,138.09	\$2,138.09	\$.00	Oct-29-2015
	AL-2015-AL-01-92	Santa Rosa PD-ENDWI	\$312.00	\$312.00	\$.00	Aug-28-2015
	AL-2015-AL-01-94	Silver City PD-ENDWI	\$8,431.51	\$8,373.90	\$57.61	Dec-18-2015
	AL-2015-AL-01-96	Socorro PD-ENDWI	\$6,250.33	\$6,250.33	\$.00	Dec-18-2015
	AL-2015-AL-01-99	Taos PD	\$1,174.44	\$1,174.44	\$.00	Dec-18-2015

AL-2015-AL-01-ES	Estancia PD-ENDWI	\$2,885.24	\$1,645.44	\$1,239.80	Dec-18-2015
AL-2015-AL-01-EW	Edgewood PD-ENDWI	\$3,096.12	\$2,816.32	\$279.80	Nov-24-2015
AL-2015-AL-01-HP	Hope PD (AC 123)	\$510.96	\$510.96	\$0.00	Nov-24-2015
AL-2015-AL-01-JP	Jemez Pueblo PD- ENDWI	\$924.84	\$924.84	\$0.00	Dec-18-2015
AL-2015-AL-01-SA	Santa Ana Pueblo PD (AC 141)	\$1,153.95	\$1,153.95	\$0.00	Nov-24-2015
AL-2015-AL-01-SC	Santa Clara Pueblo PD (AC 142)	\$1,656.00	\$1,656.00	\$0.00	Nov-24-2015
AL-2015-AL-01-SJ	Santa Juan Pueblo PD-Ohkay	\$419.92	\$419.92	\$0.00	Nov-24-2015
AL-2015-AL-01-SP	Sandia Pueblo PD-ENDWI	\$5,635.56	\$5,635.56	\$0.00	Nov-24-2015
AL-2015-AL-01-TC	T or C PD-ENDWI	\$3,664.71	\$3,246.65	\$418.06	Nov-24-2015
AL-2015-AL-01-TR	Torrance County SO-ENDWI	\$2,437.76	\$2,437.76	\$0.00	Aug-28-2015
AL-2015-AL-01-TS	Taos County SO-ENDWI	\$8,368.02	\$6,816.38	\$1,551.64	Dec-18-2015
AL-2015-AL-01-TX	Texico PD (AC 102)	\$1,652.64	\$1,652.64	\$0.00	Dec-18-2015
AL-2015-AL-01-ZP	Zuni Pueblo PD-ENDWI	\$2,397.60	\$2,397.60	\$0.00	Dec-18-2015
AL-2015-AL-02-00	DWI Task Force McKinley County	\$107,868.46	\$107,868.46	\$0.00	Dec-18-2015
	Alcohol Total	\$284,750.34	\$278,984.79	\$5,765.55	Dec-18-2015
Occupant Protection					
OP-2015-OP-00-00	Occupant Protection Efforts	\$0.00	\$0.00	\$0.00	
OP-2015-OP-03-00	Traffic Safety Information Cle	\$146,113.40	\$146,113.40	\$0.00	Dec-18-2015
OP-2015-OP-04-00	Occupant Protection Program Mgt	\$127,327.53	\$127,327.53	\$0.00	Dec-18-2015
	Occupant Protection Total	\$273,440.93	\$273,440.93	\$0.00	Dec-18-2015
Pedestrian/Bicycle Safety					
PS-2015-PS-01-00	Pedestrian & Bicyclist Safety	\$78,216.10	\$78,216.10	\$0.00	Dec-18-2015
	Pedestrian/Bicycle Safety Total	\$78,216.10	\$78,216.10	\$0.00	Dec-18-2015
Police Traffic Services					
PT-2015-PT-01-00	General Law Enforcement Training	\$90,148.00	\$90,000.00	\$148.00	Dec-18-2015
PT-2015-PT-02-00	Traffic Safety Law Enforcement	\$259,700.92	\$259,700.92	\$0.00	Dec-18-2015
PT-2015-PT-03-00	PTS Program Management - FTE's	\$133,564.24	\$133,564.24	\$0.00	Dec-18-2015
PT-2015-PT-04-00	100 Days and Nights of Summer	\$0.00	\$0.00	\$0.00	
PT-2015-PT-04-01	Alamogordo DPS-100DAYS	\$5,982.00	\$2,988.44	\$2,993.56	Dec-18-2015
PT-2015-PT-04-02	Albuquerque PD-100 DAYS	\$51,818.96	\$51,818.96	\$0.00	Dec-18-2015
PT-2015-PT-04-04	Artesia PD-100DAYS	\$3,966.00	\$3,251.56	\$714.44	Dec-18-2015
PT-2015-PT-04-05	Aztec PD	\$2,411.70	\$2,411.70	\$0.00	Nov-24-2015
PT-2015-PT-04-06	Bayard PD-100 DAYS	\$1,976.00	\$1,899.61	\$76.39	Dec-18-2015
PT-2015-PT-04-07	Belen PD-100DAYS	\$4,060.00	\$882.66	\$3,177.34	Sep-30-2015
PT-2015-PT-04-08	Bernalillo County SO	\$23,796.00	\$23,796.00	\$0.00	Nov-24-2015
PT-2015-PT-04-09	Bernalillo PD-100DAYS	\$5,250.00	\$5,250.00	\$0.00	Dec-18-2015
PT-2015-PT-04-11	Bosque Farms PD-100DAYS	\$951.46	\$951.46	\$0.00	Nov-24-2015
PT-2015-PT-04-13	Carlsbad PD-100DAYS	\$6,906.00	\$6,755.97	\$150.03	Dec-18-2015
PT-2015-PT-04-21	Clayton PD-100 DAYS	\$1,812.00	\$1,636.50	\$175.50	Dec-18-2015
PT-2015-PT-04-23	Clovis PD-100DAYS	\$5,937.57	\$5,231.69	\$705.88	Dec-18-2015

PT-2015-PT-04-27	Cuba PD-100 DAYS	\$606.00	\$606.00	\$0.00	Oct-29-2015
PT-2015-PT-04-29	De Baca County SO-100Days	\$1,587.00	\$1,587.00	\$0.00	Dec-18-2015
PT-2015-PT-04-31	Dona Ana County SO	\$39,919.33	\$39,919.33	\$0.00	Dec-18-2015
PT-2015-PT-04-32	Eddy County SO-100 DAYS	\$8,796.35	\$8,796.35	\$0.00	Dec-18-2015
PT-2015-PT-04-35	Farmington PD-100DAYS	\$16,200.00	\$16,200.00	\$0.00	Dec-18-2015
PT-2015-PT-04-37	Gallup PD-100 DAYS	\$8,908.00	\$8,902.71	\$5.29	Dec-18-2015
PT-2015-PT-04-38	Grant County SO-100DAYS	\$3,990.00	\$3,402.98	\$587.02	Dec-18-2015
PT-2015-PT-04-39	Grants PD-100 DAYS	\$2,190.00	\$1,605.54	\$584.46	Dec-18-2015
PT-2015-PT-04-44	Hidalgo County SO-100 DAYS	\$9,937.00	\$9,273.16	\$663.84	Dec-18-2015
PT-2015-PT-04-45	Hobbs PD-100Days	\$4,477.53	\$4,477.53	\$0.00	Dec-18-2015
PT-2015-PT-04-47	Pueblo of Isleta-100DAYS	\$980.00	\$958.18	\$21.82	Nov-24-2015
PT-2015-PT-04-56	Los Alamos County-100DAYS	\$7,089.00	\$7,089.00	\$0.00	Nov-24-2015
PT-2015-PT-04-66	Mora County SO-100Days	\$1,395.00	\$1,395.00	\$0.00	Dec-18-2015
PT-2015-PT-04-67	Moriarty PD-100DAYS	\$1,000.00	\$1,000.00	\$0.00	Nov-24-2015
PT-2015-PT-04-81	Rio Rancho DPS	\$27,031.78	\$27,031.78	\$0.00	Dec-18-2015
PT-2015-PT-04-82	Roosevelt County SO-100DAYS	\$6,021.00	\$5,992.92	\$28.08	Dec-18-2015
PT-2015-PT-04-84	Ruidoso PD-100 DAYS	\$2,498.00	\$1,846.80	\$651.20	Nov-24-2015
PT-2015-PT-04-86	San Juan County SO-100 DAYS	\$7,999.00	\$7,340.16	\$658.84	Dec-18-2015
PT-2015-PT-04-90	Santa Fe PD-100 DAYS	\$10,395.00	\$10,395.00	\$0.00	Nov-24-2015
PT-2015-PT-04-94	Silver City PD-100DAYS	\$3,508.00	\$3,508.00	\$0.00	Dec-18-2015
PT-2015-PT-04-96	Socorro PD-100DAYS	\$5,000.00	\$4,944.22	\$55.78	Dec-18-2015
PT-2015-PT-04-98	Sunland Park PD-100 DAYS	\$2,988.00	\$2,981.42	\$6.58	Dec-18-2015
PT-2015-PT-04-ES	Estancia PD (AC 113)-100DAYS	\$1,003.00	\$719.88	\$283.12	Dec-18-2015
PT-2015-PT-04-EW	Edgewood PD-100 DAYS	\$2,958.00	\$2,257.54	\$700.46	Nov-24-2015
PT-2015-PT-04-SC	Santa Clara PD-100 DAYS	\$900.00	\$690.00	\$210.00	Oct-29-2015
PT-2015-PT-04-SP	Sandia Pueblo PD (AC 116)	\$1,610.96	\$1,610.96	\$0.00	Nov-24-2015
PT-2015-PT-04-TC	T or C PD (AC 104)	\$1,070.68	\$1,070.68	\$0.00	Dec-18-2015
PT-2015-PT-04-TR	Torrance County SO (AC 103)	\$963.45	\$963.45	\$0.00	Dec-18-2015
PT-2015-PT-04-TS	Taos County SO-100 DAYS	\$4,021.00	\$3,374.28	\$646.72	Dec-18-2015
PT-2015-PT-04-VL	Valencia County SO (AC 109)-10	\$4,470.00	\$4,470.00	\$0.00	Nov-24-2015
Police Traffic Services Total		\$787,793.93	\$774,549.58	\$13,244.35	Dec-18-2015
Driver Education					
DE-2015-DE-01-00	Partner Information and Training	\$14,500.00	\$12,493.33	\$2,006.67	May-27-2015
DE-2015-DE-02-00	TS Information Clearinghouse	\$180,000.00	\$177,023.97	\$2,976.03	Dec-18-2015
DE-2015-DE-03-00	TS Resource Prosecutor Out-of-State Travel - TSD	\$21,036.91	\$4,020.56	\$17,016.35	Nov-24-2015
DE-2015-DE-04-00	Employees	\$35,000.00	\$30,997.70	\$4,002.30	Nov-24-2015
DE-2015-DE-05-00	NCSA's - Media Training	\$185,000.00	\$177,375.22	\$7,624.78	Oct-29-2015
DE-2015-DE-06-00	Traffic Safety Awareness Survey	\$0.00	\$0.00	\$0.00	
DE-2015-DE-07-00	Driver Manual and Driver Test	\$0.00	\$0.00	\$0.00	
Driver Education Total		\$435,536.91	\$401,910.78	\$33,626.13	Dec-18-2015

Paid Advertising						
PM-2015-PM-01-00	RK Venture	\$87,555.97	\$87,555.97	\$.00	Dec-18-2015	
PM-2015-PM-02-00	Marketing Solutions LLC	\$143,348.23	\$143,348.23	\$.00	Dec-18-2015	
Paid Advertising Total		\$230,904.20	\$230,904.20	\$.00	Dec-18-2015	
Distracted Driving						
DD-2015-DD-01-01	Alamogordo PD- Distracted Driving	\$1,994.00	\$115.11	\$1,878.89	Jul-29-2015	
DD-2015-DD-01-02	Albuquerque PD- Distracted Driving	\$7,143.75	\$7,143.75	\$.00	Nov-24-2015	
DD-2015-DD-01-05	Aztec PD- Distracted Driving	\$1,984.00	\$1,951.94	\$32.06	Nov-24-2015	
DD-2015-DD-01-08	Bernalillo CO SO- Distracted Driving	\$19,999.00	\$19,999.00	\$.00	Nov-24-2015	
DD-2015-DD-01-10	Bloomfield PD- Distracted Driving	\$3,019.00	\$3,019.00	\$.00	Nov-24-2015	
DD-2015-DD-01-13	Carlsbad PD- Distracted Driving	\$.00	\$.00	\$.00		
DD-2015-DD-01-23	Clovis PD- Distracted Driving	\$2,500.00	\$1,494.53	\$1,005.47	Dec-18-2015	
DD-2015-DD-01-31	Dona Ana Co SD- Distracted Driving	\$9,975.00	\$9,824.73	\$150.27	Aug-28-2015	
DD-2015-DD-01-35	Farmington PD-Distracted Driving	\$10,000.00	\$10,000.00	\$.00	Aug-28-2015	
DD-2015-DD-01-37	Gallup PD- Distracted Driving	\$4,998.00	\$4,953.42	\$44.58	Dec-18-2015	
DD-2015-DD-01-45	Hobbs PD- Distracted Driving	\$9,975.00	\$9,575.97	\$399.03	Dec-18-2015	
DD-2015-DD-01-49	Las Cruces PD- Distracted Driving	\$9,981.00	\$9,981.00	\$.00	Dec-18-2015	
DD-2015-DD-01-50	Las Vegas PD- Distracted Driving	\$4,967.00	\$4,967.00	\$.00	Dec-18-2015	
DD-2015-DD-01-57	Los Lunas PD- Distracted Driving	\$720.00	\$720.00	\$.00	Jul-29-2015	
DD-2015-DD-01-71	NMSP- Distracted Driving	\$20,020.00	\$18,527.15	\$1,492.85	Dec-18-2015	
DD-2015-DD-01-81	Rio Rancho DPS- Distracted Driving	\$25,000.00	\$24,686.57	\$313.43	Dec-18-2015	
DD-2015-DD-01-86	San Juan Co SO- Distracted Driving	\$9,999.00	\$5,249.50	\$4,749.50	Dec-18-2015	
DD-2015-DD-01-88	Sandoval CO SO- Distracted Driving	\$1,015.00	\$1,011.92	\$3.08	Aug-28-2015	
DD-2015-DD-01-90	Santa Fe PD- Distracted Driving	\$9,990.00	\$9,990.00	\$.00	Nov-24-2015	
DD-2015-DD-01-91	Santa Fe CO SO- Distracted Driving	\$4,119.20	\$4,119.20	\$.00	Sep-30-2015	
DD-2015-DD-01-94	Silver City PD- Distracted Driving	\$3,993.00	\$3,955.16	\$37.84	Dec-18-2015	
Distracted Driving Total		\$161,391.95	\$151,284.95	\$10,107.00	Dec-18-2015	
NHTSA 402Total		\$2,537,146.45	\$2,474,403.42	\$62,743.03	Dec-18-2015	
2010 Motorcycle Safety						
K6-2015-MC-02-00	Motorcycle Safety Equipment	\$88,319.53	\$88,319.53	\$.00	Nov-24-2015	
2010 Motorcycle Safety Incentive Total		\$88,319.53	\$88,319.53	\$.00	Nov-24-2015	
2010 Motorcycle Safety Total		\$88,319.53	\$88,319.53	\$.00	Nov-24-2015	
164 Transfer Funds						
164PA-2015-AL-18-00	E grant software Phase 1	\$290,000.00	\$187,729.01	\$102,270.99	Nov-24-2015	
164PA-2015-PA-15-00	E-Grants - Phase One	\$30,282.50	\$9,346.45	\$20,936.05	Nov-24-2015	
164PA-2015-PA-19-00	DOIT E-Grants	\$3,312.00	\$1,896.13	\$1,415.87	Nov-24-2015	
164 Planning and Administration Total		\$323,594.50	\$198,971.59	\$124,622.91	Nov-24-2015	

164 Alcohol

164AL-2015-AL-00-00	Alcohol prevention Efforts	\$2,710,685.95	\$.00	\$2,710,685.95	
164AL-2015-AL-01-00	Operation DWI	\$2,017,712.00	\$.00	\$2,017,712.00	
164AL-2015-AL-01-01	Alamogordo DPS-ENDWI	\$27,238.00	\$10,364.27	\$16,873.73	Dec-18-2015
164AL-2015-AL-01-02	Albuquerque PD-ENDWI	\$445,850.00	\$403,172.76	\$42,677.24	Dec-18-2015
164AL-2015-AL-01-04	Artesia PD-ENDWI	\$9,044.00	\$6,317.44	\$2,726.56	Nov-24-2015
164AL-2015-AL-01-05	Aztec PD-ENDWI	\$6,585.00	\$4,346.65	\$2,238.35	Nov-24-2015
164AL-2015-AL-01-06	Bayard PD-ENDWI	\$12,064.00	\$4,639.24	\$7,424.76	Jul-29-2015
164AL-2015-AL-01-07	Belen PD-ENDWI	\$10,920.00	\$3,756.36	\$7,163.64	Jul-29-2015
164AL-2015-AL-01-08	Bernalillo County SO-ENDWI	\$142,372.00	\$138,737.86	\$3,634.14	Oct-29-2015
164AL-2015-AL-01-09	Bernalillo PD-ENDWI	\$15,365.00	\$6,615.00	\$8,750.00	Jul-29-2015
164AL-2015-AL-01-10	Bloomfield PD-ENDWI	\$28,623.00	\$28,623.00	\$.00	Nov-24-2015
164AL-2015-AL-01-11	Bosque Farms PD-ENDWI	\$24,248.00	\$14,914.64	\$9,333.36	Nov-24-2015
164AL-2015-AL-01-12	Capitan PD-ENDWI	\$4,221.00	\$4,221.00	\$.00	Jun-29-2015
164AL-2015-AL-01-13	Carlsbad PD-ENDWI	\$17,734.00	\$13,160.07	\$4,573.93	Dec-18-2015
164AL-2015-AL-01-14	Carrizozo PD-ENDWI	\$9,120.00	\$8,976.00	\$144.00	Dec-18-2015
164AL-2015-AL-01-18	Chaves CO-ENDWI	\$12,416.00	\$7,046.46	\$5,369.54	Jul-29-2015
164AL-2015-AL-01-19	Cibola County SO-ENDWI	\$2,600.00	\$.00	\$2,600.00	
164AL-2015-AL-01-20	Cimarron PD-ENDWI	\$1,728.00	\$204.00	\$1,524.00	Apr-30-2015
164AL-2015-AL-01-21	Clayton PD-ENDWI	\$5,710.00	\$1,734.00	\$3,976.00	Apr-30-2015
164AL-2015-AL-01-22	Cloudcroft PD-ENDWI	\$1,865.00	\$.00	\$1,865.00	
164AL-2015-AL-01-23	Clovis PD-ENDWI	\$43,380.00	\$30,698.69	\$12,681.31	Dec-18-2015
164AL-2015-AL-01-24	Colfax County SO-ENDWI	\$3,717.00	\$.00	\$3,717.00	
164AL-2015-AL-01-26	Corrales PD-ENDWI	\$6,240.00	\$.00	\$6,240.00	
164AL-2015-AL-01-27	Cuba PD-ENDWI	\$4,264.00	\$3,592.80	\$671.20	Dec-18-2015
164AL-2015-AL-01-29	De Baca County SO-ENDWI	\$2,138.40	\$2,138.40	\$.00	Dec-18-2015
164AL-2015-AL-01-30	Deming PD-ENDWI	\$5,114.00	\$4,784.74	\$329.26	Dec-18-2015
164AL-2015-AL-01-31	Dona Ana County CO -ENDWI	\$30,950.00	\$30,837.41	\$112.59	Dec-18-2015
164AL-2015-AL-01-32	Eddy County SO-ENDWI	\$75,363.00	\$47,360.63	\$28,002.37	Dec-18-2015
164AL-2015-AL-01-35	Farmington PD-ENDWI	\$65,600.00	\$65,600.00	\$.00	Dec-18-2015
164AL-2015-AL-01-37	Gallup PD-ENDWI	\$38,318.00	\$38,231.15	\$86.85	Dec-18-2015
164AL-2015-AL-01-38	Grant County SO-ENDWI	\$25,050.00	\$3,815.16	\$21,234.84	Jul-29-2015
164AL-2015-AL-01-39	Grants PD-ENDWI	\$10,320.00	\$9,981.24	\$338.76	Dec-18-2015
164AL-2015-AL-01-40	Guadalupe County SO-ENDWI	\$3,182.00	\$1,272.96	\$1,909.04	Apr-30-2015
164AL-2015-AL-01-43	Hatch PD-ENDWI	\$6,401.00	\$2,600.88	\$3,800.12	Dec-18-2015
164AL-2015-AL-01-44	Hidalgo County SO-ENDWI	\$10,716.00	\$.00	\$10,716.00	
164AL-2015-AL-01-45	Hobbs PD-ENDWI	\$19,275.00	\$19,275.00	\$.00	Dec-18-2015
164AL-2015-AL-01-46	Hurley PD-ENDWI	\$6,300.00	\$3,935.04	\$2,364.96	Jul-29-2015
164AL-2015-AL-01-47	Isleta Pueblo PD-ENDWI	\$16,800.00	\$2,169.18	\$14,630.82	Jun-29-2015

164AL-2015-AL-01-49	Las Cruces PD-ENDWI	\$98,835.00	\$98,835.00	\$0.00	Dec-18-2015
164AL-2015-AL-01-50	Las Vegas PD-ENDWI	\$35,344.00	\$27,908.71	\$7,435.29	Dec-18-2015
164AL-2015-AL-01-51	Lea County SO-ENDWI	\$19,900.00	\$19,900.00	\$0.00	Dec-18-2015
164AL-2015-AL-01-52	Lincoln County SO-ENDWI	\$10,056.00	\$6,101.36	\$3,954.64	Dec-18-2015
164AL-2015-AL-01-54	Lordsburg PD-ENDWI	\$9,875.00	\$3,048.00	\$6,827.00	Jul-29-2015
164AL-2015-AL-01-57	Los Lunas PD-ENDWI	\$23,700.00	\$17,580.00	\$6,120.00	Jul-29-2015
164AL-2015-AL-01-58	Loving PD-ENDWI	\$4,560.00	\$4,397.75	\$162.25	Dec-18-2015
164AL-2015-AL-01-59	Lovington PD-ENDWI	\$9,191.00	\$9,191.00	\$0.00	Dec-18-2015
164AL-2015-AL-01-60	Luna County SO-ENDWI	\$12,160.00	\$6,438.24	\$5,721.76	Jul-29-2015
164AL-2015-AL-01-62	McKinley County SO-ENDWI	\$20,520.00	\$0.00	\$20,520.00	
164AL-2015-AL-01-67	Moriarty PD-ENDWI	\$9,000.00	\$4,011.20	\$4,988.80	Jun-29-2015
164AL-2015-AL-01-71	New Mexico State Police-ENDWI	\$680,090.00	\$171,498.93	\$508,591.07	Dec-18-2015
164AL-2015-AL-01-73	Otero County SO-ENDWI	\$9,856.00	\$9,856.00	\$0.00	Dec-18-2015
164AL-2015-AL-01-75	Portales PD-ENDWI	\$15,030.00	\$13,655.92	\$1,374.08	Dec-18-2015
164AL-2015-AL-01-78	Raton PD-ENDWI	\$11,685.00	\$5,842.50	\$5,842.50	Dec-18-2015
164AL-2015-AL-01-79	Red River Marshall Office-ENDW	\$22,756.00	\$3,494.59	\$19,261.41	Sep-30-2015
164AL-2015-AL-01-81	Rio Rancho DPS-ENDWI	\$84,200.00	\$73,400.68	\$10,799.32	Dec-18-2015
164AL-2015-AL-01-82	Roosevelt County SO-ENDWI	\$14,874.00	\$8,382.96	\$6,491.04	Dec-18-2015
164AL-2015-AL-01-84	Ruidoso PD-ENDWI	\$10,000.00	\$8,752.22	\$1,247.78	Dec-18-2015
164AL-2015-AL-01-85	Ruidoso Downs PD-ENDWI	\$4,866.00	\$3,562.96	\$1,303.04	Jul-29-2015
164AL-2015-AL-01-86	San Juan County SO-ENDWI	\$24,466.00	\$22,426.73	\$2,039.27	Dec-18-2015
164AL-2015-AL-01-87	San Miguel County SO-ENDWI	\$6,790.00	\$3,047.36	\$3,742.64	Dec-18-2015
164AL-2015-AL-01-88	Sandoval County SO-ENDWI	\$18,200.00	\$14,415.00	\$3,785.00	Dec-18-2015
164AL-2015-AL-01-89	Santa Clara Village PD-ENDWI	\$6,097.00	\$3,953.61	\$2,143.39	Jul-29-2015
164AL-2015-AL-01-90	Santa Fe PD	\$43,200.00	\$43,200.00	\$0.00	Dec-18-2015
164AL-2015-AL-01-91	Santa Fe County PD-ENDWI	\$37,120.00	\$26,678.31	\$10,441.69	Nov-24-2015
164AL-2015-AL-01-92	Santa Rosa PD-ENDWI	\$8,712.00	\$890.66	\$7,821.34	Jun-29-2015
164AL-2015-AL-01-93	Sierra County SO-ENDWI	\$4,992.00	\$0.00	\$4,992.00	
164AL-2015-AL-01-94	Silver City PD-ENDWI	\$13,891.00	\$5,459.49	\$8,431.51	Jul-29-2015
164AL-2015-AL-01-95	Socorro County SO-ENDWI	\$11,776.00	\$9,123.03	\$2,652.97	Dec-18-2015
164AL-2015-AL-01-96	Socorro PD-ENDWI	\$14,400.00	\$2,955.85	\$11,444.15	Jul-29-2015
164AL-2015-AL-01-98	Sunland Park PD-ENDWI	\$25,529.00	\$25,529.00	\$0.00	Dec-18-2015
164AL-2015-AL-01-99	Taos PD-ENDWI	\$11,557.00	\$5,057.00	\$6,500.00	Nov-24-2015
164AL-2015-AL-01-AN	Anthony PD-ENDWI	\$3,890.00	\$2,320.24	\$1,569.76	Jul-29-2015
164AL-2015-AL-01-ES	Estancia PD-ENDWI	\$3,908.00	\$925.56	\$2,982.44	Nov-24-2015
164AL-2015-AL-01-EW	Edgewood PD-ENDWI	\$5,712.00	\$2,615.88	\$3,096.12	Jul-29-2015
164AL-2015-AL-01-HP	Hope PD-ENDWI	\$6,336.00	\$4,591.16	\$1,744.84	Dec-18-2015
164AL-2015-AL-01-JP	Jemez Pueblo PD-ENDWI	\$8,704.00	\$924.84	\$7,779.16	Jul-29-2015
164AL-2015-AL-01-SA	Santa Ana Pueblo PD-ENDWI	\$6,748.00	\$1,005.69	\$5,742.31	Apr-30-2015
164AL-2015-AL-01-SC	Santa Clara Pueblo PD-ENDWI	\$7,392.00	\$1,385.85	\$6,006.15	Dec-18-2015

164AL-2015-AL-01-SJ	San Juan Pueblo PD-ENDWI-Ohkay	\$16,499.00	\$3,528.65	\$12,970.35	Nov-24-2015
164AL-2015-AL-01-SP	Sandia Pueblo PD-ENDWI	\$7,888.00	\$815.65	\$7,072.35	May-27-2015
164AL-2015-AL-01-TC	Truth or Consequences PD-ENDWI	\$7,128.00	\$3,463.29	\$3,664.71	Jul-29-2015
164AL-2015-AL-01-TL	Tularosa PD-ENDWI	\$3,978.00	\$3,978.00	\$0.00	Jul-29-2015
164AL-2015-AL-01-TM	Tucumcari PD-ENDWI	\$6,498.00	\$3,802.84	\$2,695.16	Dec-18-2015
164AL-2015-AL-01-TR	Torrance County SO-ENDWI	\$8,858.00	\$6,346.26	\$2,511.74	Dec-18-2015
164AL-2015-AL-01-TS	Taos County SO-ENDWI	\$17,435.00	\$9,066.98	\$8,368.02	Nov-24-2015
164AL-2015-AL-01-TX	Texico PD-ENDWI	\$4,618.00	\$788.76	\$3,829.24	Jul-29-2015
164AL-2015-AL-01-VL	Valencia County SO-ENDWI	\$24,500.00	\$24,500.00	\$0.00	Nov-24-2015
164AL-2015-AL-01-ZP	Zuni Pueblo PD-ENDWI	\$8,108.00	\$899.28	\$7,208.72	Jun-29-2015
164AL-2015-AL-02-00	DWI Task Force - McKinley County	\$278,260.69	\$170,392.23	\$107,868.46	Dec-18-2015
164AL-2015-AL-03-00	Alcohol Sales Compliance Enforce	\$150,000.00	\$0.00	\$150,000.00	
164AL-2015-AL-04-00	Liquor Control Act Compliance	\$250,000.00	\$0.00	\$250,000.00	
164AL-2015-AL-05-00	Supervised Probation Expansion	\$122,000.00	\$106,329.97	\$15,670.03	Nov-24-2015
164AL-2015-AL-06-00	DWI Drunkbusters Hotline - APD	\$75,000.00	\$0.00	\$75,000.00	
164AL-2015-AL-08-00	Vehicle Seizure Coordinator	\$75,000.00	\$41,909.16	\$33,090.84	Oct-29-2015
164AL-2015-AL-09-00	DWI Task Force Meeting Facilitation	\$50,000.00	\$2,982.99	\$47,017.01	Sep-30-2015
164AL-2015-AL-10-00	Statewide DWI Enforcement Training	\$270,000.00	\$269,999.56	\$0.44	Dec-18-2015
164AL-2015-AL-11-00	TS Information Clearinghouse	\$220,000.00	\$216,362.63	\$3,637.37	Dec-18-2015
164AL-2015-AL-12-00	DWI Prosecution Training	\$65,000.00	\$36,412.49	\$28,587.51	Apr-30-2015
164AL-2015-AL-13-00	Impaired Driving Program Mgt	\$230,000.00	\$213,835.45	\$16,164.55	Dec-18-2015
164AL-2015-AL-14-00	Traffic Safety Law Enforcement	\$240,000.00	\$239,723.92	\$276.08	Dec-18-2015
164AL-2015-AL-16-00	DWI Creative Design and Production	\$950,000.00	\$903,703.41	\$46,296.59	Dec-18-2015
164AL-2015-AL-20-00	Farmington FTE Program *2014*	\$20,720.52	\$20,720.52	\$0.00	Nov-19-2015
164AL-2015-AL-21-00	DWI Creative Design and Production	\$79,826.78	\$79,826.78	\$0.00	Nov-19-2015
		\$10,436,465.34			
164 Alcohol Total			\$3,954,874.13	\$6,481,591.21	Dec-18-2015
164 Paid Media					
164PM-2015-AL-17-00	DWI Media Placement	\$1,503,593.07	\$1,503,593.07	\$0.00	Dec-18-2015
164 Paid Media Total		\$1,503,593.07	\$1,503,593.07	\$0.00	Dec-18-2015
164 Hazard Elimination					
164HE-2015-HE-00-00	Hazard Elimination Efforts	\$0.00	\$0.00	\$0.00	
164HE-2015-HE-01-00	TRACS Maintenance and Support	\$211,468.47	\$114,029.21	\$97,439.26	Dec-18-2015
164HE-2015-HE-02-00	TRACS Statewide Rollout Project	\$34,073.85	\$0.00	\$34,073.85	
164HE-2015-HE-03-00	TRACS Citation and Adjudication	\$200,000.00	\$82,668.45	\$117,331.55	Dec-18-2015
164HE-2015-HE-04-00	TRACS Equipment	\$689,068.79	\$689,068.79	\$0.00	Dec-18-2015
164HE-2015-HE-05-00	TRACS Software Upgrade	\$200,000.00	\$0.00	\$200,000.00	
164HE-2015-HE-06-00	TR Strategic Plan Implementation	\$351,901.24	\$272,661.38	\$79,239.86	Oct-29-2015
164HE-2015-HE-07-00	Vehicle Registration Bar Code	\$50,000.00	\$0.00	\$50,000.00	
164HE-2015-HE-08-00	Out-of State Travel	\$8,537.98	\$4,585.93	\$3,952.05	Sep-30-2015
164HE-2015-HE-09-00	Uniform Crash Report (UCR) Mod	\$100,000.00	\$2,840.00	\$97,160.00	Apr-30-2015

164HE-2015-HE-10-00	UCR Documentation and Training	\$100,000.00	\$1,586.53	\$98,413.47	Jul-29-2015
164HE-2015-HE-11-00	Magistrate Court Electronic Abstracts	\$57,285.92	\$57,285.92	\$0.00	Dec-18-2015
164HE-2015-HE-12-00	EMS Provider Licensing Software	\$38,250.41	\$0.00	\$38,250.41	
164HE-2015-HE-13-00	Uniform Traffic Citation Stand	\$120,000.00	\$58,058.26	\$61,941.74	Nov-24-2015
164 Hazard Elimination Total		\$2,160,586.66	\$1,282,784.47	\$877,802.19	Dec-18-2015
		\$14,424,239.57			
164 Transfer Funds Total			\$6,940,223.26	\$7,484,016.31	Dec-18-2015
MAP 21 405b OP High					
M1CPS-2015-05-02-00	Child Restraint/Elderly Driver	\$400,000.00	\$400,000.00	\$0.00	Aug-28-2015
405b High Community CPS Services Total		\$400,000.00	\$400,000.00	\$0.00	Aug-28-2015
405b OP High					
M1X-2015-05-01-00	Seatbelt Observation Survey/Night	\$203,398.69	\$203,398.69	\$0.00	Dec-18-2015
M1X-2015-OP-00-00	Occupant protection Efforts	\$226,748.74	\$0.00	\$226,748.74	
405b OP High Total		\$430,147.43	\$203,398.69	\$226,748.74	Dec-18-2015
405b High Pedestrian/Bicycle Safety					
M1*PS-2015-05-02-00	Pedestrian & Bicyclist Safety	\$50,000.00	\$49,282.27	\$717.73	Dec-18-2015
405b High Pedestrian/Bicycle Safety Total		\$50,000.00	\$49,282.27	\$717.73	Dec-18-2015
405b High Paid Advertising					
M1*PM-2015-05-05-00	Click it or Ticket Paid Media	\$100,000.00	\$100,000.00	\$0.00	Aug-28-2015
M1*PM-2015-MC-01-00	Motorcycle Media Placement	\$75,000.00	\$17,534.63	\$57,465.37	Aug-28-2015
405b High Paid Advertising Total		\$175,000.00	\$117,534.63	\$57,465.37	Aug-28-2015
MAP 21 405b OP High Total		\$1,055,147.43	\$770,215.59	\$284,931.84	Dec-18-2015
MAP 21 405c Data Program					
M3DA-2015-05-01-00	Crash Data Statistical and Ana	\$510,000.00	\$456,658.72	\$53,341.28	Dec-18-2015
M3DA-2015-05-02-00	Data Entry Project - UNM	\$200,000.00	\$172,042.93	\$27,957.07	Nov-24-2015
M3DA-2015-TR-00-00	Data program Efforts -TraCS	\$530,438.78	\$0.00	\$530,438.78	
405c Data Program Total		\$1,240,438.78	\$628,701.65	\$611,737.13	Dec-18-2015
MAP 21 405c Data Program Total		\$1,240,438.78	\$628,701.65	\$611,737.13	Dec-18-2015
MAP 21 405d Impaired Driving Mid					
M5HVE-2015-05-01-00	Operation DWI - NMSP	\$447,196.28	\$423,714.48	\$23,481.80	Dec-18-2015
405d Mid HVE Total		\$447,196.28	\$423,714.48	\$23,481.80	Dec-18-2015
405d Mid Court Support					
M5CS-2015-05-02-00	DWI/Drug Courts - AOC	\$285,742.08	\$285,742.08	\$0.00	Dec-18-2015
405d Mid Court Support Total		\$285,742.08	\$285,742.08	\$0.00	Dec-18-2015
405d Mid BAC Testing/Reporting					
M5BAC-2015-05-03-00	BAC Testing Training - SLD	\$75,000.00	\$73,247.10	\$1,752.90	Dec-18-2015
405d Mid BAC Testing/Reporting Total		\$75,000.00	\$73,247.10	\$1,752.90	Dec-18-2015

405d Mid Training						
M5TR-2015-05-04-00	Drug Recognition Expert Training	\$170,000.00	\$158,234.81	\$11,765.19	Nov-24-2015	
M5TR-2015-05-05-00	TS Resource Prosecutor	\$8,042.32	\$8,042.32	\$0.00	Nov-24-2015	
405d Mid Training Total		\$178,042.32	\$166,277.13	\$11,765.19	Nov-24-2015	
405d Impaired Driving Mid						
M5X-2015-ID-00-00	Impaired driving Efforts (405d)	\$2,380,348.48	\$0.00	\$2,380,348.48		
405d Impaired Driving Mid Total		\$2,380,348.48	\$0.00	\$2,380,348.48		
MAP 21 405d Impaired Driving Mid Total		\$3,366,329.16	\$948,980.79	\$2,417,348.37	Dec-18-2015	
MAP 21 405d Impaired Driving Inter						
M7II-2015-II-00-00	Interlock program efforts	\$122,318.68	\$0.00	\$122,318.68		
405d Ignition Interlock Total		\$122,318.68	\$0.00	\$122,318.68		
405d Impaired Driving Interlock						
M7X-2015-II-00-00	Ignition Interlock Efforts (40	\$256,202.32	\$0.00	\$256,202.32		
405d Impaired Driving Inter Total		\$256,202.32	\$0.00	\$256,202.32		
405d Inter Driver Licensing						
M7*DL-2015-05-07-00	Driver Manual and Driver Test	\$61,411.03	\$0.00	\$61,411.03		
405d Inter Driver Licensing Total		\$61,411.03	\$0.00	\$61,411.03		
405d Inter Paid Advertising						
M7*PM-2015-PM-00-01	RK Venture	\$107,444.03	\$107,444.03	\$0.00	Dec-18-2015	
405d Inter Paid Advertising Total		\$107,444.03	\$107,444.03	\$0.00	Dec-18-2015	
MAP 21 405d Impaired Driving Inter Total		\$547,376.06	\$107,444.03	\$439,932.03	Dec-18-2015	
MAP 21 405f Motorcycle Programs						
M9X-2015-MC-00-00	Motorcycle program efforts	\$36,842.78	\$0.00	\$36,842.78		
M9X-2015-MC-00-02	NM Motorcycle Safety Education	\$2,637.30	\$2,637.30	\$0.00	Nov-24-2015	
405f Motorcycle Programs Total		\$39,480.08	\$2,637.30	\$36,842.78	Nov-24-2015	
MAP 21 405f Motorcycle Programs Total		\$39,480.08	\$2,637.30	\$36,842.78	Nov-24-2015	
NHTSA Total		\$23,298,477.06	\$11,960,925.57	\$11,337,551.49	Dec-18-2015	
Total		\$23,298,477.06	\$11,960,925.57	\$11,337,551.49	Dec-18-2015	