



# VIRGINIA HIGHWAY SAFETY PLAN

Application for Federal 402 Grant Funding  
**FISCAL YEAR 2014**



VIRGINIA HIGHWAY SAFETY OFFICE

## Table of Contents

	Page
Introduction	1
Commonwealth of Virginia Highway Safety Office	1
Mission Statement	2
Delegation of Authority and Organizational Staffing	3
Executive Summary	5
Virginia's Political Structure	7
State Demographic Analysis	8
Legislative Changes	10
Highway Safety Planning Calendar	13
Highway Safety Planning Process	14
Performance Report (Previous fiscal year HSP targets)	17
Ten Core Performance Measure	18
Virginia's Performance Plan	19
Core Outcome Performance Measures	20
• Fatalities (actual – FARS)	21
• Number of Serious Injuries (State crash file)	23
• Fatality rate per 100M VMT (FARS, FHWA)	25
• Number of unrestrained passenger vehicle occupant fatalities, all seating positions (FARS)	28
• Number of fatalities involving driver or motorcycle operator with .08 BAC or above (FARS)	34
• Number of speeding-related fatalities (FARS)	43
• Number of motorcyclist fatalities (FARS)	45
• Number of unhelmeted motorcyclist fatalities (FARS)	47
• Number of drivers age 20 or younger involved in fatal crashes (FARS)	49
• Number of pedestrian fatalities (FARS)	52
Other Program Area Performance Measures	
• Traffic Records	54
• Driver's Education	56
• Community Traffic Safety Projects	57
• Police Traffic Services	58

• Roadway Safety Program Area	59
• Media Plan	60
Core Behavior Performance Measure	62
Seat Belt Use Rate – Observed Seat Belt Survey	63
Grant Funded Activity Measures	65
Appendices	
A. Highway Safety Plan Cost Summary	67
B. Cumulative Listing and Distribution FY 2014 Grants Awarded	73
Certification for Contracts, Grants, Loans, and Cooperative Agreements	90

---

## Introduction

The Highway Safety Plan (HSP) describes the processes used to identify Virginia's traffic safety problems. It proposes the projects and activities Virginia plans to implement to reach its performance goals. The plan also includes performance measures for each goal to track progress from a baseline toward meeting the goal by the specified target date. Additionally, the HSP describes the grant funded projects and activities that Virginia will undertake to reach the goals identified.

### Commonwealth of Virginia Highway Safety Office

Governor	Robert F. McDonnell
Governor's Highway Safety Representative	Richard D. Holcomb DMV Commissioner
Governor's Highway Safety Program Coordinator	David Mitchell DMV Deputy Commissioner
Governor's Highway Safety Office Director	John Saunders Highway Safety Office Director
Location of Highway Safety Office	Virginia Department of Motor Vehicles 2300 West Broad Street Richmond, Virginia 23220 Phone (804) 367-6641

## **Mission Statement**

To reduce crashes, injuries, fatalities and associated cost by identifying transportation safety issues and developing and implementing effective integrated programs and activities.

This mission will be accomplished by:

- Administering federal transportation safety grant programs
- Providing assistance to communities in identifying transportation safety issues and solutions
- Developing and implementing effective, integrated programs and initiatives to address traffic safety concerns
- Collecting, maintaining and analyzing traffic records and crash statistics, and
- Tracking and supporting federal and state traffic safety legislation and initiatives

## Delegation of Authority and Organizational Staffing

The Code of Virginia, Section 46.2-222, gives written enabling authority for highway safety and the responsibility to carry out assigned state highway safety office functions to the Virginia Department of Motor Vehicles (DMV).

Virginia's Highway Safety Office (VAHSO) is comprised of 27 staff members including field personnel, and the Traffic Records Electronic Data System (TREDS) Operation Center. After TREDS was implemented on July 2009, the TREDS Center's main function is now focused on conducting quality assurance of the state's electronic police crash reports and related DMV business processes.

In October 2006, the Grants Management program and staff were realigned to report directly to the budget section of the Financial Management Services Administration. This transfer of responsibilities put into place internal controls allowing for a system of checks and balances between the awarding of grants and the distribution of grant funding. The working relationship with the Virginia Highway Safety Office has not changed as a result of this realignment.

### **Brief descriptions of each position of Virginia's Highway Safety Office are as follows:**

**Governor's Highway Safety Representative:** The Commissioner of the Department of Motor Vehicles serves as the Governor's Highway Safety Representative.

**Governor's Highway Safety Coordinator:** Responsible for providing agency oversight of Virginia's highway safety program.

**Governor's Highway Safety Office Director:** Provides direct oversight and is responsible for planning, organizing and administering the operations and programs of the VAHSO. Directs the administration of the Highway Safety Office to include Program Development and Implementation, in addition to Traffic Records, Planning, Research, and Evaluation.

**Agency Management Analyst:** Provides support to the VAHSO Director. Coordinates VAHSO administrative processes. Serves as the VAHSO legislative coordinator. Coordinates and develops Virginia's highway safety plan and annual report. Oversees the planning and implementation of the annual Judicial Transportation Safety Conference and Governor's Highway Safety Awards. Prepare and submit grant requests on behalf of the VAHSO.

**Deputy Director for Program Development and Implementation:** Development of problem identification and effective countermeasures. Responsibilities include comprehensive monitoring, tracking and evaluation of approved highway safety projects.

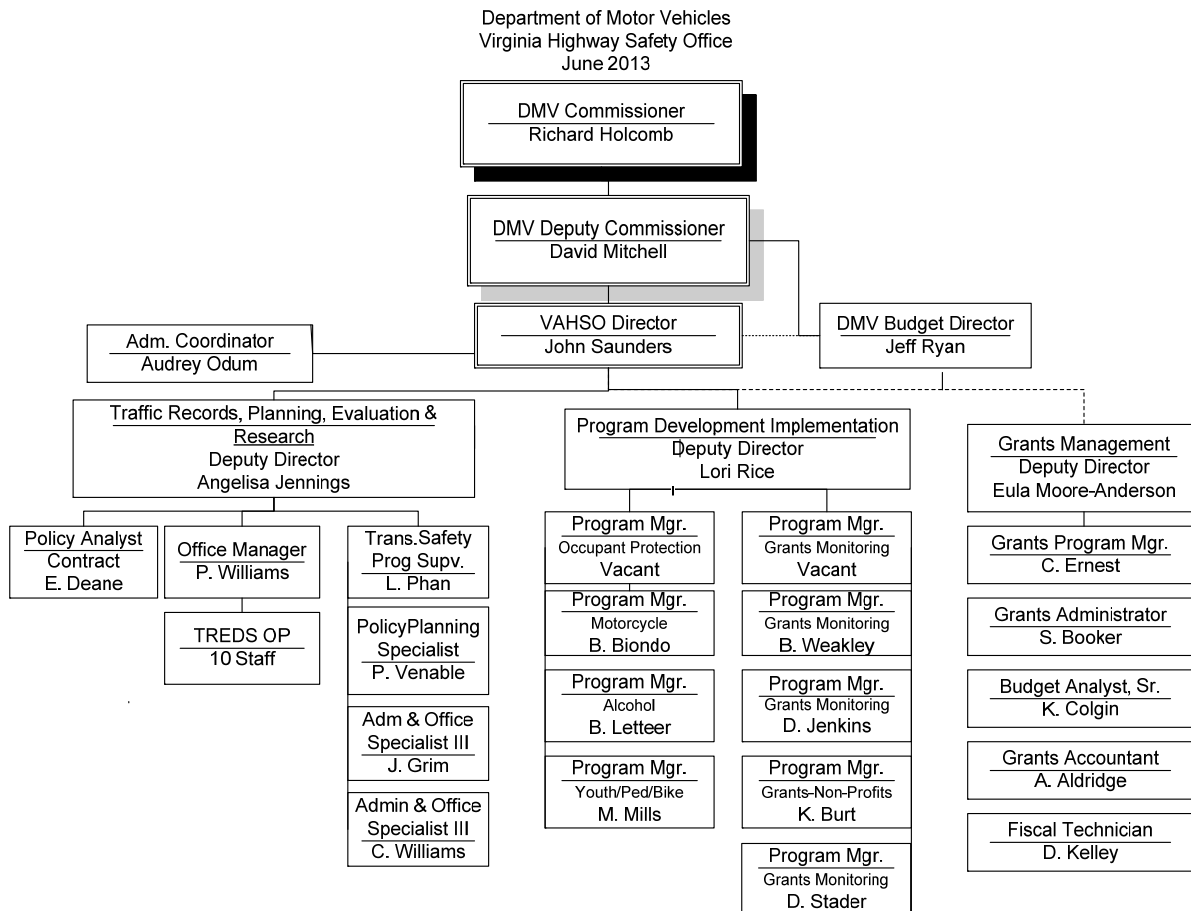
**Deputy Director of Traffic Records Management, Reporting and Analysis:** Responsibilities include managing, implementing and directing the statewide traffic records data system (TREDS), crash data management and analysis, strategic highway safety planning, and serving as the coordinator for the state's traffic records program and the traffic records committee.

**Program Managers/Grant Monitors:** Responsibilities include monitoring and evaluation of approved highway safety projects within the various countermeasure areas; dissemination of information; public awareness campaigns and media events, and presentation of safety education programs.

**Highway Safety Traffic Records Supervisor:** Supervises staff responsible for managing statewide traffic crash data; providing analysis and data pertaining to traffic records and highway safety studies and countermeasure programs; developing performance measures for the HSP and the annual Highway Safety Evaluation Plan; and providing and updating traffic crash data on the agency web site.

**Office Manager (TREDS Operations Center):** Supervises staff responsible for conducting quality assurance of the state’s electronic police crash reports as well as related DMV business processes.

### VAHSO Organizational Chart



## Executive Summary

Through sound leadership, proactive partnerships and the unwavering commitment and hard work of dedicated staff and countless numbers of transportation safety officials and organizations, Virginia has been successful in forging partnerships that have allowed us to implement many successful statewide highway safety program initiatives. The “Moving Ahead for Progress in the 21<sup>st</sup> Century Act” (MAP-21), formally The Safe, Accountable, Flexible, Efficient Transportation Equity Act: A Legacy for Users (SAFETEA-LU) provides States a method to continue building and improving their highway safety system. Virginia pledges to continue establishing new and innovative programs that will capitalize on our strengths in an effort to expand and enhance our overall highway safety program. We will, through a systematic, cooperative, statewide effort, continue to build upon the success we have achieved in striving for the most effective and efficient highway safety program in the nation.

The FY 2014 Highway Safety Plan is submitted in accordance with NHTSA Order 960-2A and FHWA Order 7510.3A dated June 10, 1983.

The Highway Safety Plan identifies Virginia’s key safety needs and guide investment decisions to achieve significant reductions in injuries and deaths on all public roads. The plan is intended to:

- Address safety challenges on all public roads so that safety programs can align and leverage the Commonwealth’s resources across all stakeholder programs;
- Integrate the four “E” approach of transportation safety- Education, Enforcement and Engineering, Emergency Medical Services (EMS).
- Provide a comprehensive framework, with specific data driven goals, objectives and emphasis areas for reducing highway injuries and deaths on all public roads.

The National Highway Safety Act of 1966 provides federal grants to states to support coordinated national highway safety programs. The Virginia Highway Safety Office (VAHSO) is responsible for administering these federal highway safety funds and performs the following functions:

- Problem Identification: Identification of actual and potential traffic safety hazards and the development of effective countermeasures;
- Administration and Grants Management: Includes management of the highway safety program, monitoring legislative initiatives, development of federal highway safety proposals; distribution of federal funds to state, local and nonprofit agencies and the preparation of the Annual Highway Safety Plan;
- Monitoring and Evaluation: Includes monitoring and evaluating approved highway safety projects, data analysis and the preparation of the Annual Evaluation Report; and
- Public Information and Education: Includes development and coordination of numerous media events and public awareness activities targeting specific priority areas

The VAHSO provides grants for programs which are designed to reduce the number of crashes, injuries, fatalities and related economic losses resulting from traffic crashes on Virginia’s roadways. Local governments, law enforcement agencies, state agencies, academic institutions and private non-profits can apply for NHTSA’s pass-through funding for projects related to various areas of highway safety.

Virginia transportation safety officials have systematically analyzed highway safety problems and corrective strategies. Based on the results of this analysis, it has been determined that Virginia



can make a positive impact on improving highway safety by placing a major emphasis on the following program areas:

**Occupant Protection** is an issue that needs focused attention in Virginia. Correct safety belt use is a proven method to achieve a greater measure of safety in crashes, regardless of the other factors involved.

**Impaired Driving** resulting from the use of alcohol/drugs is another persistent problem that contributes to fatal and serious injury crashes. While much has been accomplished in the past, improvements are needed to strengthen and enhance existing programs.

**Motorcycle Safety** has become even more important. With the increase in motorcycle classifications and registrations, Virginia has experienced a decrease in fatalities; however, motorcycle crashes increased during this same period. Enforcement, training, education and awareness are key components necessary to address this issue.

**Speed and Aggressive Driving** (often manifested in speed) have a profound impact on the safety of Virginia's roadways. A targeted emphasis focused on enforcement and education will continue to raise the awareness of the dangers and implications of speed and aggressive driving

**Distracted Driving** continues to be an issue on Virginia's roadways. More of a focus will be given to distracted drivers who do not keep their eyes on the road while driving and those who are using the cell phone.

**Traffic Records** (and data analysis) is the foundation of every state highway safety program. The timeliness and accuracy of comprehensive data is essential in valid problem identification needed to plan strategies and allocate resources toward highway safety.

**Note:** Areas also eligible for consideration in state and local grants, but to a lesser extent: Planning and Administration, Pedestrian/Bicycle Safety, Roadway Safety, Driver Education, Teen Drivers, Community Traffic Safety and Police Traffic Services. As decisions are made on grant funding levels, an assessment is made for the prospective grants to make a meaningful contribution to highway safety and assist the Commonwealth in achieving its safety goals.

## Virginia's Political Structure

Virginia's current governor is Robert F. McDonnell (R). The Commonwealth's bicameral legislature consists of the House of Delegates and Senate of Virginia. The present State Constitution, adopted in 1970, provides that the House of Delegates shall consist of 100 members and the Senate shall consist of 40 members. All members of the General Assembly are elected by qualified voters within their respective House and Senate districts. The terms of office are two years for members of the House and four years for members of the Senate. (Members may not hold any other public office during their term of office.) The following table identifies how the legislature is currently comprised:

	Democrats	Republicans	Independents	Totals
Senators	20	20	0	40
Delegates	32	67	1	100

There will be one special election on August 6, 2013 to fill 1 vacancy: Senator Harry B. Blevins retiring.

## State Demographic Analysis

Virginia has a very diverse traffic mixture that includes urban, suburban and rural driving populations, an active tourism market, several military installations, diverse cultural communities that speak many languages, and many college campuses spread out across the state. It also borders two of the busiest metro areas for traffic, Maryland and Washington D.C.

There are 73 Acute Care hospitals, 5 Level 1 Trauma Centers, 4 Level 2 Trauma Centers and 5 Level 3 Trauma Centers.

The combined number of licensed drivers in Virginia is 5,730,175. Virginia's law enforcement community consists of 125 city and county sheriff's offices and 242 police departments which includes private, institutional and collegiate departments. It also includes 7 state police divisions within 48 areas of the state and 2,008 state troopers.

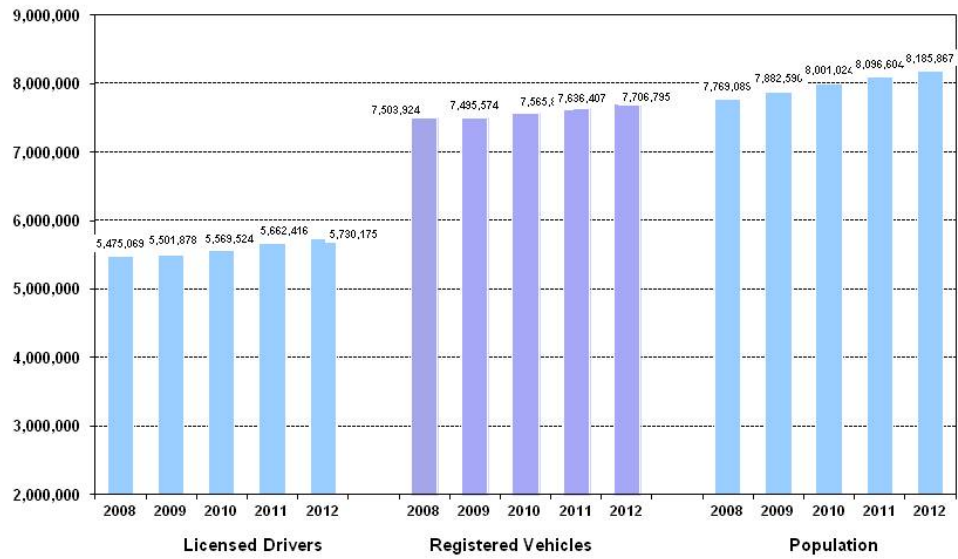
There are 74,156.53 roadway miles. Of those 63,047 are secondary roads (85 percent), 9,990 are primary roads (13 percent) and 1,119 are Interstate roads (1.5 percent). Virginia's vehicle miles traveled (VMT) increased slightly 0.43 percent in 2012.

There are 39 cities and 95 counties in Virginia. The capitol is located in Richmond. The provisional total population of Virginia for 2012 was 8,185,867. Virginia has 7,706,795 registered vehicles and 5,730,175 licensed drivers. Virginia's population and licensed drivers increased 5 percent (416,778 and 202,871) and registered vehicles increased 3 percent (255,106), yet overall fatalities decreased 6 percent.

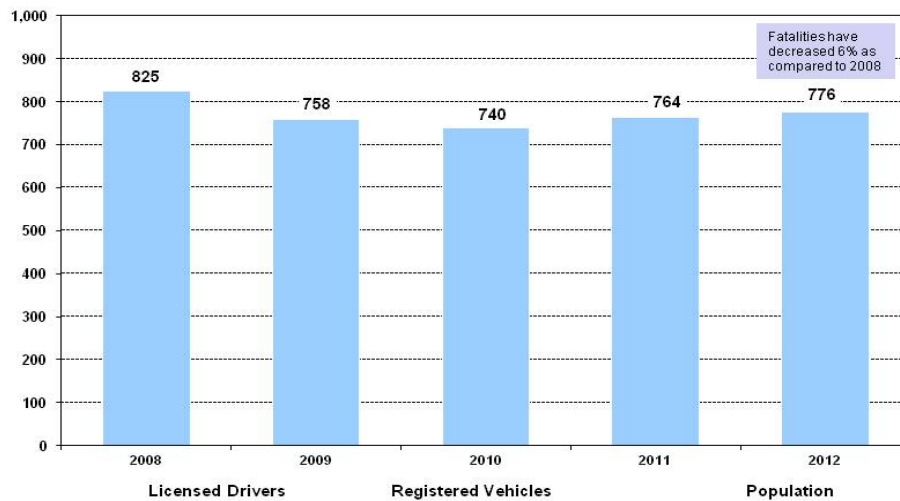
Motorcycle endorsements and registrations have been steadily increasing over the past 5 years. In 2012, there were 384,292 motorcycle endorsements, a 16 percent increase (53,054) and 189,383 motorcycle registrations, a 7 percent increase (12,236) compared to 2008. As MC registrations and endorsements increased, the number of MC fatalities has decreased (in 2012, 78 motorcyclists were killed, a 9 percent decrease as compared to 2008.)

	2008	2009	2010	2011	2012
<b>Population</b>	7,769,089	7,882,590	8,001,024	8,096,604	8,185,867
<b>Registered Vehicles</b>	7,503,924	7,495,574	7,565,848	7,636,407	7,706,795
<b>Licensed Drivers</b>	5,475,069	5,501,878	5,569,524	5,662,416	5,730,175
<b>Motorcycle Registrations</b>	177,147	179,478	182,942	186,295	189,383
<b>Motorcycle Endorsements</b>	331,238	345,753	357,873	372,072	384,292

### Licensed Drivers, Registered Vehicles and Population in Virginia Calendar Years 2008 - 2012



### Fatalities in Virginia Calendar Years 2008 - 2012



## Legislative Changes

During the 2013 Virginia General Assembly, several pieces of legislation were passed to address highway safety. The following laws will be enacted and become effective July 1, 2013.

### **HB 2077 & SB 1219 Motor carrier and commercial driver enhancements (Chapters 582 and 165)**

#### **Ban on issuance of license, certificate or permit:**

Amends §§ 46.2-2001.1 and 46.2-2005 to impose a 12-month ban on issuance of a license, certificate, or permit at the time of application to any motor carrier convicted of or assessed civil penalties for operating without proper authority. The carrier must report any convictions or civil penalties on the application. Such ban will apply for 12 months from the date of the final disposition of the conviction or imposition of civil penalty. The carrier has the right of appeal and a hearing. There is a delayed implementation of July 1, 2014 for this component.

#### **Disqualification of commercial driver; texting:**

Adds texting to the list of serious violations that can result in disqualification of a commercial driver. This change is necessary to conform Virginia law to Federal Motor Carrier Safety Administration regulations.

#### **Commercial driver testing; compliance with federal regulations:**

In 2011, the FMCSA issued a Final Rule relating to commercial driver's license (CDL) testing and commercial learners permit (CLP) standards. Conforms the *Code of Virginia* with the new federal requirements for the testing of commercial drivers.

### **HB 2033: Provisional driver's license; nighttime restriction (Chapter 579)**

#### **Amends Va. Code § 46.2-334.01**

Provides that the restriction on operating a motor vehicle between midnight and 4:00 a.m. for a minor who holds a provisional driver's license does not apply if the minor is driving to or from an activity that is supervised by an adult and is sponsored by a school or by a civic, religious, or public organization. Previously this exception only applied to a minor driving to or from a school-sponsored activity.

### **SB 1165: Provisional driver's license; passenger restrictions (Chapter 397) Amends Va. Code § 46.2-334.01**

Provides that the holder of a provisional driver's license under age 18 is not authorized to operate a motor vehicle with more than one passenger who is less than 21 years old unless the driver is accompanied by a parent or person acting in loco parentis who is occupying a seat beside the driver. However, the bill does provide that, after the first year the provisional license is issued, the holder may operate a motor vehicle with up to three passengers less than 21 years old if driving to or from a school-sponsored activity, or if a licensed driver who is at least 21 years old is sitting on the seat beside the driver, or if there is an emergency. This passenger limitation does not apply to members of the driver's family or household.

The provisions of this legislation only apply to those with a provisional driver's license who turn 17 after July 1, 2013.

**HB 1476: Motorcycles used in rider training courses (Chapter 111) Amends Va. Code § 46.2-1190.2**

This legislation has two components relating to motorcycles used in motorcycle rider training courses.

**Motorcycle criteria:**

Requires that motorcycles used in the motorcycle rider safety training courses must meet two of the following three criteria: (1) have an engine displacement of no more than 500 cubic centimeters, (2) weigh less than 400 pounds, and (3) be equipped with a seat whose height is 30 inches or less. Previously, motorcycles had to meet all three criteria and the seat height was not specified.

The legislation further provides that even if a motorcycle meets two of the three criteria under, DMV may deny its use by motorcycle rider safety training centers if it is deemed unsafe by DMV. A motorcycle may be deemed unsafe because of modification, damage, lack of maintenance, nonstandard configuration, or any other substantial safety reason.

**Number of motorcycles:**

Clarifies that training centers must provide at least one motorcycle *per student* that meets the specified criteria as to engine displacement, vehicle weight, and seat height.

**HB 1907 and SB 1222: Texting; penalties (Chapters 752 and 790) Amends Va. Code §§ 46.2-868 and 46.2-1078.1**

Increases the fines for texting while driving violations: from \$20 to \$125 for a first offense and \$50 to \$250 for a second or subsequent offense. It further changes the offense from a secondary offense (one that can only be charged when the offender is stopped for another offense) to a primary offense.

The legislation also increases the punishment of any person convicted of reckless driving to include a \$250 mandatory minimum fine of the person was texting at the time of the reckless driving offense.

**SB 1038: Non-conventional vehicles study legislation (Chapter 783)**

This legislation was the result of the Non-Conventional Vehicles Study. It contains several provisions relating to low-speed vehicles, motorcycle classifications, mopeds, and all-terrain vehicles (ATVs).

**Motorcycle classifications:**

Provides that DMV shall issue motorcycle classifications with restrictions to either a two-wheeled or three-wheeled motorcycle. Drivers who qualify for both will receive a motorcycle classification authorizing them to operate both a two-wheeled and a three-wheeled motorcycle.

Those licensees currently holding a motorcycle classification (prior to July 1, 2013) will be grandfathered in and retain the authorization to operate both a two-wheeled and three-wheeled motorcycle.

**Mopeds:**

- A. Requires that all mopeds be titled, registered, and display a moped license plate by July 1, 2014. The total fee for moped registration is \$20.25, to be distributed as follows: \$14 to DMV and \$6.25 to the Department of Health.

- B. Mopeds operators are now required to carry a government issued photo identification that states the holder's name, address, and date of birth.
- C. Makes it a statewide requirement for moped operators and any passengers to wear helmets. Moped operators are also required to wear safety goggles or have the moped equipped with a windshield.
- D. Revises the definition of "moped."
- E. Mopeds will continue to be subject to the retail sales and use tax and be exempt from the motor vehicle sales and use tax.
- F. Clarifies that the not more than \$50 fine under § 46.2-914 applies to all provisions of that section, not just subsection C.

**All-terrain vehicles:**

Amends the definition of all-terrain vehicle to accommodate the wide variety of new vehicles on the market. Due to the amendments to the ATV definition, amendments have also been made to the definitions of "farm utility vehicle" and "utility vehicle."

ATVs will continue to be subject to the retail sales and use tax and be exempt from the motor vehicles sales and use tax.

## 2014 Highway Safety Planning Calendar

Late December/ Early January	Distribute News Release Announcing Highway Safety Grant Applications
January 14-17	Problem Identification Data to Program Managers
January 22-31	Grant Writing Workshops
February 28	Application Submission deadline
March 22	Program Managers Submit Award Recommendations to Grants Management Office
March 25-April 5	Internal Committee Reviews Applications and Recommendations with Program Managers, Recommendations Amended where appropriate
April 8-May 3	Grants Management Office compiles and prepares VAHSO Final Grant Recommendations
May 6-10	Executive review of VAHSO Final Grant Recommendations
May 13	Submit VAHSO Final Grant Recommendations to Transportation Secretary for Approval
Mid-May	Highway Safety Plan development
July 1	Highway Safety Plan due
TBD	Program Managers Contact Applicants
TBD	Prepare & Mail Grant Application Denial Letters
TBD	Letters to Program Mangers for Awarded Grants
TBD	Grant Implementation & Project Agreement Distribution Workshops
October 1	Project Agreement Submission Due date



## Highway Safety Planning Process

Virginia's Highway Safety Office (VAHSO) implements a comprehensive highway safety planning process. VAHSO conducts extensive problem identification to develop and implement the most effective and efficient plan that establishes data driven performance measures and targets. These measures are then used to develop countermeasure strategies and projects for the distribution of federal funds.

The Virginia Highway Safety Office (VAHSO) HSP is produced annually and is developed through discussions and meetings coordinated by the VAHSO. The initial planning meetings are attended by VAHSO staff to allow for the review of previous year comments on prior activities by federal, state and local partners. The VAHSO then works with and incorporates information from meetings with inter-agency groups, state and local government agencies, i.e., Virginia State Police, Virginia Department of Transportation, the Supreme Court, local law enforcement and community coalitions. Additionally, data and other relevant highway safety information is gathered and analyzed to identify behavioral trends from enforcement campaigns, such as Checkpoint Strike force, Seat Belt data (data collection from programs like Click It or Ticket), and studies provided by various state universities, the Traffic Records Coordinating Committee (TRCC), and various local and state planning meetings.

Our problem identification process is vital to the success of our overall highway safety program and consists of the following stages:

- Problem identification utilizing various data sources
- Planning to select and prioritize goals, objectives and performance measures
- Participation from traffic safety related partners
- Development of funding priorities
- Issuance of Grant Application Announcement for grant funding of programs
- Review, negotiation and approval of grant agreement
- Implementation
- Monitoring / Evaluation

### Description of Data Sources and Processes Used in Highway Safety Problem Identification

- VAHSO uses sources of data such as our Traffic Records Electronic Data System (TREDS) which is Virginia's central data repository for all highway safety information and data; DMV's Citizen Services System (CSS); the Fatality Analysis Reporting System, Countermeasures That Work (CTW), Sixth Edition, 2011 and other relevant sources such as VMT, license, registration, and endorsement data.
- The Virginia Highway Safety Office (VAHSO) continues to identify, analyze, recommend and implement resolutions for highway safety problems on a statewide basis. VAHSO collaborates with various safety partners that represent multiple disciplines to ensure that

the performance measures and safety initiatives identified are data-driven and include reasonable targets to address the crash, fatality, and injury problems within the Commonwealth; provides the appropriate criteria for the designation of funding priorities, and provides evidenced-based countermeasure strategies and projects for the administration and evaluation of the overall highway safety plan.

- HSP Goals are reviewed and shared with grantees through the grant writing and distribution workshops, visits from Programs Managers and other staff, routine contact from staff via phone, written and personal contact, conferences, and training.

### **Description of Data Sources, Participants and Processes Used To Select Performance Measures and Define Targets**

- VAHSO collects and analyzes traffic crash data comparing prior year HSP data with current year data. Crash data is programmatically broken down by jurisdiction (town, city, county and street-level location.) From that analysis, along with additional information, VAHSO selects performance measures and define the targets that need to be set.
- Participation in the priority ratings of individual projects requests include: (1) local priorities; (2) DMV Highway Safety Headquarters and Program Personnel; (3) VAHSO staff with knowledge and expertise in specific problem areas.
- The Virginia Highway Safety Office utilizes input and suggestions provided by a relevant and comprehensive list of disciplines. This collaboration includes targeted and specific locality data/problem identification from various partner agencies such as Virginia State Police, local law enforcement, Department of Health, Virginia Department of Transportation, Supreme Court of Virginia, Department of Motor Vehicles, higher education, Traffic Records Coordinating Committee, Occupant Projection Committee, etc.
- This information is then used to plan and implement statewide programs to address our highway safety issues including traffic safety enforcement and awareness campaigns. This network of collaboration between stakeholders provides for an effective and efficient problem solution process.

### **Description of Data Sources and Processes Used to Develop and Select Evidence-based Countermeasures Strategies and Projects to Address Problems and Achieve Performance Targets**

- Local input and solutions are processed through the Highway Safety Program Manager; a transportation safety commission (when applicable) and the affected state agency.
- Projects that identify problems by High Emphasis Communities. High Emphasis Communities are determined using the following methodology: (1) problem identification is ranked in terms of fatalities, serious injuries and unbelted fatalities to assess crash severity (2) counties/cities/towns within regions are ranked using the same methodology and (3) jurisdictions are stratified by type (i.e. county, city and town).

- Projects that creatively incorporate and support statewide goals and that have the ability to transfer to other jurisdictions.
- Projects from state, local and nonprofit organizations that have statewide significance and address the federal program areas under “Moving Ahead for Progress in the 21<sup>st</sup> Century Act” (MAP-21) and as these programs relate to SAFETEA-LU.
- Determination of selection and the priority ratings of individual project requests include: (1) DMV/VAHSO Headquarters and Program Personnel that have the knowledge and expertise in specific problem areas (2) a committee of DMV/VAHSO management (4) VAHSO management advises the DMV Commissioner and the Secretary of Transportation.

### **Efforts to Coordinate and Outcomes Derived from the Coordination of the HSP with the State Strategic Highway Safety Plan (SHSP)**

- The Virginia Highway Safety Office (VAHSO) partnered with Virginia Department of Transportation (VDOT) to collaborate with over fifty interested organizations in the development of the Virginia’s Strategic Highway Safety Plan 2012-2016 (SHSP). As a key partner on the SHSP Executive Committee, VAHSO oversaw the inclusion of HSP performance measures within the SHSP. The Commonwealth’s SHSP focuses on five key behavioral emphasis areas: Impaired Driving, Occupant Protection, Young Drivers, Speed, and Data (Traffic Records).
- Virginia’s SHSP was developed in early 2012 prior to the enactment of MAP-21. As such, VAHSO will collaborate with VDOT to revisit the SHSP and ensure that specific, common performance measures (fatalities, fatality rate and serious injuries) are identical and in alignment between the HSP and SHSP.
- To review the full plan visit [www.virginiadot.org/info/hwysafetyplan.asp](http://www.virginiadot.org/info/hwysafetyplan.asp)

### **Efforts to Coordinate and Outcomes Derived of Data Collection and Information Systems with the State Highway Safety Plan (SHSP)**

- The VAHSO collaborated with VDOT and provided comprehensive data from its TREDIS and FARS systems that was used in the development of the Virginia Strategic Highway Safety Plan 2012-2016 (SHSP). Additionally, data from VDOT’s Roadway Network System (RNS) was also incorporated with crash data and included in the SHSP.

## Performance Report on 2012 Core Measures Targets

Below is a list of the 2012 quantifiable and measurable highway safety performance measures based on highway safety problems identified by VAHSO.

- Virginia's fatalities were 776 for 2012. Virginia did not meet its goal of 741.
- Virginia's serious injuries were 10,130 for 2012. Virginia surpassed its goal of 10,355.
- Virginia's fatalities per 100M VMT were 0.96 for 2012. Virginia did not meet its goal of 0.90.
- Virginia's rural fatalities per 100M VMT were 1.15 for 2012. Virginia surpassed its goal of 1.30.
- Virginia's urban fatalities per 100M VMT were 0.79 for 2012. Virginia did not meet its goal of 0.51.
- Virginia's unrestrained passenger vehicle fatalities were 295 for 2012. Virginia did not meet its goal of 294.
- Virginia's impaired driving fatalities were 222 for 2012. Virginia surpassed its goal of 225.
- Virginia's speed related fatalities were 262 for 2012. Virginia did not meet its goal of 242.
- Virginia's motorcycle fatalities were 78 for 2012. Virginia surpassed its goal of 87.
- Virginia's young drivers age 20 or younger fatalities were 96 for 2012. Virginia did not meet its goal of 86.
- Virginia's pedestrian/bicycle fatalities were 100 for 2012. Virginia did not meet its goal of 74.

## Ten Core Performance Measures (2008-2012 Trends)

	2008	2009	2010	2011	2012	5-Year Average	Goal
Fatalities	825	758	740	764	776	773	760
Serious Injuries	16,540	13,120	11,736	10,900	10,130	12,485	9,061
Fatalities/100M VMT	1.00	0.94	0.90	0.95	0.96	0.95	0.93
Rural Fatalities (per 100M VMT)	1.59	1.41	1.03	1.24	1.15	1.28	1.05
Urban Fatalities (per 100M VMT)	0.66	0.65	0.45	0.53	0.79	0.62	0.72
Unrestrained Passenger Vehicle Occupant Fatalities	374	322	302	301	295	319	286
Alcohol Impaired Driving Fatalities (BAC=0.08+)	276	243	207	224	222	234	211
Speed-Related Fatalities	245	302	269	287	262	273	257
Motorcycle Fatalities	86	77	86	90	78	83	73
Unhelmeted Motorcycle Fatalities	6	6	1	1	4	4	1
Drivers Age 20 or Younger Involved in Fatal Crashes	145	111	101	90	96	109	88
Pedestrian Fatalities	75	74	73	75	100	79	96

## Virginia's Performance Plan

VAHSO's Performance Plan includes the core, data driven performance measures and defined targets for each program area. VAHSO also includes the one core behavior measure as well as the three grant funded activity measures in its plan. Each performance target contains strategies and projects and a justification for the selection of that target. Additionally, proposed and approved projects that will have a positive impact on Virginia's traffic safety program have been developed and awarded funding.

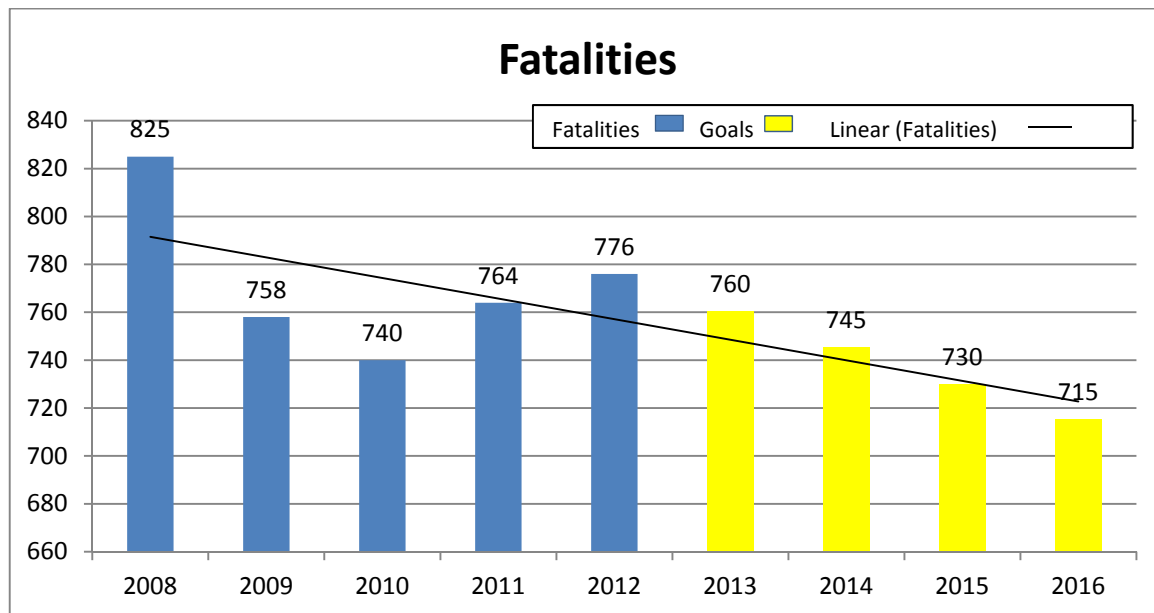
VAHSO has also included an explanation of our plan to ensure that common, specific performance measures are identical to both the HSP and SHSP by FY2015.

## **CORE OUTCOME PERFORMANCE MEASURES**

## Fatalities

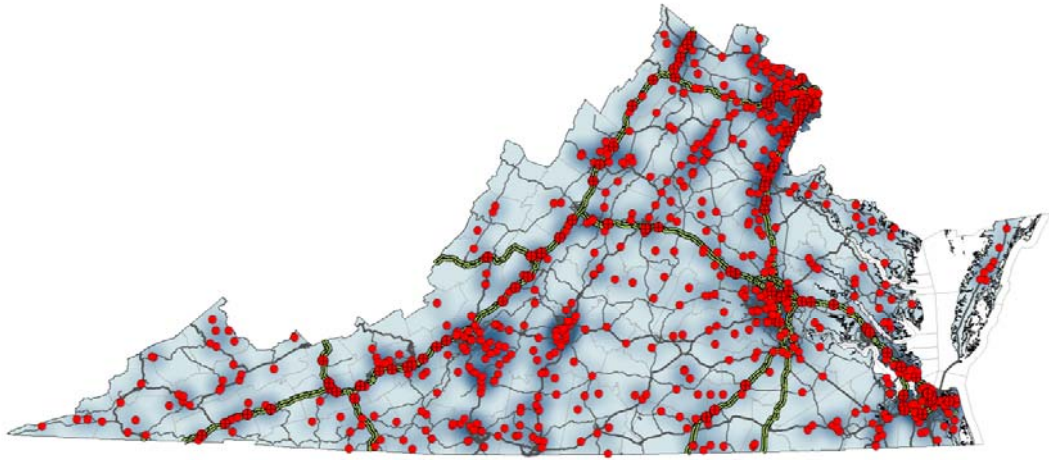
Goal C-1 Fatalities: To decrease **traffic fatalities** 2 percent from the 2012 calendar base year of 776 to 760 by December 31, 2014.

	Baseline Data					Goal
	2008	2009	2010	2011	2012	
<b>Fatalities</b>	825	758	740	764	776	760



Justification: Virginia selected a 2 percent reduction in fatalities as a more achievable goal vs. the 3-year moving average trend line of a 9 percent reduction or a 5 percent reduction for the 5-year moving average. Based on the increase in fatalities from 2010-2012, a 2 percent reduction is a reasonable target.

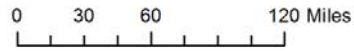




**2012 Virginia Fatal Crashes**

Total Number of Fatalities: 775  
Total Number of Crashes: 714

- Interstate Crashes
- Non-Interstate Crashes



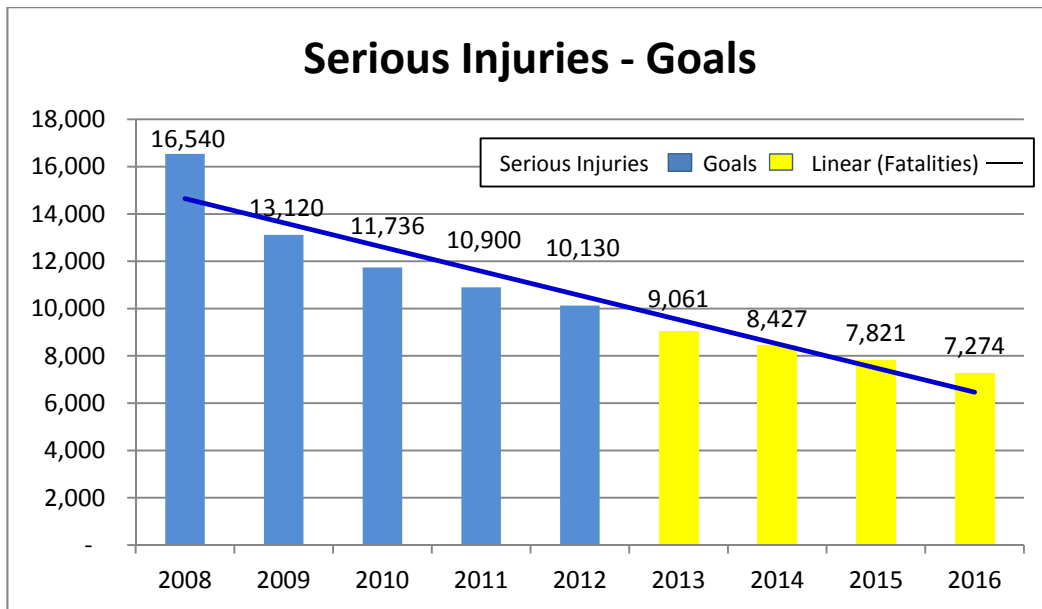
Virginia Highway Safety Office  
Data use restricted under US Code-23USC409



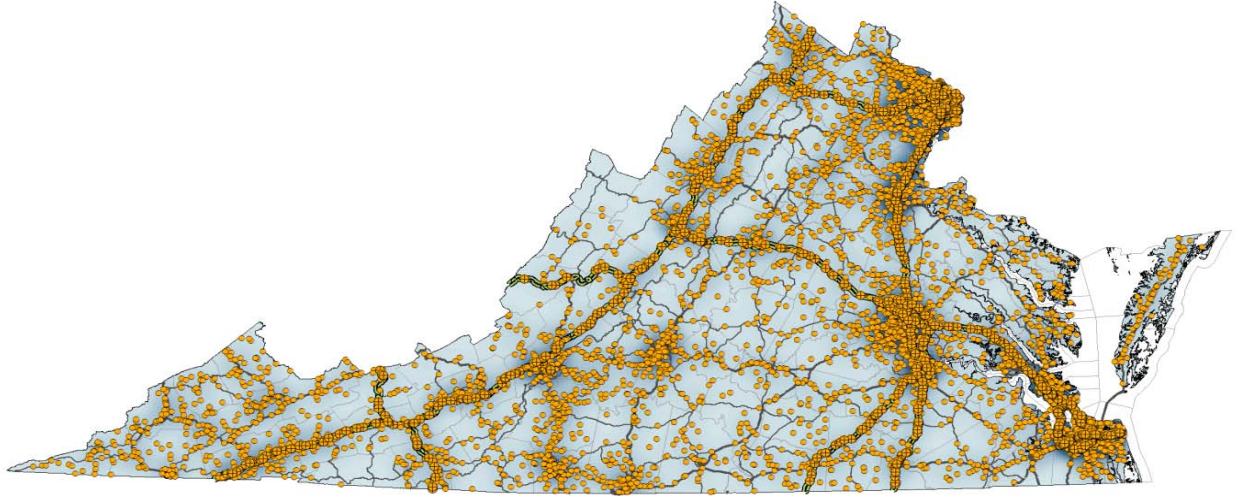
## Serious Injuries

Goal C-2 Serious Injuries: To decrease **serious injuries** in traffic crashes 11 percent from the 2012 calendar base year of 10,130 to 9,061 by December 31, 2014.

	Baseline Data					Goal
	2008	2009	2010	2011	2012	
<b>Serious Injuries</b>	16,540	13,120	11,736	10,900	10,130	9,061

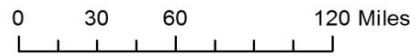


Justification: Virginia selected a 11 percent reduction in serious injuries as a more achievable goal vs. the 3-year moving average trend line of a 38 percent reduction or a 33 percent reduction for the 5-year moving average.



### 2012 Serious Injury Crashes in Virginia

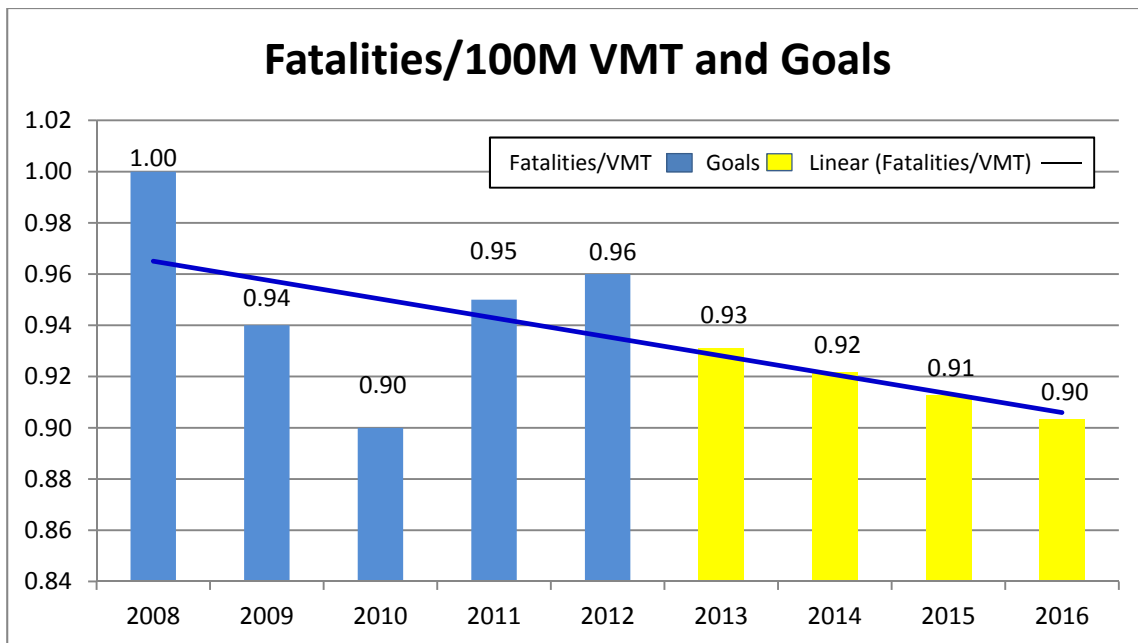
- Interstate Crashes
- Non-Interstate Crashes



## Fatalities/VMT

Goal C-3a: To decrease **fatalities** per 100M VMT 3 percent from the 2012 calendar base year of 0.96 to 0.93 by December 31, 2014.

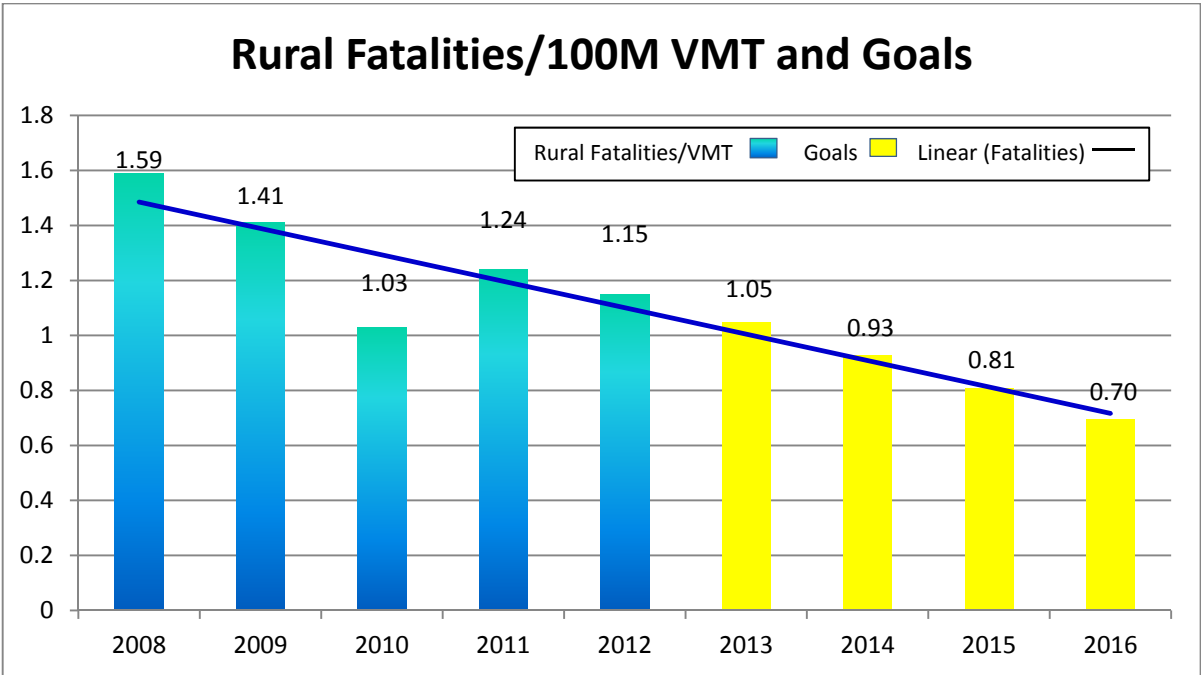
	Baseline Data					Goal
	2008	2009	2010	2011	2012	
<b>Fatalities(per 100M VMT)</b>	1.00	0.94	0.90	0.95	0.96	0.93



Justification: Virginia selected a 3 percent reduction in fatalities per 100M VMT as a more achievable goal vs. the 3-year moving average trend line of a 10 percent reduction or a 5 percent reduction for the 5-year moving average.

Goal C-3b: To decrease **rural fatalities** per 100M VMT 9 percent from the 2012 calendar base year of 1.15 to 1.05 by December 31, 2014.

	Baseline Data					Goal
	2008	2009	2010	2011	2012	1.05
<b>Rural Fatalities (per 100M VMT)</b>	1.59	1.41	1.03	1.24	1.15	

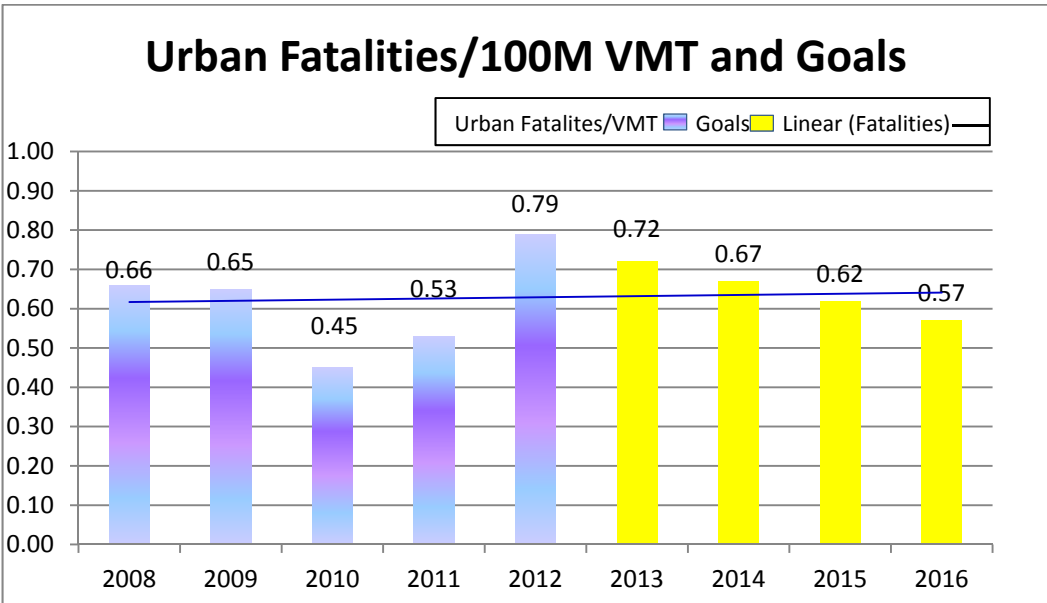


Justification: Virginia selected the 5-year moving average trend line of a 9 percent reduction in rural fatalities per 100M VMT as a more achievable goal vs. a 20 percent reduction for the 3-year moving average.

Goal C-3c: To decrease **urban fatalities** per 100M VMT 9 percent from the 2012 calendar base year of 0.79 to 0.72 by December 31, 2014.

	Baseline Data					Goal
	2008	2009	2010	2011	2012	0.72
<b>Urban Fatalities (per 100 VMT)</b>	0.66	0.65	0.45	0.53	0.79	

**Note:** The source of information for fatalities is from FARS data; 2012 VMT information is estimated.



Justification: Virginia selected the 5-year moving average trend line of a 9 percent reduction for urban fatalities per 100M VMT as a more achievable goal vs. a 17 percent reduction for the 3-year moving average.

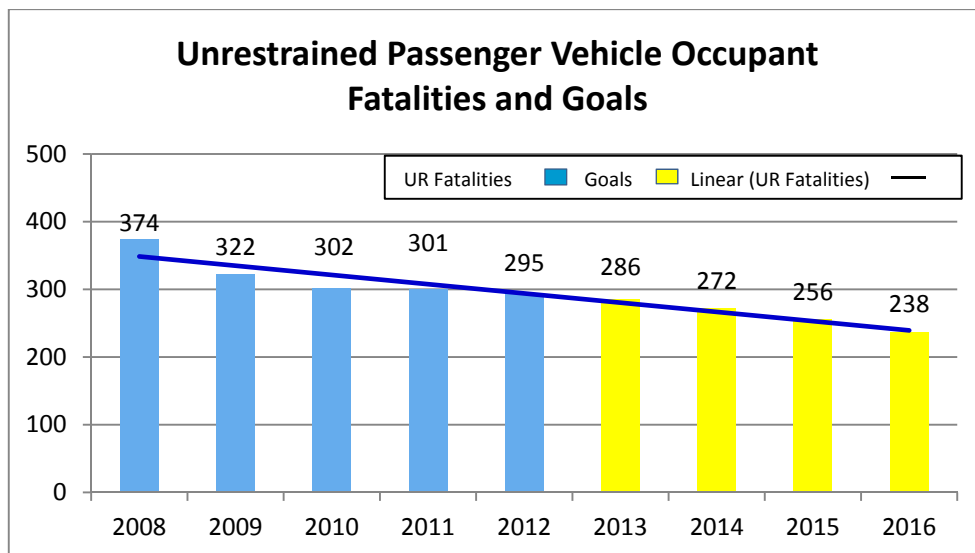
## Occupant Protection Program Area

Of occupants killed in Virginia crashes, 53 percent were not wearing safety restraints (slightly above the national average of 50 percent.) Virginia has a secondary seat belt law which at times makes it a challenge to aggressively enforce seat belt usage. To address these issues, Virginia has occupant protection (OP) as a key focus area in its HSP, SHSP and has developed a statewide, strategic occupant protection plan.

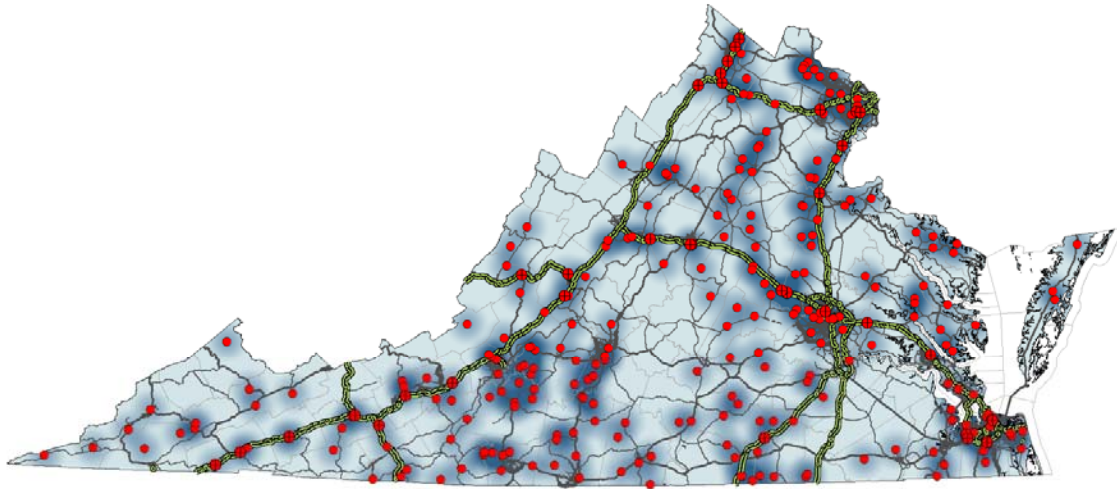
These plans include innovative strategies and funding that will assist our efforts to increase overall seat belt use (particularly during night time and with rural and pickup truck usage); and decrease unrestrained fatalities during the most critical time periods and locations. Programs that will address this area include: statewide traffic enforcement and Click It or Ticket campaigns; enforcement training, child passenger safety education; public information campaigns and training; seat belt program evaluation, child passenger safety programs. Additionally, in July 2013, Virginia will conduct an assessment of its occupant protection program to provide additional insight for its OP initiatives.

Goal C-4: To decrease **unrestrained** passenger vehicle occupant fatalities in all seating positions 3 percent from the 2012 calendar base year of 295 to 286 by December 31, 2014.

	Baseline Data					Goal
	2008	2009	2010	2011	2012	286
<b>Unrestrained Passenger Vehicle Occupant Fatalities</b>	374	322	302	301	295	




Justification: Virginia selected a 3 percent reduction in unrestrained passenger vehicle occupant fatalities as a more achievable goal vs. the 5-year moving average trend line of an 8 percent or 16 percent reduction for the 3-year moving average.



**2012 Fatal Crashes Involving Unbelted Occupants in Virginia**

- Interstate Crashes
- Non-Interstate Crashes



### **Strategies**

1. To implement a statewide, high visibility seat belt enforcement campaign with particular emphasis on high activity locations with a supporting media campaign to educate the public on the importance of using safety belts and an enforcement mobilization for two weeks in May 2014, and one week in November 2014 (CTW Chapter 2-2.1, 3.1)
2. To cover 85 percent of Virginia's population with law enforcement participating in the Click It or Ticket Campaign by June 2014 (CTW Chapter 2-2.1, 3.1)
3. To conduct pre-and-post mobilization observational surveys of safety belt use by June 2014 (CTW Chapter 2-2.1, 3.1)
4. To conduct a minimum of 4, one-day law enforcement TOPS (Traffic Occupant Protection Strategies) safety training workshops by September 2014. (CTW Chapter 2-2.1, 3.1)
5. To conduct 50 occupant protection selective enforcement activities (CTW Chapter 2-2.3)
6. To combine selective enforcement of seat belt laws with enforcement of alcohol related laws during night time hours (CTW Chapter 2-2.2)
7. To cover at least 85 percent of Virginia's low-income population with information through Virginia's Child Passenger Safety and Education Campaign by September 2014. (CTW Chapter 2-2.1, 3.1)
8. To conduct at least 4, 32-hour CPS Technical Certification Classes regionally to meet the NHTSA standard by September 2014 (CTW Chapter 2-2.1, 3.1)
9. To expand the number of safety seat check stations from 105 to 110 and the number of child safety restraints inspected from 4,441 to at minimum 4,663. (CTW Chapter 2- 7.3)



10. To provide statewide access to child safety restraints through the Low Income Safety Seat Distribution Program that will provide at minimum of 14525 child safety restraints to parents /guardians who are eligible. (CTW Chapter 2- 7.2)
11. To coordinate and conduct 3 child passenger technician refresher trainings, 3 NHTSA Standardized Child Passenger Safety Certification trainings, 1 NHTSA Renewal Training, 1 Child Passenger Safety Special needs certification training. (CTW Chapter 2 – 3.1)
12. To conduct 1 youth buckle up campaign for middle and high school students to promote seat belt use. (CTW Chapter 2- 5.1)

Occupant Protection: Budget Summary

Project Number	Project Title	Budget	Budget Source
M0OP	Occupant Protection	\$647,884.00	402 Occupant Protection-MAP 21
405b OP Low	Occupant Protection	\$878,134.00	405b Occupant Protection Low-MAP 21
K 3	Occupant Protection	\$373,693.00	2011 Child Seat Incentive
<b>Total All Funds</b>		<b>\$1,899,711.00</b>	

<b>OCCUPANT PROTECTION</b>			
Sub Grantee Name	Project Number	Project Title	Amount Approved
Accomack County	M0OP-2014-54349-5597	Selective Enforcement - Occupant Protection	\$3,780.00
Buena Vista City	M0OP-2014-54124-5372	Selective Enforcement - Occupant Protection	\$3,000.00
Chesapeake City	M0OP-2014-54231-5479	Selective Enforcement - Occupant Protection	\$13,464.00
Clarksville Town	M0OP-2014-54285-5533	Selective Enforcement - Occupant Protection	\$1,800.00
Exmore Town	M0OP-2014-54122-5370	Selective Enforcement - Occupant Protection	\$750.00
Franklin County	M0OP-2014-54218-5466	Selective Enforcement - Occupant Protection	\$2,500.00
Henrico County	M0OP-2014-54321-5569	Selective Enforcement - Occupant Protection	\$11,400.00
Nottoway County	M0OP-2014-54152-5400	Selective Enforcement - Occupant Protection	\$1,440.00
Onley Town	M0OP-2014-54346-5594	Selective Enforcement - Occupant Protection	\$900.00

Powhatan County	M0OP-2014-54150-5398	Selective Enforcement - Occupant Protection	\$4,500.00
Richmond City	M0OP-2014-54287-5535	Selective Enforcement - Occupant Protection	\$7,500.00
Rockbridge County	M0OP-2014-54210-5458	Selective Enforcement - Occupant Protection	\$3,600.00
Smithfield Town	M0OP-2014-54375-5623	Selective Enforcement - Occupant Protection	\$2,250.00
South Hill Town	M0OP-2014-54047-5295	Selective Enforcement - Occupant Protection	\$10,500.00
University of Richmond	M0OP-2014-54312-5560	Selective Enforcement - Occupant Protection	\$4,000.00
Victoria Town	M0OP-2014-54354-5602	Selective Enforcement - Occupant Protection	\$3,500.00
Virginia Department of Motor Vehicles	M0OP-2014-54434-5682	VAHSO Occupant Protection Media	\$573,000.00
Alleghany County	M2HVE-2014-54304-5552	Selective Enforcement - Occupant Protection	\$3,000.00
Amherst County	M2HVE-2014-54064-5312	Selective Enforcement - Occupant Protection	\$2,240.00
Arlington County	M2HVE-2014-54308-5556	Selective Enforcement - Occupant Protection	\$3,000.00
Ashland Town	M2HVE-2014-54194-5442	Selective Enforcement - Occupant Protection	\$4,218.00
Bedford City	M2HVE-2014-54295-5543	Selective Enforcement - Occupant Protection	\$3,038.00
Blacksburg Town	M2HVE-2014-54217-5465	Selective Enforcement - Occupant Protection	\$2,800.00
Campbell County	M2HVE-2014-54211-5459	Selective Enforcement - Occupant Protection	\$2,700.00
Christiansburg Town	M2HVE-2014-54276-5524	Selective Enforcement - Occupant Protection	\$4,690.00
Dublin Town	M2HVE-2014-54131-5379	Selective Enforcement - Occupant Protection	\$3,000.00
Fairfax County	M2HVE-2014-54337-5585	Selective Enforcement - Occupant Protection	\$30,000.00
Gloucester County	M2HVE-2014-54188-5436	Selective Enforcement - Occupant Protection	\$3,500.00
Henry County	M2HVE-2014-54234-5482	Selective Enforcement - Occupant Protection	\$5,100.00

Hopewell City	M2HVE-2014-54447-5695	Selective Enforcement - Occupant Protection	\$3,520.00
Isle of Wight County	M2HVE-2014-54294-5542	Selective Enforcement - Occupant Protection	\$5,695.00
James City County	M2HVE-2014-54339-5587	Selective Enforcement - Occupant Protection	\$4,620.00
Lexington City	M2HVE-2014-54203-5451	Selective Enforcement - Occupant Protection	\$3,000.00
Martinsville City	M2HVE-2014-54216-5464	Selective Enforcement - Occupant Protection	\$26,010.00
Montgomery County	M2HVE-2014-54092-5340	Selective Enforcement - Occupant Protection	\$7,650.00
New Kent County	M2HVE-2014-54084-5332	Selective Enforcement - Occupant Protection	\$5,250.00
NSU Office of Sponsored Programs	M2HVE-2014-54358-5606	Selective Enforcement - Occupant Protection	\$3,750.00
Old Dominion University	M2HVE-2014-54045-5293	Selective Enforcement - Occupant Protection	\$9,200.00
Onancock Town	M2HVE-2014-54126-5374	Selective Enforcement - Occupant Protection	\$9,640.00
Portsmouth City	M2HVE-2014-54243-5491	Selective Enforcement - Occupant Protection	\$5,218.00
Prince Edward County	M2HVE-2014-54372-5620	Selective Enforcement - Occupant Protection	\$1,200.00
Prince George County	M2HVE-2014-54454-5702	Selective Enforcement - Occupant Protection	\$5,250.00
Roanoke City	M2HVE-2014-54416-5664	Selective Enforcement - Occupant Protection	\$11,200.00
Roanoke County	M2HVE-2014-54169-5417	Selective Enforcement - Occupant Protection	\$12,000.00
Salem City	M2HVE-2014-54278-5526	Selective Enforcement - Occupant Protection	\$4,000.00
South Boston Town	M2HVE-2014-54249-5497	Selective Enforcement - Occupant Protection	\$3,945.00
Stafford County	M2HVE-2014-54079-5327	Selective Enforcement - Occupant Protection	\$10,500.00
Suffolk City	M2HVE-2014-54113-5361	Selective Enforcement - Occupant Protection	\$2,317.00
Virginia Beach City	M2HVE-2014-54181-5429	Selective Enforcement - Occupant Protection	\$65,102.00
Virginia Department of State Police	M2HVE-2014-54115-5363	Selective Enforcement - Occupant Protection	\$112,520.00

Westmoreland County	M2HVE-2014-54359-5607	Selective Enforcement - Occupant Protection	\$3,000.00
Old Dominion University Research Foundation	M2OP-2014-54325-5573	Virginia Occupant Protection Evaluations: Anytime Programs for High-Risk Areas	\$179,002.00
Old Dominion University Research Foundation	M2OP-2014-54323-5571	Virginia Seat Belt and CORE Survey 2014	\$191,501.00
Drive Smart Virginia	M2PE-2014-54403-5651	Occupant Protection Traffic Safety Education and Outreach Initiative	\$125,758.00
Safe Kids Coalition - Children's Hospital of the King's Daughters	K3-2014-54036-5284	Child Passenger Safety Program	\$21,160.00
Virginia Commonwealth University	K3-2014-54222-5470	TSTC - OP Coordinator	\$110,983.00
Virginia Department of Health	K3-2014-54394-5642	Child Transportation Safety Grant	\$237,050.00
Wythe County	K3-2014-54178-5426	Selective Enforcement - Occupant Protection	\$4,500.00
<b>Total</b>			<b>\$1,899,711.00</b>

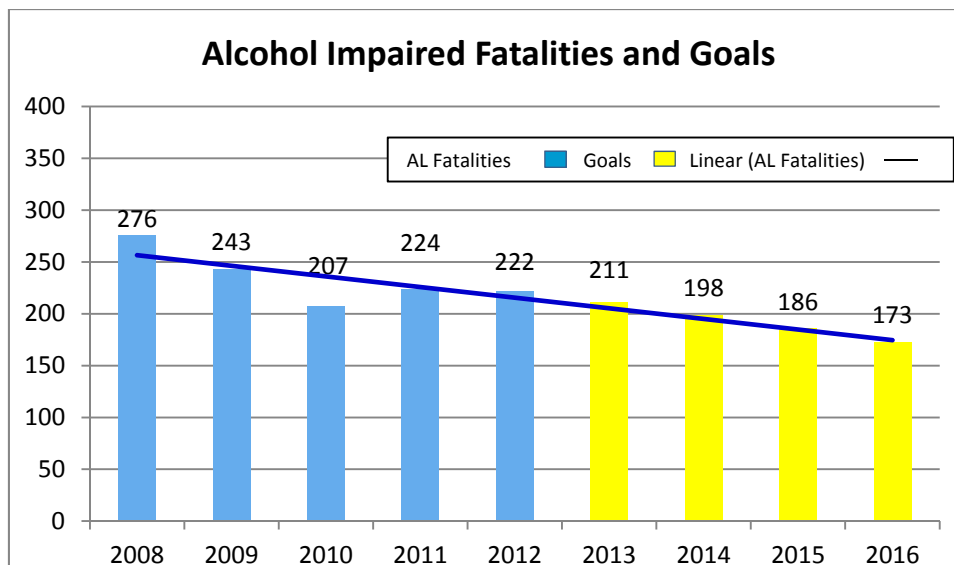
## Alcohol Impaired Driving Program Area

In Virginia, almost one out of three fatalities (32 percent) involved alcohol impaired driving. The average age of the drinking driver killer is 51. 99 percent of the fatalities occurred on non-interstate roadways with 69 percent occurring between 6 pm and 3 am. Drinking drivers age 35 and below continue to represent the majority of drivers involved in fatal crashes. The top 7 localities for alcohol-related fatalities were (1) Prince William County, (2-4) Norfolk City, Chesterfield County and Fairfax County (all tied), (3-7) Franklin County, Chesapeake City and Virginia Beach City (all tied).

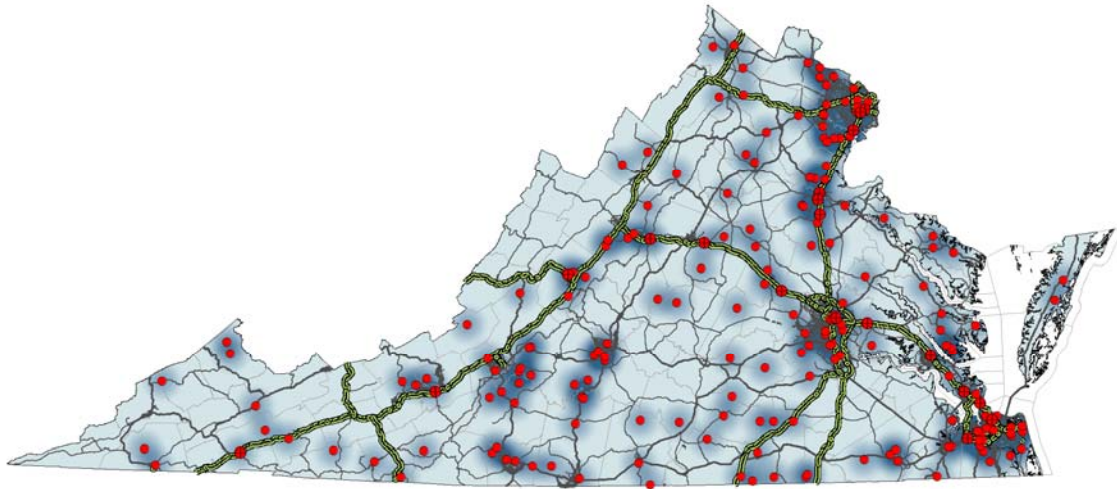
Innovative strategies to address this area should focus on non-interstate roadways; between the hours of 6 pm and 3 am as well as public information and education campaigns and paid media (i.e. Conduct Checkpoint Strike force Campaign); overtime for selective enforcement; a resource prosecutor; enforcement training, curriculum development and materials; training and information conference focusing on DUI and other traffic safety issues.

Goal C-5: To decrease **alcohol impaired** driving fatalities 5 percent from the 2012 calendar base year of 222 to 211 by December 31, 2014.

	Baseline Data					Goal
	2008	2009	2010	2011	2012	
<b>Alcohol Impaired Driving Fatalities (FARS)</b>	276	243	207	224	222	211




Justification: Virginia selected the 5-year moving average trend line of a 5 percent reduction in alcohol impaired fatalities as a more achievable goal vs. a 9 percent reduction for the 3-year moving average.



### 2012 Fatal Crashes Involving Alcohol in Virginia

- Interstate Crashes
- Non-Interstate Crashes



### Strategies

1. Implement a statewide DUI Checkpoint Strike Force campaign (to include saturation patrols and checkpoints) supported with a comprehensive (earned and paid) media component year round with special emphasis between the months of July and January (CTW, Chapter 1, Section(s) 2.1, 2.2, 2.3, 2.4, 2.5, 5.2)
2. Conduct a minimum of 100 DUI Checkpoints and the use of Low Manpower Checkpoints (CTW, Chapter 1, Section(s) 2.1, 2.2, 2.3)
3. Conduct a minimum of 20 mandatory trainings on the standards for impaired driving (CTW, Chapter 1, Section(s) 2.3)
4. Conduct ARIDE training throughout Virginia - 4 per year, 1 per quarter (CTW, Chapter 1, Section(s) 7.1, 7.3)
5. Conduct a statewide judiciary conference training judges on DUI and other traffic safety issues (CTW, Chapter 1, Section(s) 3.1, 3.2, 3.3, 3.4)
6. Conduct a minimum of 30 trainings on breath alcohol test equipment (CTW, Chapter 1, Section(s) 2.3)
7. Conduct a statewide training session for Virginia drug court staff (CTW, Chapter 1, Section(s) 3.1, 4.4)

### Alcohol Program Area: Budget Summary

Project Number	Project Title	Budget	Budget Source
154 AL	Alcohol	\$6,673,942.00	154 Transfer
K8	410 Alcohol	\$1,879,690.00	410 Alcohol
AL	Alcohol	\$54,994.00	402 Alcohol NHTSA
<b>Total All Funds</b>		<b>\$8,608,626.00</b>	

ALCOHOL			
Sub Grantee Name	Project Number	Project Title	Amount Approved
Accomack County	154AL-2014-54320-5568	Selective Enforcement – Alcohol	\$20,620.00
Amelia County	154AL-2014-54427-5675	Selective Enforcement – Alcohol	\$20,959.00
Appalachia Town	154AL-2014-54204-5452	Selective Enforcement – Alcohol	\$6,890.00
Appomattox County	154AL-2014-54088-5336	Selective Enforcement – Alcohol	\$10,400.00
Arlington County	154AL-2014-54281-5529	Selective Enforcement – Alcohol	\$19,075.00
Ashland Town	154AL-2014-54193-5441	Selective Enforcement – Alcohol	\$5,828.00
Augusta County	154AL-2014-54004-5252	Selective Enforcement – Alcohol	\$30,390.00
Bedford City	154AL-2014-54200-5448	Selective Enforcement – Alcohol	\$7,570.00
Bedford County	154AL-2014-54067-5315	Selective Enforcement – Alcohol	\$20,174.00
Big Stone Gap Town	154AL-2014-54438-5686	Selective Enforcement – Alcohol	\$14,450.00
Bland County	154AL-2014-54453-5701	Selective Enforcement – Alcohol	\$16,600.00
Bluefield Town	154AL-2014-54006-5254	Selective Enforcement – Alcohol	\$13,733.00
Buena Vista City	154AL-2014-54099-5347	Selective Enforcement – Alcohol	\$5,400.00
Campbell County	154AL-2014-54087-5335	Selective Enforcement – Alcohol	\$10,050.00
Cedar Bluff Town	154AL-2014-54238-5486	Selective Enforcement – Alcohol	\$5,968.00
Charlotte County	154AL-2014-54348-5596	Selective Enforcement – Alcohol	\$11,600.00
Charlottesville City	154AL-2014-54374-5622	Selective Enforcement – Alcohol	\$9,300.00
Chesapeake City	154AL-2014-54197-5445	Selective Enforcement – Alcohol	\$25,080.00
Chesterfield County	154AL-2014-54050-5298	Selective Enforcement – Alcohol	\$142,047.00

Chilhowie Town	154AL-2014-54039-5287	Selective Enforcement – Alcohol	\$3,998.00
Clarke County	154AL-2014-54046-5294	Selective Enforcement – Alcohol	\$6,000.00
Colonial Heights City	154AL-2014-54071-5319	Selective Enforcement – Alcohol	\$6,000.00
Craig County	154AL-2014-54355-5603	Selective Enforcement – Alcohol	\$11,950.00
Culpeper County	154AL-2014-54248-5496	Selective Enforcement – Alcohol	\$24,300.00
Damascus Town	154AL-2014-54120-5368	Selective Enforcement – Alcohol	\$6,150.00
Dinwiddie County	154AL-2014-54264-5512	Selective Enforcement – Alcohol	\$10,898.00
Emporia City	154AL-2014-54280-5528	Selective Enforcement – Alcohol	\$13,622.00
Floyd County	154AL-2014-54061-5309	Selective Enforcement – Alcohol	\$13,640.00
Fluvanna County	154AL-2014-54344-5592	Selective Enforcement – Alcohol	\$14,388.00
Frederick County	154AL-2014-54247-5495	Selective Enforcement – Alcohol	\$33,865.00
Gate City Town	154AL-2014-54083-5331	Selective Enforcement – Alcohol	\$6,750.00
Goochland County	154AL-2014-54056-5304	Selective Enforcement – Alcohol	\$12,575.00
Grayson County	154AL-2014-54094-5342	Selective Enforcement – Alcohol	\$14,904.00
Halifax County	154AL-2014-54297-5545	Selective Enforcement – Alcohol	\$10,048.00
Hanover County	154AL-2014-54076-5324	Selective Enforcement – Alcohol	\$60,904.00
Harrisonburg City	154AL-2014-54272-5520	Selective Enforcement – Alcohol	\$25,000.00
Haymarket Town	154AL-2014-54255-5503	Selective Enforcement – Alcohol	\$8,550.00
Henrico County	154AL-2014-54329-5577	Selective Enforcement – Alcohol	\$181,856.00
Henry County	154AL-2014-54229-5477	Selective Enforcement – Alcohol	\$20,814.00
Herndon Town	154AL-2014-54011-5259	Selective Enforcement – Alcohol	\$23,500.00
Hopewell City	154AL-2014-54430-5678	Selective Enforcement – Alcohol	\$6,400.00
Isle of Wight County	154AL-2014-54292-5540	Selective Enforcement – Alcohol	\$25,050.00
James City County	154AL-2014-54342-5590	Selective Enforcement – Alcohol	\$22,095.00
Lee County	154AL-2014-54148-5396	Selective Enforcement – Alcohol	\$20,500.00
Marion Town	154AL-2014-54199-5447	Selective Enforcement – Alcohol	\$16,125.00
Mathews County	154AL-2014-54192-5440	Selective Enforcement – Alcohol	\$6,000.00
Mecklenburg County	154AL-2014-54166-5414	Selective Enforcement – Alcohol	\$21,920.00
Middlesex County	154AL-2014-54049-5297	Selective Enforcement – Alcohol	\$9,936.00
Montgomery County	154AL-2014-54090-5338	Selective Enforcement – Alcohol	\$14,146.00
Narrows Town	154AL-2014-54105-5353	Selective Enforcement – Alcohol	\$12,250.00



Nelson County	154AL-2014-54023-5271	Selective Enforcement – Alcohol	\$10,900.00
New Kent County	154AL-2014-54096-5344	Selective Enforcement – Alcohol	\$24,100.00
New Kent County	154AL-2014-54277-5525	Selective Enforcement – Alcohol	\$29,700.00
Newport News City	154AL-2014-54054-5302	Selective Enforcement – Alcohol	\$57,297.00
Norfolk City	154AL-2014-54102-5350	Selective Enforcement – Alcohol	\$40,484.00
Northumberland County	154AL-2014-54164-5412	Selective Enforcement – Alcohol	\$6,400.00
Norton City	154AL-2014-54013-5261	Selective Enforcement – Alcohol	\$19,050.00
Nottoway County	154AL-2014-54230-5478	Selective Enforcement – Alcohol	\$5,754.00
Page County	154AL-2014-54100-5348	Selective Enforcement – Alcohol	\$10,163.00
Petersburg	154AL-2014-54010-5258	Selective Enforcement – Alcohol	\$73,500.00
Poquoson City	154AL-2014-54072-5320	Selective Enforcement – Alcohol	\$13,607.00
Portsmouth City	154AL-2014-54185-5433	Selective Enforcement – Alcohol	\$45,948.00
Powhatan County	154AL-2014-54380-5628	Selective Enforcement – Alcohol	\$15,000.00
Prince George County	154AL-2014-54458-5706	Selective Enforcement – Alcohol	\$5,650.00
Prince William County	154AL-2014-54165-5413	Selective Enforcement – Alcohol	\$170,000.00
Pulaski County	154AL-2014-54201-5449	Selective Enforcement – Alcohol	\$19,040.00
Radford City	154AL-2014-54031-5279	Selective Enforcement – Alcohol	\$12,545.00
Richlands Town	154AL-2014-54237-5485	Selective Enforcement – Alcohol	\$17,093.00
Richmond County	154AL-2014-54038-5286	Selective Enforcement – Alcohol	\$10,000.00
Roanoke City	154AL-2014-54386-5634	Selective Enforcement – Alcohol	\$18,824.00
Roanoke County	154AL-2014-54163-5411	Selective Enforcement – Alcohol	\$24,300.00
Rockbridge County	154AL-2014-54154-5402	Selective Enforcement – Alcohol	\$10,400.00
Rockingham County	154AL-2014-54158-5406	Selective Enforcement – Alcohol	\$33,600.00
Russell County	154AL-2014-54261-5509	Selective Enforcement – Alcohol	\$19,282.00
Salem City	154AL-2014-54289-5537	Selective Enforcement – Alcohol	\$11,200.00
Saltville Town	154AL-2014-54198-5446	Selective Enforcement – Alcohol	\$8,250.00
Scott County	154AL-2014-54309-5557	Selective Enforcement – Alcohol	\$10,750.00
South Boston Town	154AL-2014-54246-5494	Selective Enforcement – Alcohol	\$9,405.00
Spotsylvania County	154AL-2014-54112-5360	Selective Enforcement – Alcohol	\$72,368.00
Stafford County	154AL-2014-54033-5281	Selective Enforcement – Alcohol	\$52,000.00
Stanley Town	154AL-2014-54257-5505	Selective Enforcement – Alcohol	\$4,000.00

Strasburg Town	154AL-2014-54313-5561	Selective Enforcement – Alcohol	\$7,450.00
Suffolk City	154AL-2014-54086-5334	Selective Enforcement – Alcohol	\$14,492.00
Sussex County	154AL-2014-54389-5637	Selective Enforcement – Alcohol	\$5,060.00
Tappahannock Town	154AL-2014-54145-5393	Selective Enforcement – Alcohol	\$5,400.00
Virginia Beach City	154AL-2014-54172-5420	Selective Enforcement – Alcohol	\$54,420.00
Virginia Commonwealth University	154AL-2014-54334-5582	Selective Enforcement – Alcohol	\$21,300.00
Virginia Department of Alcohol & Beverage Control	154AL-2014-54063-5311	Selective Enforcement – Alcohol	\$99,600.00
Virginia Department of State Police	154AL-2014-54183-5431	Selective Enforcement – Alcohol	\$782,258.00
Washington County	154AL-2014-54129-5377	Selective Enforcement – Alcohol	\$27,099.00
Weber City Town	154AL-2014-54395-5643	Selective Enforcement – Alcohol	\$10,350.00
West Point Town	154AL-2014-54143-5391	Selective Enforcement – Alcohol	\$8,060.00
Westmoreland County	154AL-2014-54227-5475	Selective Enforcement – Alcohol	\$21,400.00
Williamsburg City	154AL-2014-54156-5404	Selective Enforcement – Alcohol	\$17,347.00
Winchester City	154AL-2014-54042-5290	Selective Enforcement – Alcohol	\$25,624.00
Wise County	154AL-2014-54282-5530	Selective Enforcement – Alcohol	\$27,150.00
Wise Town	154AL-2014-54393-5641	Selective Enforcement – Alcohol	\$12,708.00
Wytheville Town	154AL-2014-54411-5659	Selective Enforcement – Alcohol	\$21,202.00
York County	154AL-2014-54159-5407	Selective Enforcement – Alcohol	\$31,810.00
Drive Safe Hampton Roads	154AL-2014-54241-5489	Surviving The Drive	\$19,214.00
Supreme Court of Virginia	154AL-2014-54433-5681	Alcohol-Impaired Driving Education Conference for Substitute Judges	\$92,319.00
Virginia Department of Criminal Justice Services	154AL-2014-54116-5364	SFST Training Program	\$109,691.00
Virginia Department of Motor Vehicles	154AL-2014-54407-5655	eSummons/VASAP/DUI Tracking	\$1,805,000.00
Virginia Department of Motor Vehicles	154AL-2014-54452-5700	FY2014 Law Enforcement Liaisons (Alcohol focus)	\$152,300.00
Virginia Department of Motor Vehicles	154AL-2014-54443-5691	VAHSO Paid Media-Alcohol	\$249,500.00
Washington Regional Alcohol Program	154AL-2014-54336-5584	2013-2014 Virginia Checkpoint Strikeforce Campaign	\$1,132,310.00

Alexandria City	K8-2014-54032-5280	Selective Enforcement – Alcohol	\$30,325.00
Alleghany County	K8-2014-54303-5551	Selective Enforcement – Alcohol	\$6,000.00
Amherst County	K8-2014-54062-5310	Selective Enforcement – Alcohol	\$12,480.00
Blacksburg Town	K8-2014-54214-5462	Selective Enforcement – Alcohol	\$14,680.00
Blackstone Town	K8-2014-54012-5260	Selective Enforcement – Alcohol	\$5,130.00
Botetourt County	K8-2014-54221-5469	Selective Enforcement – Alcohol	\$8,190.00
Buchanan County	K8-2014-54016-5264	Selective Enforcement – Alcohol	\$24,680.00
Buckingham County	K8-2014-54405-5653	Selective Enforcement – Alcohol	\$17,500.00
Caroline County	K8-2014-54136-5384	Selective Enforcement – Alcohol	\$22,200.00
Chatham Town	K8-2014-54104-5352	Selective Enforcement – Alcohol	\$10,750.00
Christiansburg Town	K8-2014-54017-5265	Selective Enforcement – Alcohol	\$12,245.00
Clarksville Town	K8-2014-54284-5532	Selective Enforcement – Alcohol	\$2,550.00
Coeburn Town	K8-2014-54267-5515	Selective Enforcement – Alcohol	\$5,800.00
Covington City	K8-2014-54302-5550	Selective Enforcement – Alcohol	\$3,000.00
Crewe Town	K8-2014-54254-5502	Selective Enforcement – Alcohol	\$8,350.00
Cumberland County	K8-2014-54399-5647	Selective Enforcement – Alcohol	\$12,220.00
Danville City	K8-2014-54367-5615	Selective Enforcement – Alcohol	\$7,424.00
Dickenson County	K8-2014-54147-5395	Selective Enforcement – Alcohol	\$14,315.00
Dublin Town	K8-2014-54025-5273	Selective Enforcement – Alcohol	\$5,925.00
Fairfax City	K8-2014-54020-5268	Selective Enforcement – Alcohol	\$21,600.00
Fairfax County	K8-2014-54275-5523	Selective Enforcement – Alcohol	\$220,675.00
Falls Church City	K8-2014-54390-5638	Selective Enforcement – Alcohol	\$5,000.00
Farmville Town	K8-2014-54040-5288	Selective Enforcement – Alcohol	\$34,800.00
Fauquier County	K8-2014-54022-5270	Selective Enforcement – Alcohol	\$40,000.00
Franklin County	K8-2014-54215-5463	Selective Enforcement – Alcohol	\$11,950.00
Galax City	K8-2014-54322-5570	Selective Enforcement – Alcohol	\$26,400.00
Gloucester County	K8-2014-54051-5299	Selective Enforcement – Alcohol	\$13,290.00
Greene County	K8-2014-54357-5605	Selective Enforcement – Alcohol	\$7,500.00
Gretna Town	K8-2014-54383-5631	Selective Enforcement – Alcohol	\$3,750.00
King & Queen County	K8-2014-54242-5490	Selective Enforcement – Alcohol	\$11,000.00

Lawrenceville Town	K8-2014-54250-5498	Selective Enforcement – Alcohol	\$7,963.00
Lexington City	K8-2014-54009-5257	Selective Enforcement – Alcohol	\$9,500.00
Loudoun/Leesburg/Sterling	K8-2014-54142-5390	Selective Enforcement – Alcohol	\$19,840.00
Louisa Town	K8-2014-54133-5381	Selective Enforcement – Alcohol	\$5,040.00
Manassas Park City	K8-2014-54161-5409	Selective Enforcement – Alcohol	\$20,000.00
Martinsville City	K8-2014-54207-5455	Selective Enforcement – Alcohol	\$20,667.00
Middletown Town	K8-2014-54251-5499	Selective Enforcement – Alcohol	\$3,100.00
Patrick County	K8-2014-54429-5677	Selective Enforcement – Alcohol	\$14,560.00
Pearisburg Town	K8-2014-54137-5385	Selective Enforcement – Alcohol	\$4,149.00
Pittsylvania County	K8-2014-54456-5704	Selective Enforcement – Alcohol	\$26,747.00
Prince Edward County	K8-2014-54212-5460	Selective Enforcement – Alcohol	\$14,300.00
Pulaski Town	K8-2014-54205-5453	Selective Enforcement – Alcohol	\$9,000.00
Purcellville Town	K8-2014-54068-5316	Selective Enforcement – Alcohol	\$3,350.00
Remington Town	K8-2014-54360-5608	Selective Enforcement – Alcohol	\$3,500.00
Richmond City	K8-2014-54153-5401	Selective Enforcement – Alcohol	\$93,550.00
Roanoke County	K8-2014-54327-5575	Selective Enforcement – Alcohol	\$29,300.00
Rocky Mount Town	K8-2014-54316-5564	Selective Enforcement – Alcohol	\$10,750.00
Smithfield Town	K8-2014-54270-5518	Selective Enforcement – Alcohol	\$8,340.00
Smyth County	K8-2014-54002-5250	Selective Enforcement – Alcohol	\$7,490.00
Southampton County	K8-2014-54097-5345	Selective Enforcement – Alcohol	\$22,360.00
Tazewell County	K8-2014-54428-5676	Selective Enforcement – Alcohol	\$17,950.00
Tazewell Town	K8-2014-54015-5263	Selective Enforcement – Alcohol	\$5,695.00
University of Richmond	K8-2014-54307-5555	Selective Enforcement – Alcohol	\$5,350.00
Vienna Town	K8-2014-54119-5367	Selective Enforcement – Alcohol	\$23,920.00
Vinton Town	K8-2014-54024-5272	Selective Enforcement – Alcohol	\$10,400.00
Wythe County	K8-2014-54177-5425	Selective Enforcement – Alcohol	\$6,134.00
Commonwealth Attorney's Services Council	K8-2014-54396-5644	TSRP, Advanced DUI, DUID	\$112,276.00
Commission on VASAP	K8-2014-54141-5389	Cinema P&E Campaign	\$11,615.00
Commission on VASAP	K8-2014-54057-5305	Commission on VASAP Conference	\$74,189.00
Drive Smart Virginia	K8-2014-54402-5650	Impaired Driving Traffic Safety Education and Outreach Initiative	\$32,878.00

MADD	K8-2014-54190-5438	MADD - Impaired Driving Safety Countermeasures	\$162,129.00
Supreme Court of Virginia	K8-2014-54370-5618	Reduce Impaired & Distracted Driving Crashes, Injuries & Fatalities	\$59,100.00
Virginia Department of Motor Vehicles	K8-2014-54078-5326	2014 Judicial Transportation Safety Conference	\$75,000.00
Virginia Department of Motor Vehicles	K8-2014-54460-5708	Alcohol/Drug Countermeasure Programs	\$16,500.00
Virginia Department of Forensic Science	K8-2014-54252-5500	DFS Breath Alcohol Training Program	\$174,499.00
Washington Regional Alcohol Program	K8-2014-54081-5329	2013-2014 Public Education and Information and Youth Outreach	\$138,820.00
Berryville Town	AL-2014-54373-5621	Selective Enforcement – Alcohol	\$4,000.00
Broadway Town	AL-2014-54350-5598	Selective Enforcement – Alcohol	\$3,000.00
Giles County	AL-2014-54235-5483	Selective Enforcement – Alcohol	\$5,010.00
Halifax Town	AL-2014-54168-5416	Selective Enforcement – Alcohol	\$8,700.00
Lynchburg City	AL-2014-54026-5274	Selective Enforcement – Alcohol	\$34,284.00
<b>Total</b>			<b>\$8,608,626.00</b>

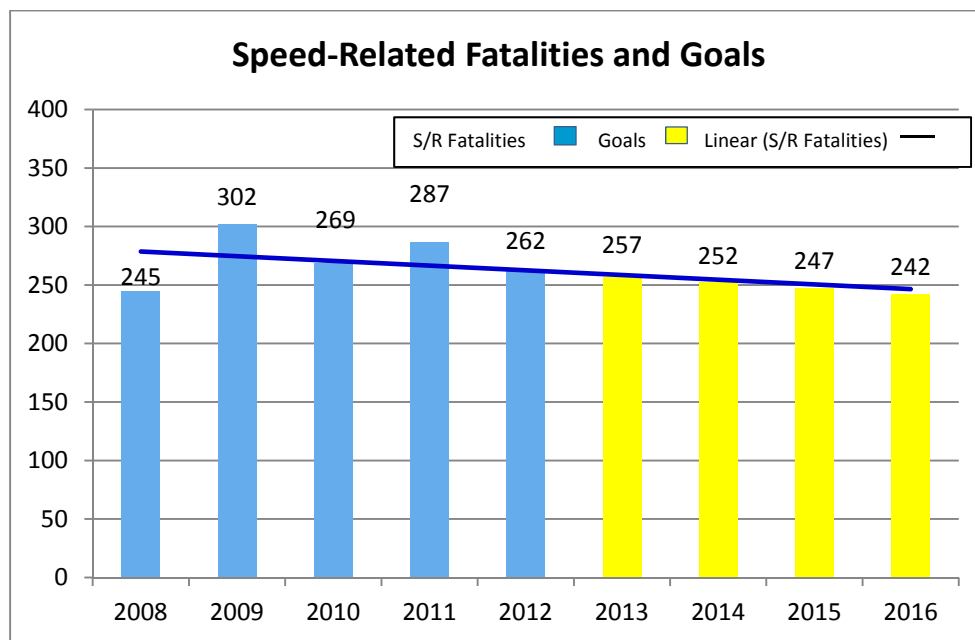
## Speed Related Program Area

There was a 7% increase in speed-related fatalities from 2008 to 2012. Forty-two percent (42%) of speed-related fatalities occurred on primary and secondary routes. Only 11% of the total speed-related fatalities occurred on interstates. Fairfax County, Pittsylvania County and Stafford County are the top 3 jurisdictions for speed-related fatalities.

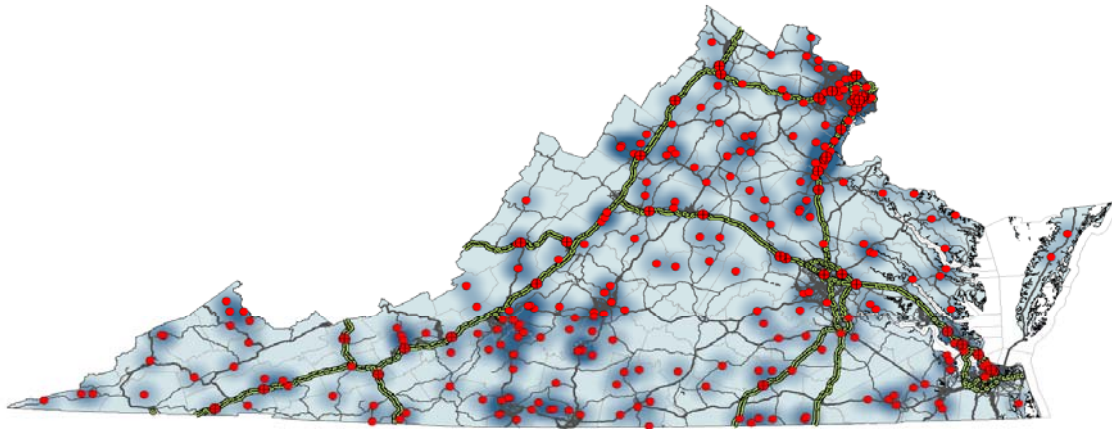
To address this area, targeted overtime, selective enforcement efforts (with speed equipment) focused on primary/secondary roadways; specifically within Fairfax, Pittsylvania and Stafford Counties will be implemented.

Goal C-6: To decrease **speed-related** fatalities 2% from the 2012 calendar base year of 262 to 257 by December 31, 2014.

	Baseline Data					Goal
	2008	2009	2010	2011	2012	257
<b>Speed Related Fatalities (FARS)</b>	245	302	269	287	262	




Justification: Virginia selected the 3-year moving average trend line of a 2 percent reduction in speed-related fatalities as a more achievable goal vs. a 1 percent increase for the 5-year moving average.



**2012 Fatal Crashes Involving Speed in Virginia**

- Interstate Crashes
- Non-Interstate Crashes



**Strategies:**

1. Conduct a minimum of 4 state high visibility speed enforcement campaigns (CTW, Chapter 3, Section(s) 2.2, 2.3)
2. Conduct a minimum 100 local high visibility speed enforcement campaigns (CTW, Chapter 3, Section(s) 2.2, 2.3)
3. VSP to conduct a minimum of 500 focused, speed operations (CTW, Chapter 3, Section(s) 2.2, 2.3)

**Speed Related Program Area: Budget Summary**

Project Number	Project Title	Budget	Budget Source
<b>SC</b>	Speed Control	\$1,447,373.00	NHTSA 402
<b>M0SC</b>	Speed Control	\$481,387.00	MAP 21 402
<b>Total All Funds</b>		<b>\$1,928,760.00</b>	

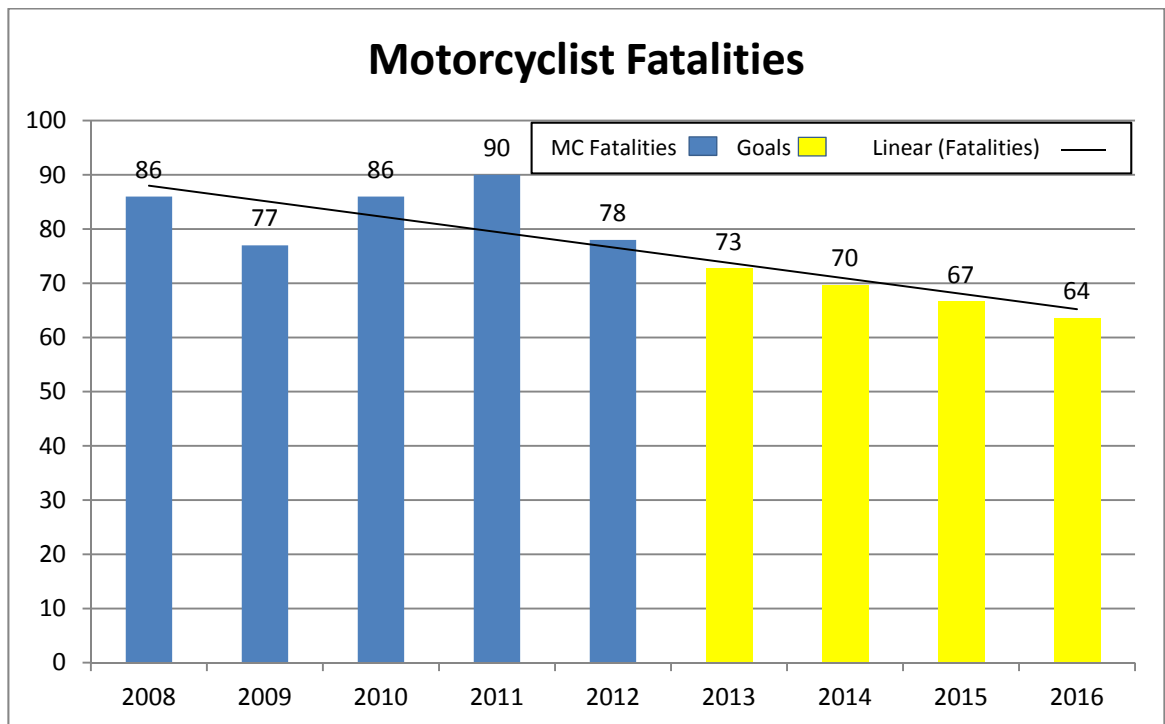
## Motorcycle Safety Program Area

In 2012, 78 motorcyclists were killed in fatal crashes in Virginia. Single vehicle crashes accounted for 49 percent of motorcycle fatal crashes and related to running off the road and hitting fixed objects or speeding too fast for the road conditions. Virginia has a very high helmet use rate experiencing only four unhelmeted fatalities. Sixty-five percent of the fatal crashes occurred during the spring/summer months of March, April, May, June, July and August.

Innovative strategies to address this area should focus on an awareness campaign to encourage rider training for motorcyclists, with emphasis on posted speed limits and highway conditions; basic, advanced, and sidecar trike education and training; and providing motorcycle awareness to new drivers through education provided in driver's education.

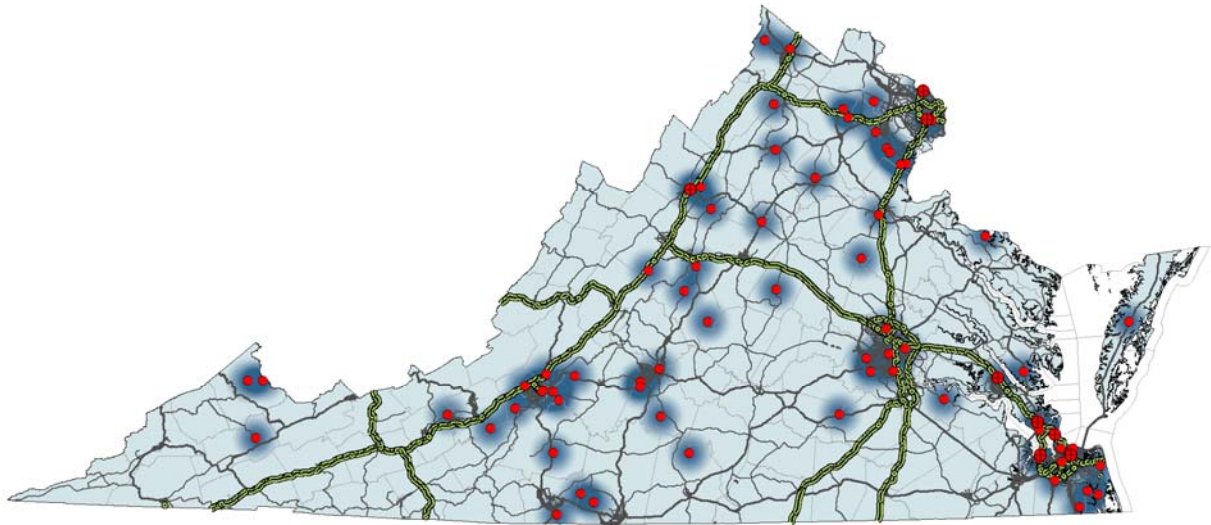
Goal C-7: To decrease **motorcyclist** fatalities 6% from the 2012 calendar base year of 78 to 73 by December 31, 2014.

Baseline Data						Goal
	2008	2009	2010	2011	2012	
<b>Motorcyclist Fatalities (FARS)</b>	86	77	86	90	78	73




Justification: Virginia selected the 3-year moving average trend line of a 6 percent reduction in motorcyclist fatalities as a more achievable goal vs. an 8 percent increase for the 5-year moving average.





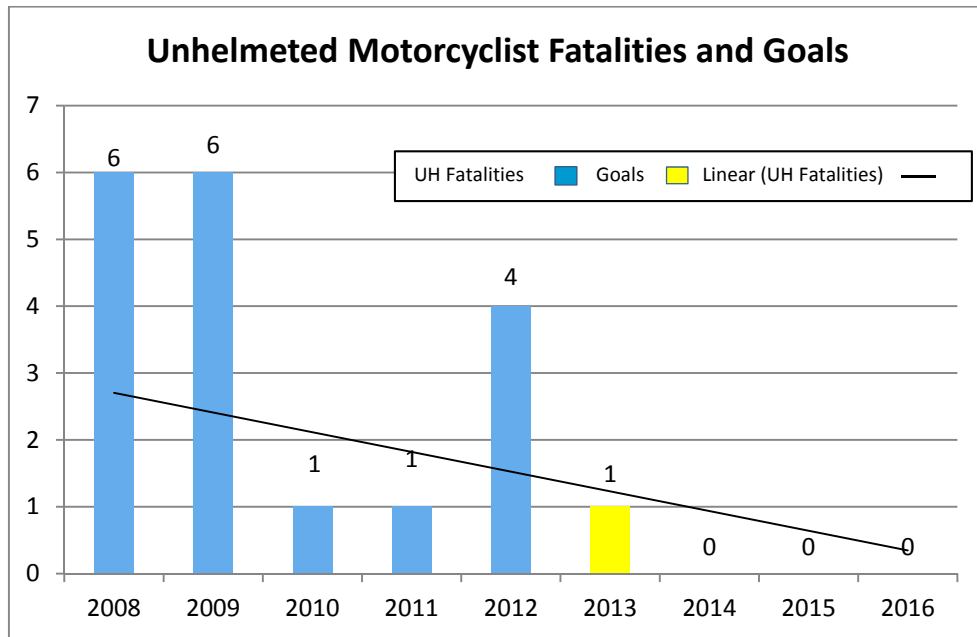
### 2012 Fatal Crashes Involving Motorcycles in Virginia

- Interstate Crashes
- Non-Interstate Crashes



Goal C-8: To decrease unhelmeted motorcyclist fatalities 75 percent from the 2012 calendar base year of 4 to 1 by December 31, 2014.

	Baseline Data					Goal
	2008	2009	2010	2011	2012	
<b>Unhelmeted Motorcyclist Fatalities (FARS)</b>	6	6	1	1	4	1



Justification: Virginia selected the 5-year moving average trend line of 75 percent reduction in unhelmeted motorcycle fatalities as a more achievable goal vs. 83 percent reduction for 3-year moving average.

### Strategies

1. Conduct 4 awareness messages (411 “Information you can Live With”) within (Richmond, Tidewater, Roanoke, Northern Virginia (CTW, Chapter 5, Section(s) 3.1, 3.2, 4.1, 4.2)
2. Conduct 25 sidecar trike training courses (CTW, Chapter 5, Section(s) 3.1, 3.2, 4.1, 4.2)
3. Conduct 2 advanced rider training (CTW, Chapter 5, Section(s) 3.1, 3.2, 4.1, 4.2)
4. Conduct and monitor a minimum of 200 quality assurance checks of training sites and instructors (CTW, Chapter 5, Section(s) 3.1, 3.2, 4.1, 4.2)
5. Conduct a minimum of 10 motorcycle safety driver education awareness events (CTW, Chapter 5, Section(s) 3.1, 3.2, 4.1, 4.2)

### Motorcycle Safety Program Area: Budget Summary

Project Number	Project Title	Budget	Budget Source
K6	Motorcycle Safety	\$80,000.00	2010 Motorcycle Safety Incentive
M0MC	Motorcycle Safety	\$262,500.00	402 Motorcycle Safety-MAP 21
M9MTNP	Motorcycle Safety	\$150,000.00	405f Motorcycle Programs-MAP 21
<b>Total All Funds</b>		<b>\$492,500.00</b>	

MOTORCYCLE SAFETY			
Sub Grantee	Project Number	Project Title	Amount Awarded
Virginia Department of Motor Vehicles	K6-2014-54444-5692	VAHSO Paid Media-2010 Motorcycle	\$80,000.00
Motorcycle Safety League	M0MC-2014-54459-5707	Motorcycle & Sidecar/trike Education	\$175,000.00
Richmond Ambulance Authority	M0MC-2014-54260-5508	Rider Alert	\$7,500.00
Virginia Department of Motor Vehicles	M0MC-2014-54449-5697	VAHSO Paid Media-402 Motorcycle	\$80,000.00
Motorcycle Safety League	M9MTNP-2014 -54445-5693	Motorcycle Safety Awareness Training - 2010 Grant Funds	\$150,000.00
<b>Total</b>			<b>\$492,500.00</b>

## Drivers Age 20 or Younger Involved in Fatal Crashes

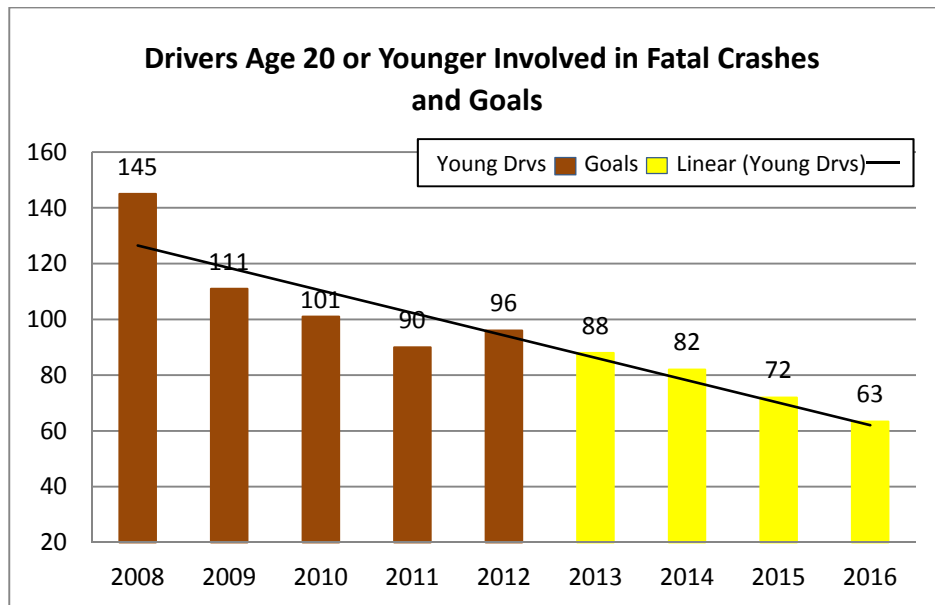
Ninety-six drivers age 20 or younger were involved in fatal crashes on Virginia roadways. The top jurisdictions where the fatal crashes occurred were Loudoun County and Stafford County. Most fatal crashes occurred on Friday or Saturday between 3pm and 6pm. Failing to maintain control of the vehicle and running off the road, along with speeding accounted for 55% of the driver actions. 89% of the fatal crashes were on a non-interstate roadway.

Virginia will also address its teen driver fatalities 15 to 19 year olds. In 2012, 33 drivers and 24 passengers ages 15-19 died on Virginia roads, 6% and 18% respectively of all drivers and passengers killed. Of the 33 drivers killed 13 or 39% were not wearing a safety restraint. However, the percentage for unrestrained passengers is significantly higher at 67% (16). Teen driver (ages 15-19) fatalities increased 18% in 2012 as compared to 2011 (33 vs. 28). The increase was with drivers age 17. Fatalities for drivers age 17 increased 175% in 2012 as compared to 2011 (11 vs. 4). Contributing factors to this increase were drivers running off the road, overcorrecting and/or hitting fixed objects (9 or 82%). Of those running off the road 64 % (7) were traveling on a curved roadway. Speed was a factor in 5 (45%) of the fatal crashes. Drinking was not a factor. 3 or 27% of these 17 year olds were unbelted.

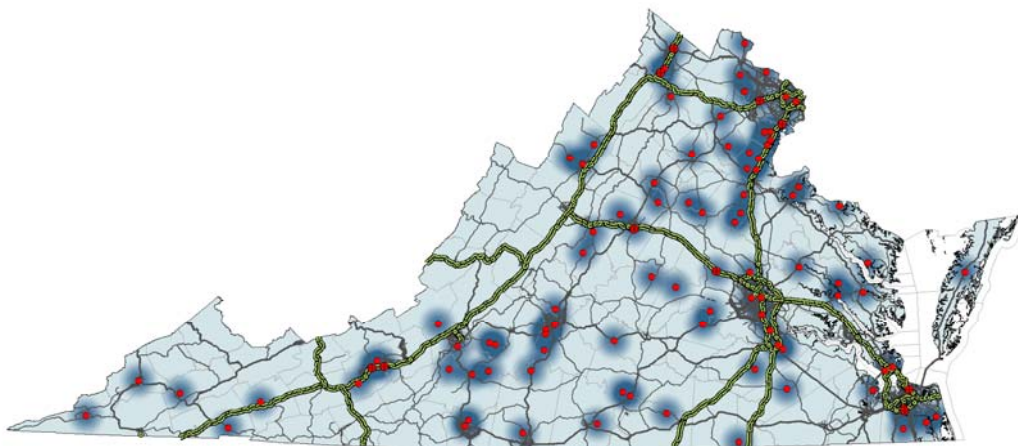
Innovative strategies to address this area should focus on Fridays and Saturdays, late afternoon; speed and training young drivers on maintaining control of their vehicle. Strategies and funding will be incorporated in alcohol programs, selective enforcement, driver education programs, and public information.

Goal C-9: To decrease drivers age 20 or younger involved in fatal crashes 8% from the 2012 calendar base year of 96 to 88 by December 31, 2014.

	Baseline Data					Goal
	2008	2009	2010	2011	2012	
<b>Drivers Age 20 or Younger Involved in Fatal Crashes (FARS)</b>	145	111	101	90	96	88




Justification: Virginia selected an 8 percent reduction in drivers age 20 or younger involved in fatal crashes as a more achievable goal vs. the 3-year moving average trend line of a 25 percent reduction or an 11 percent reduction for the 5-year moving average.



**Drivers Age 20 and Younger Involved in Fatal Crashes  
Calendar Year 2012**

- Interstate Crashes
- Non-Interstate Crashes



VirginiaTech

## Strategies

1. To distribute at minimum 140,000, 45 hour Parent Teen guides to drivers under the age of 19 to serve as a guide to the parent and young driver. (CTW Chapter 6- 3.1)
2. To conduct at least 6 educational campaigns/events to focus on topics such as seat belt use, impaired driving, No tolerance laws, distracted driving, and other highway safety issues for the driver 20 and younger. (CTW Chapter 6- 3.1, Chapter 6- 4.1, Chapter 1- 6.5, Chapter 2- 6.1, 7.1, Chapter 4- 2.2)
3. To conduct at least 1 school wide buckle up challenge state wide to encourage the student population to wear their seat belts. (CTW Chapter 2- 6.1, 7.1)

## Drivers Age 20 or Younger Involved in Fatal Crashes: Budget Summary

Sub Grantee Name	Project Number	Project Title	Amount Approved
Virginia State Police Association, Inc.	154AL-2014-54007-5255	YOVASO - AL Grant for FY13-14	\$165,930.00
Mid-Atlantic Foundation for Safety	M0DE-2014-54074-5322	IDRIVE-Safe.Sober.Focused.	\$65,950.00
Prince William County	M0DE-2014-54283-5531	Partners for Safe Teen Driving	\$86,584.00
Virginia Department of Education	M0DE-2014-54424-5672	Teen Safe Driver	\$79,250.00
Virginia Department of Motor Vehicles	M0DE-2014-54332-5580	45 Hour Parent/Teen Driving Guide	\$17,500.00
Drive Safe Hampton Roads	M0OP-2014-54274-5522	Occupant Protection	\$25,372.00
Virginia State Police Association, Inc.	M0OP-2014-54008-5256	YOVASO - OP Grant for FY13-14	\$198,029.00
<b>Total</b>			<b>\$638,615.00</b>

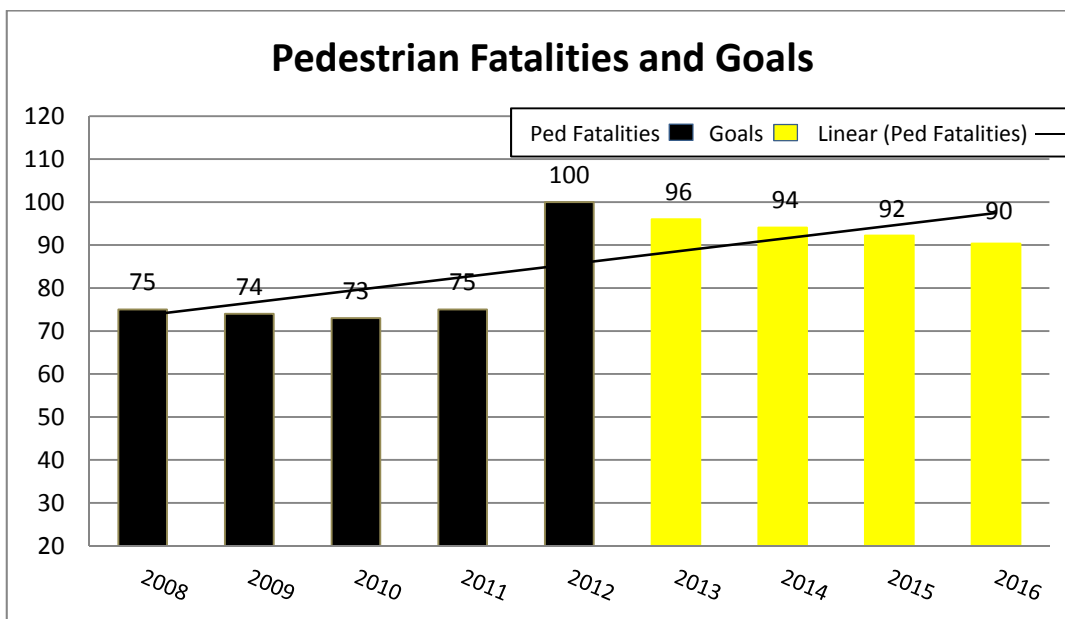
## Pedestrian/Bicycle Safety Program Area

In Virginia, 100 pedestrians were killed in fatal crashes. 60% of the pedestrians killed in fatal crashes were walking or standing in the roadway, or crossing not at an intersection. About 70% of pedestrians were killed during nighttime hours. 68% of pedestrians were killed on an urban city roadway followed by 20% on rural routes and then 8% on an interstate roadway. There were 4 unknown roadway types. 94% of pedestrians killed were not wearing reflective clothing. The cities of Newport News and Norfolk and the counties of Chesterfield, Fairfax, Henrico and Prince William have the highest proportions of pedestrian fatalities.

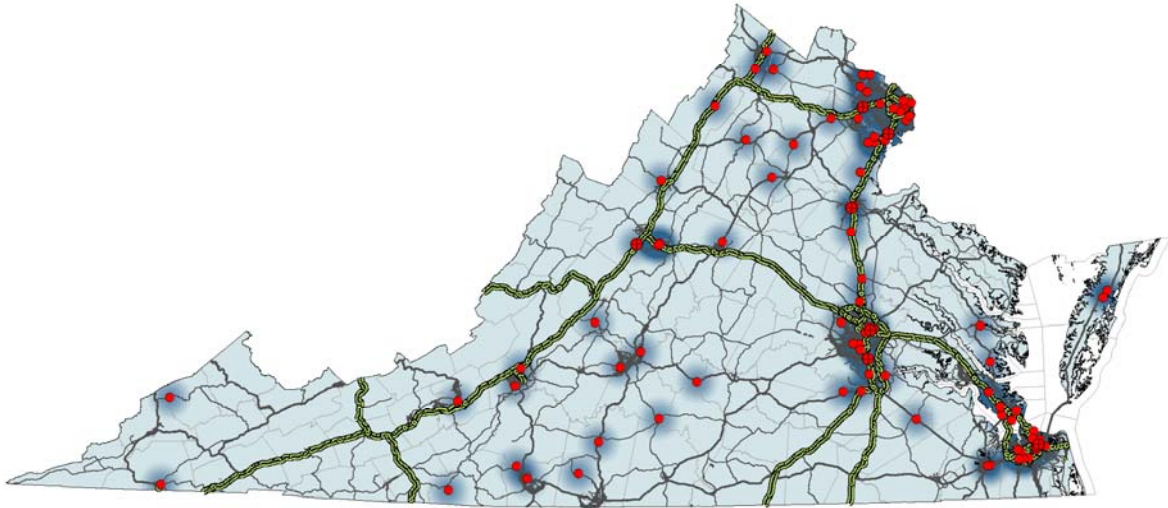
Innovative strategies and funding to address this area should focus on enforcement, education and awareness specifically during nighttime hours.

Goal C-10: To reduce pedestrian fatalities 4% from the 2012 calendar base year of 100 to 96 by December 31, 2014.

	Baseline Data					Goal
	2008	2009	2010	2011	2012	
<b>Pedestrian Fatalities (FARS)</b>	75	74	73	75	100	96




Justification: Virginia selected the 5-year moving average trend line of a 4 percent reduction in pedestrian fatalities as a more achievable goal vs. a 6 percent reduction for the 3-year moving average.



**2012 Fatal Crashes Involving Pedestrians in Virginia**

- Interstate Crashes
- Non-Interstate Crashes



**Strategies**

1. Conduct a minimum of 2 selective enforcement activities (CTW, Chapter 8, Section(s) 3.1, 4.1, 4.2, 4.3, 4.4)
2. Conduct a weeklong safety event to increase awareness of pedestrian/bicycle safety (CTW, Chapter 8, Section(s) 3.1, 4.1, 4.2, 4.3, 4.4)
3. Conduct 2 media events with support from law enforcement that focuses on pedestrian/bike safety (CTW, Chapter 8, Section(s) 3.1, 4.1, 4.2, 4.3, 4.4)

**Pedestrian Safety Program Area: Budget Summary**

Project Number	Project Title	Budget	Budget Source
MOPS	Pedestrian Safety	\$146,035.00	402 Pedestrian/Bicycle Safety-MAP 21
<b>Total All Funds</b>		<b>\$146,035.00</b>	



## Traffic Records Program Area

Virginia has developed a state-of-the-art highway safety information system (TREDS) that has garnered both state and national recognition. Virginia, through guidance from its Traffic Records Coordinating Committee (TRCC), will continue to enhance the quality and quantity of data in TREDS by implementing the most efficient and effective integration and linkage projects and enhancing its analysis and reporting capabilities.

Innovative strategies and funding should focus on continued enhancement of the collection, accuracy, timeliness, uniformity, integration, completeness and accessibility of traffic records data in TREDS including database and data elements linkages of various traffic records systems.

Goal: To continue to enhance the collection, accuracy, timeliness, uniformity, integration, completeness and accessibility of the traffic records data in TREDS by December 31, 2014.

### Strategies

1. To increase 2013 street level crash location data from 0 to 120,000
2. To increase EMS incident record data from 262 to 362
3. To increase BAC values from law enforcement from 0 to 975
4. To pilot an eCitation system with 3 law enforcement agencies and collect a minimum of 100 citations electronically
5. To implement a statewide, ignition interlock tracking system at 24 sites to collect DUI data on a minimum of 100 offenders electronically

### Traffic Records/Data Program Area: Budget Summary

Project Number	Project Title	Budget	Budget Source
TR	Traffic Records	\$63,100.00	402 Traffic Records-NHTSA
M0TR	Traffic Records	\$126,450.00	402 Traffic Records-MAP 21
M3DA	Data Program	\$580,000.00	405c Data Program-MAP 21
154AL	Traffic Records / Alcohol Projects	\$1,805,000.00	154 Transfer Funds
<b>Total All Funds</b>		<b>\$2,574,550.00</b>	

<b>TRAFFIC RECORDS/DATA</b>			
<b>Sub Grantee</b>	<b>Project Number</b>	<b>Project Title</b>	<b>Amount Approved</b>
Virginia Department of Motor Vehicles	TR-2014-54418-5666	VAHSO Technical Assistance Support (P-14)	\$63,100.00
Supreme Court of Virginia	M0TR-2014-54440-5688	Supreme Court of Virginia Enhance Traffic Reporting	\$37,700.00
Virginia Department of Motor Vehicles	M0TR-2014-54419-5667	VAHSO Management Analyst	\$88,750.00
Virginia Department of Motor Vehicles	M3DA-2014-54422-5670	TREDS 405	\$580,000.00
Virginia Department of Motor Vehicles	154AL-2014-54407-5655	eSummons/VASAP/DUI Tracking	\$1,805,000.00
<b>Total</b>			<b>\$2,574,550.00</b>

## Driver Education (DE)

Virginia will conduct education and awareness activities geared towards young/teen drivers, mature drivers as well as the general driving population to reduce crashes, injuries and fatalities.

Innovative strategies and funding should focus on education and outreach efforts to increase awareness on issues involving transportation safety.

Goal: To increase awareness of and positively impact the behavior of users of Virginia's roadways by December 31, 2014.

### Strategies

1. Conduct a minimum of 5 education and awareness activities targeting the general driving population to reduce crashes, injuries and fatalities.

### Driver Education Program Area: Budget Summary

Project Number	Project Title	Budget	Budget Source
<b>MODE</b>	Driver Education	\$196,581.00	402 Driver Education- MAP 21
<b>Total All Funds</b>		<b>\$196,581.00</b>	

DRIVER EDUCATION			
Sub Grantee Name	Project Number	Project Title	Amount Approved
Virginia Department for Aging And Rehabilitative Services	MODE-2014-54435-5683	Virginia GrandDriver: Driving the Message Home	\$168,733.00
Virginia Trucking Association Foundation	MODE-2014-54175-5423	Truck Safety Programs Coordinator	\$27,848.00
<b>Total</b>			<b>\$196,581.00</b>

## Community Traffic Safety Project (CP)

Virginia will continue to provide highway safety information, maintain and build new partnerships and attend trainings locally, statewide and nationally.

Innovative strategies and funding should focus on training, education and outreach.

Goal: To develop, lead, attend and evaluate a minimum of 5 education and awareness events by December 31, 2014.

### Strategies

1. To enhance the VAHSO website with a minimum of 25 crash data reports and highway safety information
2. To partner with a minimum of 10 highway safety stakeholders on VAHSO safety initiatives
3. VAHSO staff to attend and participate in a minimum of ten local, state and national trainings

### Community Traffic Safety Program Area: Budget Summary

Project Number	Project Title	Budget	Budget Source
<b>M0CP</b>	Community Traffic Safety	\$263,023.00	402 Community Traffic Safety-MAP 21
<b>Total All Funds</b>		<b>\$263,023.00</b>	

COMMUNITY TRAFFIC SAFETY PROJECT(S)			
Sub Grantee	Project Number	Project Title	Amount Awarded
Drive Smart Virginia	M0CP-2014-54404-5652	DDA/S-MOVE/STR/BPAW Traffic Safety Education and Outreach Initiative	\$150,023.00
Virginia Department of Motor Vehicles	M0CP-2014-54019-5267	2014 VAHSO Travel & Training	\$60,000.00
Virginia Department of Motor Vehicles	M0CP-2014-54441-5689	VAHSO Website Enhancement	\$53,000.00
<b>Total</b>			<b>\$263,023.00</b>

## Police Traffic Services (PT)

Virginia will conduct training, education and outreach efforts to raise awareness on issues involving transportation safety.

Innovative strategies and funding should focus on education and outreach efforts to increase awareness on issues involving highway safety.

Goal: To conduct statewide trainings and informational contacts with law enforcement by December 31, 2014.

### Strategies

1. Hire a minimum of two VAHSO LEL's to work with law enforcement on highway safety initiatives.
2. To provide a minimum of 3 statewide trainings to law enforcement on increasing their usage of safety belts.

### Police Traffic Services Program Area: Budget Summary

Project Number	Project Title	Budget	Budget Source
<b>M0PT</b>	Police Traffic Services	\$328,838.00	402 Police Traffic Services-MAP 21
<b>Total All Funds</b>		<b>\$328,838.00</b>	

<b>POLICE TRAFFIC SERVICES</b>			
Sub Grantee	Project Number	Project Title	Amount Approved
Virginia Association Chiefs of Police	M0PT-2014-54425-5673	Law Enforcement Training and Resources	\$176,538.00
Virginia Department of Motor Vehicles	M0PT-2014-54451-5699	FY 2014 Law Enforcement Liaison(s) (OP focus)	\$152,300.00
<b>Total</b>			<b>\$328,838.00</b>

## Roadway Safety Program Area

Virginia will conduct regional training to increase the knowledge of safety partners in the identification of targeted safety issues to reduce crashes, injuries and fatalities

Goal: To participate in a minimum of one regional training on crash findings and techniques to improve awareness of roadway safety by December 31, 2014.

### Strategies

1. Train 50 traffic engineers and technicians in Hampton Roads to extend their knowledge an expertise on specialized on-site traffic engineering techniques.

### Roadway Safety Program Area: Budget Summary

Project Number	Project Title	Budget	Budget Source
MORS	Roadway Safety	\$15,000.00	402 Roadway Safety- MAP 21
<b>Total All Funds</b>		<b>\$15,000.00</b>	

ROADWAY SAFETY			
Sub Grantee	Project Number	Project Title	Amount Approved
Virginia Beach City	MORS-2014-54173-5421	Regional Training in Traffic Engineering	\$15,000.00
<b>Total</b>			<b>\$15,000.00</b>

## **Media Plan for FY2014**

Media will be purchased in the course of executing a series of high profile enforcement activities. This can include but is not limited to TV, cable TV, radio and social media. Media will also be purchased to support a variety of information and education efforts such as child passenger safety, older driver issues and motorcycle safety.

### **Click It or Ticket-May Mobilization**

Media will be purchased statewide to support the high visibility enforcement to increase seat belt usage in Virginia.

Media plan will follow current NHTSA guidelines for media and will largely be in the form of TV/cable TV, radio and social sites though may also include movie theatre and other forms of media in low use areas to support additional enforcement.

The purpose of the media will be to alert the public-particularly the 18-34 year old males -which research shows are the highest risk population –that law enforcement will be out strictly enforcing all traffic laws but most particularly seat belt/child safety seat laws.

PROJECTED FUNDING: \$330,000

### **Click It or Ticket-November Mini-mobilization:**

Like the May Click It or Ticket mobilization, media will be purchased statewide to support high visibility enforcement of seat belt/child safety seat usage. This “mini-mobilization” will be for one week in November in advance of the heavily traveled Thanksgiving holiday weekend.

Media plan will again follow NHTSA guidelines and will include, TV, cable TV, radio among other forms of communication.

The purpose will be to remind the public that law enforcement will be patrolling to make sure that all vehicle occupants are buckled up and obeying all traffic laws. The focused audience will remain 18-34 year old males.

PROJECTED FUNDING: \$150,000

### **Night Time Unrestrained Fatality Reduction:**

A multi-wave enforcement campaign with highly targeted enforcement and media has been developed as a “demonstration project” with the City of Chesapeake and NHTSA. This program takes a data driven approach to lowering the incident of unrestrained fatalities at night as the result of speed/DUI.

Media plan will follow NHTSA guidance and will include: TV, cable TV, movie theatres, and social networks, but may include other forms of media to assist with this effort.

PROJECTED FUNDING: \$40,000

**Checkpoint Strikeforce/Drive Sober or Get Pulled Over:**

This DUI prevention media campaign will be an aggressive statewide media buy that will be used to educate citizens that there will be high visibility enforcement in the form of DUI checkpoints and saturation patrols.

Media plan will focus on 21-34 year old men but will also include slightly older men, adults and some Spanish speaking individuals.

Media purchased will be TV/cable, radio and will include some social media as well as other “new media” if substantiated by data.

PROJECTED FUNDING: \$1,132,310.00

**Motorcycle Safety:**

Motorcyclists will be the target of this media campaign and may encompass focused areas such as speed, DUI and motorcycle safety training opportunities.

Media plan will focus on males 18-35 and 35-54 (Sport and Cruiser bikers)

Media purchased may be a combination of TV/cable, radio, movie theatre and social media.

PROJECTED FUNDING: 2010=\$80,000.00 402 MAP 21=\$80,000.00

**DUI Prevention:**

Media will be used to promote a social norming message such as utilizing a designated driver to compliment the Checkpoint Strikeforce enforcement message. NHTSA media guidelines will be used to purchase media to reach the 21-34 year old male who is at greatest risk for a DUI related crash.

Media plan will focus on TV, Cable TV, radio and will include some social media as well as other “new media” if substantiated by data.

PROJECTED FUNDING: \$249,500.00



## **CORE BEHAVIOR MEASURE**

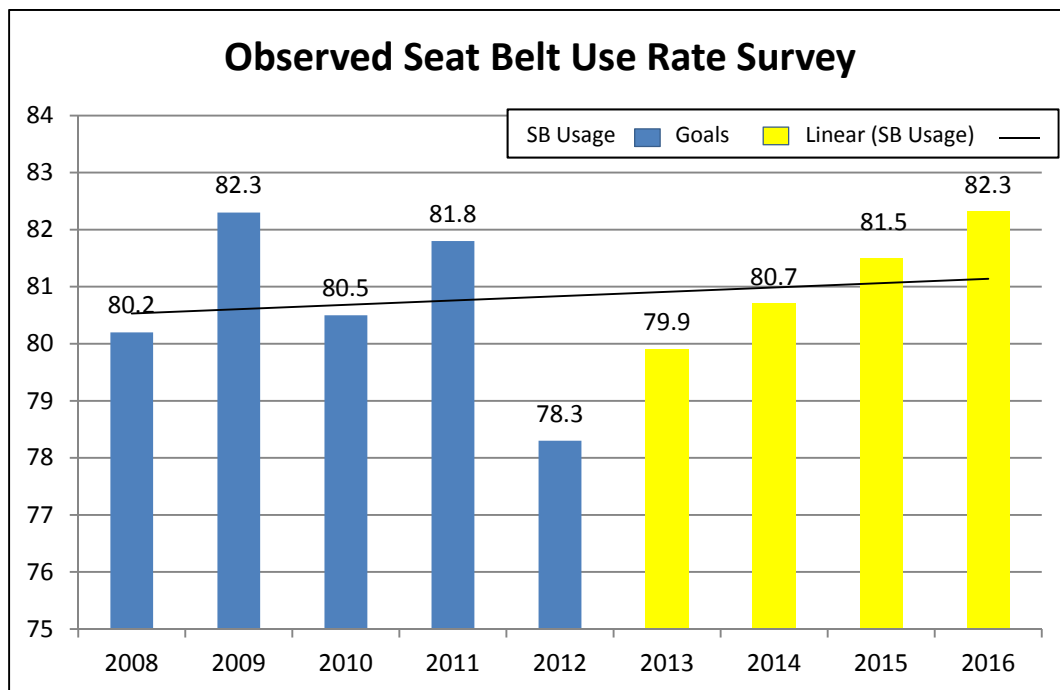
## Seat Belt Use Rate – Observed Seat Belt Use Survey

Virginia’s seat belt use has remained fairly level; but below the national average for several years. The most recent OP survey (2012) provided a use rate of 78.3% compared to the national average of 86%. This means that 21.7% of Virginians (1.8 million) were not wearing safety restraints. The age group 21 to 35 accounted for 34% of the unrestrained fatalities; and 57% of unrestrained fatalities occurred between the hours of 3pm and 3am.

Innovative strategies and funding to address this area should focus on statewide enforcement, educational and media efforts during key times of the day that will focus on high risk populations.

Goal B-1: To increase statewide observed seat belt use of front seat outboard occupants in passenger vehicles 2 percent from the 2012 calendar year base usage rate of 78.3 percent to 79.9 percent by December 31, 2014.

	Baseline Data					Goal
	2008	2009	2010	2011	2012	
<b>Observed Seat Belt Use Rate Survey</b>	80.2	82.3	80.5	81.8	78.3	79.9



Justification: Virginia selected a more challenging target (2 percent) than both a 3-year moving average trend of a 1.3 percent increase and the 5-year moving average trend of a 1 percent decrease in the annual observed seat belt use rate.

**Strategies**

1. Conduct an observational survey to determine use of seat belts for front seat occupants in 2014.
2. Conduct a telephone survey that will include questions regarding seat belt use, impaired driving and speeding in 2014.

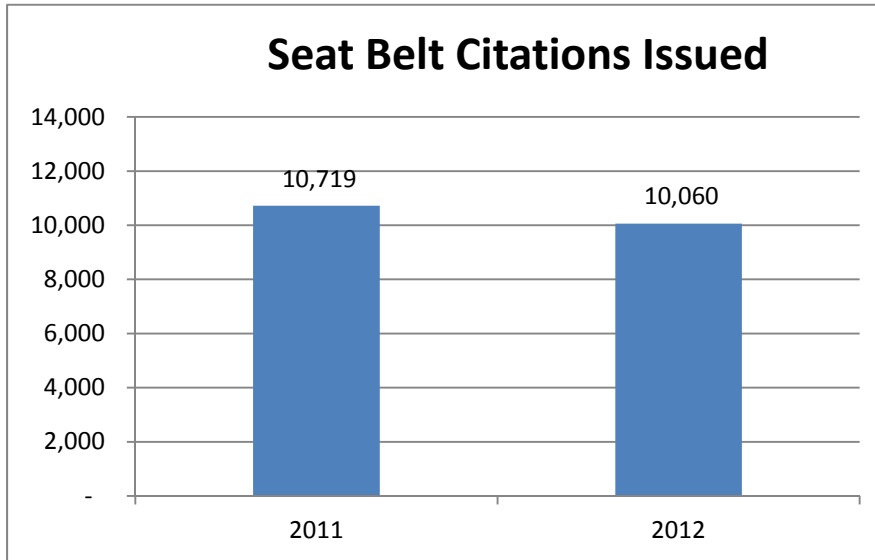
**Observational Seat Belt Use Survey: Budget Summary**

<b>Project Number</b>	<b>Project Title</b>	<b>Budget</b>	<b>Budget Source</b>
<b>M2OP</b>	Virginia Seat Belt and CORE Survey 2014	\$191,501.00	405b Occupant Protection Low-MAP 21
<b>M2OP</b>	Virginia Occupant Protection Evaluations: Anytime Programs for High-Risk Areas	\$179,002.00	405b Occupant Protection Low-MAP 21
<b>Total All funds</b>		<b>\$370,503.00</b>	

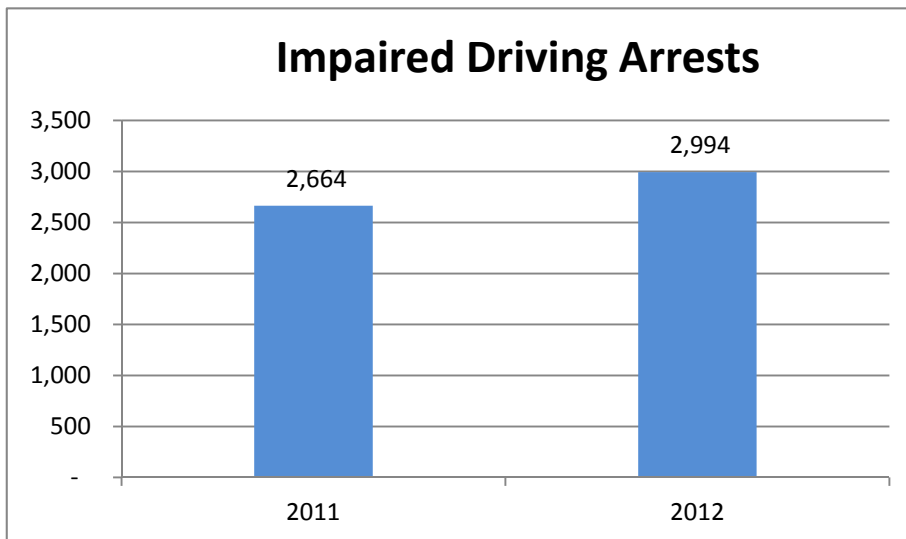
**See Appendix B: Cumulative Listing and Distribution for All FY2014 Grants Awarded**

## Grant-Funded Activity Measures

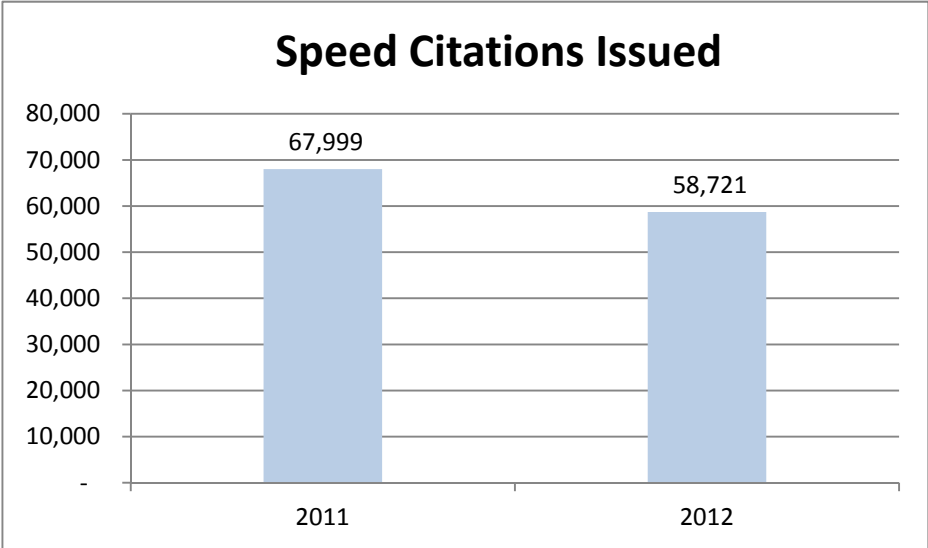
Virginia's law enforcement conducts statewide seat belt enforcement initiatives to help increase the seat belt usage rate in Virginia. During grant funded enforcement activities, there were 10,060 seat belt citations issued in 2012, a six percent decrease from 2011 (10,719).



Virginia's law enforcement conducts statewide impaired driving enforcement initiatives that include saturation patrols and DUI checkpoints to decrease impaired driving. During grant funded enforcement activities, there were 2,994 impaired driving arrests made in 2012, a twelve percent increase from 2011 (2,664).



Virginia's law enforcement conducts statewide speed enforcement initiatives that focus on reducing speed violations on Virginia's roadways. During grant funded enforcement activities, there were 55,925 speeding citations issued in 2012, an eighteen percent decrease from 2011 (67,999).



**Appendix A**  
**Highway Safety Plan Cost Summary (217)**

Program Area	Project	Description	Prior Approved Program Funds	State Funds	Previous Bal.	Incre/(Decre)	Current Balance	Share to Local
<b>NHTSA</b>								
<b>NHTSA 402</b>								
<b>Planning and Administration</b>								
	PA-2014-00-00-00		\$0.00	\$0.00	\$0.00	\$442,518.73	\$442,518.73	\$0.00
	Planning and Administration Total		\$0.00	\$0.00	\$0.00	\$442,518.73	\$442,518.73	\$0.00
<b>Alcohol</b>								
	AL-2014-00-00-00		\$0.00	\$0.00	\$0.00	\$83,605.71	\$83,605.71	\$83,605.71
	Alcohol Total		\$0.00	\$0.00	\$0.00	\$83,605.71	\$83,605.71	\$83,605.71
<b>Motorcycle Safety</b>								
	MC-2014-00-00-00		\$0.00	\$0.00	\$0.00	\$170,812.12	\$170,812.12	\$170,812.12
	Motorcycle Safety Total		\$0.00	\$0.00	\$0.00	\$170,812.12	\$170,812.12	\$170,812.12
<b>Occupant Protection</b>								
	OP-2014-00-00-00		\$0.00	\$0.00	\$0.00	\$245,286.16	\$245,286.16	\$245,286.16
	Occupant Protection Total		\$0.00	\$0.00	\$0.00	\$245,286.16	\$245,286.16	\$245,286.16
<b>Pedestrian/Bicycle Safety</b>								
	PS-2014-00-00-00		\$0.00	\$0.00	\$0.00	\$116,085.82	\$116,085.82	\$116,085.82
	Pedestrian/Bicycle Safety Total		\$0.00	\$0.00	\$0.00	\$116,085.82	\$116,085.82	\$116,085.82
<b>Police Traffic Services</b>								
	PT-2014-00-00-00		\$0.00	\$0.00	\$0.00	\$303,061.48	\$303,061.48	\$303,061.48
	Police Traffic Services Total		\$0.00	\$0.00	\$0.00	\$303,061.48	\$303,061.48	\$303,061.48
<b>Traffic Records</b>								
	TR-2014-00-00-00		\$0.00	\$0.00	\$0.00	\$113,030.67	\$113,030.67	\$113,030.67
	Traffic Records Total		\$0.00	\$0.00	\$0.00	\$113,030.67	\$113,030.67	\$113,030.67
<b>Community Traffic Safety Project</b>								
	CP-2014-00-00-00		\$0.00	\$0.00	\$0.00	\$254,492.72	\$254,492.72	\$254,492.72

U.S. Department of Transportation National Highway Traffic Safety Administration

State: Virginia

Highway Safety Plan Cost Summary

Page: 2

2014-HSP-1

Report Date: 06/14/2013

For Approval

Program Area	Project	Desc.	Prior Approved Program Funds	State Funds	Previous Bal.	Incre/(Decre)	Current Balance	Share to Local
Community Traffic Safety Project Total			\$0.00	\$0.00	\$0.00	\$254,492.72	\$254,492.72	\$254,492.72
<i>Driver Education</i>								
DE-2014-00-00-00			\$0.00	\$0.00	\$0.00	\$232,925.86	\$232,925.86	\$232,925.86
Driver Education Total			\$0.00	\$0.00	\$0.00	\$232,925.86	\$232,925.86	\$232,925.86
<i>Roadway Safety</i>								
RS-2014-00-00-00			\$0.00	\$0.00	\$0.00	\$408,601.12	\$408,601.12	\$408,601.12
Roadway Safety Total			\$0.00	\$0.00	\$0.00	\$408,601.12	\$408,601.12	\$408,601.12
<i>Speed Management</i>								
SC-2014-00-00-00			\$0.00	\$0.00	\$0.00	\$1,734,403.21	\$1,734,403.21	\$1,734,403.21
Speed Management Total			\$0.00	\$0.00	\$0.00	\$1,734,403.21	\$1,734,403.21	\$1,734,403.21
<b>NHTSA 402 Total</b>			<b>\$0.00</b>	<b>\$0.00</b>	<b>\$0.00</b>	<b>\$4,104,823.60</b>	<b>\$4,104,823.60</b>	<b>\$3,662,304.87</b>
<i>405 OP SAFETEA-LU</i>								
K2-2014-00-00-00			\$0.00	\$0.00	\$0.00	\$748,027.04	\$748,027.04	\$0.00
405 Occupant Protection Total			\$0.00	\$0.00	\$0.00	\$748,027.04	\$748,027.04	\$0.00
<b>405 OP SAFETEA-LU Total</b>			<b>\$0.00</b>	<b>\$0.00</b>	<b>\$0.00</b>	<b>\$748,027.04</b>	<b>\$748,027.04</b>	<b>\$0.00</b>
<i>408 Data Program SAFETEA-LU</i>								
K9-2014-00-00-00			\$0.00	\$0.00	\$0.00	\$460,300.37	\$460,300.37	\$0.00
408 Data Program Incentive Total			\$0.00	\$0.00	\$0.00	\$460,300.37	\$460,300.37	\$0.00
<b>408 Data Program SAFETEA-LU Total</b>			<b>\$0.00</b>	<b>\$0.00</b>	<b>\$0.00</b>	<b>\$460,300.37</b>	<b>\$460,300.37</b>	<b>\$0.00</b>
<i>410 Alcohol SAFETEA-LU</i>								
K8-2014-00-00-00			\$0.00	\$0.00	\$0.00	\$12,742,001.68	\$12,742,001.68	\$0.00
410 Alcohol SAFETEA-LU Total			\$0.00	\$0.00	\$0.00	\$12,742,001.68	\$12,742,001.68	\$0.00
<b>410 Alcohol SAFETEA-LU Total</b>			<b>\$0.00</b>	<b>\$0.00</b>	<b>\$0.00</b>	<b>\$12,742,001.68</b>	<b>\$12,742,001.68</b>	<b>\$0.00</b>
<i>2010 Motorcycle Safety</i>								
K6-2014-00-00-00			\$0.00	\$0.00	\$0.00	\$398,322.45	\$398,322.45	\$0.00



**U.S. Department of Transportation National Highway Traffic Safety Administration**

State: Virginia

**Highway Safety Plan Cost Summary**

Page: 3

**2014-HSP-1**

Report Date: 06/14/2013

For Approval

Program Area	Project	Desc	Prior Approved Program Funds	State Funds	Previous Bal.	Incre/(Decre)	Current Balance	Share to Local
2010 Motorcycle Safety Incentive Total			\$0.00	\$0.00	\$0.00	\$398,322.45	\$398,322.45	\$0.00
<i>2010 Motorcycle Safety Total</i>			<i>\$0.00</i>	<i>\$0.00</i>	<i>\$0.00</i>	<i>\$398,322.45</i>	<i>\$398,322.45</i>	<i>\$0.00</i>
<i>2011 Child Seats</i>								
K3-2014-00-00-00			\$0.00	\$0.00	\$0.00	\$1,233,379.72	\$1,233,379.72	\$0.00
2011 Child Seat Incentive Total			\$0.00	\$0.00	\$0.00	\$1,233,379.72	\$1,233,379.72	\$0.00
<i>2011 Child Seats Total</i>			<i>\$0.00</i>	<i>\$0.00</i>	<i>\$0.00</i>	<i>\$1,233,379.72</i>	<i>\$1,233,379.72</i>	<i>\$0.00</i>
<i>154 Transfer Funds</i>								
154PA-2014-00-00-00			\$0.00	\$0.00	\$0.00	\$815,408.97	\$815,408.97	\$0.00
154 Planning and Administration Total			\$0.00	\$0.00	\$0.00	\$815,408.97	\$815,408.97	\$0.00
<i>154 Alcohol</i>								
154AL-2014-00-00-00			\$0.00	\$0.00	\$0.00	\$28,123,750.46	\$28,123,750.46	\$28,123,750.46
154 Alcohol Total			\$0.00	\$0.00	\$0.00	\$28,123,750.46	\$28,123,750.46	\$28,123,750.46
<i>154 Hazard Elimination</i>								
154HE-2014-00-00-00			\$0.00	\$0.00	\$0.00	\$48,053,398.12	\$48,053,398.12	\$0.00
154 Hazard Elimination Total			\$0.00	\$0.00	\$0.00	\$48,053,398.12	\$48,053,398.12	\$0.00
<i>154 Transfer Funds Total</i>			<i>\$0.00</i>	<i>\$0.00</i>	<i>\$0.00</i>	<i>\$76,992,557.55</i>	<i>\$76,992,557.55</i>	<i>\$28,123,750.46</i>
<i>MAP 21 405b OP Low</i>								
M2HVE-2014-00-00-00			\$0.00	\$0.00	\$0.00	\$381,873.00	\$381,873.00	\$0.00
405b Low HVE Total			\$0.00	\$0.00	\$0.00	\$381,873.00	\$381,873.00	\$0.00
<i>405b Low Public Education</i>								
M2PE-2014-00-00-00			\$0.00	\$0.00	\$0.00	\$125,758.00	\$125,758.00	\$0.00
405b Low Public Education Total			\$0.00	\$0.00	\$0.00	\$125,758.00	\$125,758.00	\$0.00
<i>405b Low OP Information System</i>								
M2OP-2014-00-00-00			\$0.00	\$0.00	\$0.00	\$370,503.00	\$370,503.00	\$0.00

U.S. Department of Transportation National Highway Traffic Safety Administration

State: Virginia

Highway Safety Plan Cost Summary

Page: 4

2014-HSP-1

Report Date: 06/14/2013

For Approval

Program Area	Project	Desc.	Prior Approved Program Funds	State Funds	Previous Bal.	Incre/(Decre)	Current Balance	Share to Local
405b Low OP Information System Total			\$0.00	\$0.00	\$0.00	\$370,503.00	\$370,503.00	\$0.00
<i>MAP 21 405b OP Low Total</i>			<i>\$0.00</i>	<i>\$0.00</i>	<i>\$0.00</i>	<i>\$878,134.00</i>	<i>\$878,134.00</i>	<i>\$0.00</i>
<i>MAP 21 405c Data Program</i>								
M3DA-2014-00-00-00			\$0.00	\$0.00	\$0.00	\$580,000.00	\$580,000.00	\$0.00
405c Data Program Total			\$0.00	\$0.00	\$0.00	\$580,000.00	\$580,000.00	\$0.00
<i>MAP 21 405c Data Program Total</i>			<i>\$0.00</i>	<i>\$0.00</i>	<i>\$0.00</i>	<i>\$580,000.00</i>	<i>\$580,000.00</i>	<i>\$0.00</i>
<i>MAP 21 405f Motorcycle Programs</i>								
M9MT-2014-00-00-00			\$0.00	\$0.00	\$0.00	\$150,000.00	\$150,000.00	\$0.00
405f Motorcyclist Training Total			\$0.00	\$0.00	\$0.00	\$150,000.00	\$150,000.00	\$0.00
<i>MAP 21 405f Motorcycle Programs Total</i>			<i>\$0.00</i>	<i>\$0.00</i>	<i>\$0.00</i>	<i>\$150,000.00</i>	<i>\$150,000.00</i>	<i>\$0.00</i>
<i>MAP 21 402</i>								
M0MC-2014-00-00-00			\$0.00	\$0.00	\$0.00	\$262,500.00	\$262,500.00	\$262,500.00
Motorcycle Safety Total			\$0.00	\$0.00	\$0.00	\$262,500.00	\$262,500.00	\$262,500.00
<i>Occupant Protection</i>								
M0OP-2014-00-00-00			\$0.00	\$0.00	\$0.00	\$871,285.00	\$871,285.00	\$871,285.00
Occupant Protection Total			\$0.00	\$0.00	\$0.00	\$871,285.00	\$871,285.00	\$871,285.00
<i>Pedestrian/Bicycle Safety</i>								
M0PS-2014-00-00-00			\$0.00	\$0.00	\$0.00	\$146,035.00	\$146,035.00	\$146,035.00
Pedestrian/Bicycle Safety Total			\$0.00	\$0.00	\$0.00	\$146,035.00	\$146,035.00	\$146,035.00
<i>Police Traffic Services</i>								
M0PT-2014-00-00-00			\$0.00	\$0.00	\$0.00	\$328,838.00	\$328,838.00	\$328,838.00
Police Traffic Services Total			\$0.00	\$0.00	\$0.00	\$328,838.00	\$328,838.00	\$328,838.00
<i>Traffic Records</i>								
M0TR-2014-00-00-00			\$0.00	\$0.00	\$0.00	\$126,450.00	\$126,450.00	\$126,450.00

U.S. Department of Transportation National Highway Traffic Safety Administration

State: Virginia

Highway Safety Plan Cost Summary

Page: 5

2014-HSP-1

Report Date: 06/14/2013

For Approval

Program Area	Project	Desc.	Prior Approved Program Funds	State Funds	Previous Bal.	Incre/(Decre)	Current Balance	Share to Local
Traffic Records Total			\$0.00	\$0.00	\$0.00	\$126,450.00	\$126,450.00	\$126,450.00
<i>Community Traffic Safety Project</i>								
MOCP-2014-00-00-00			\$0.00	\$0.00	\$0.00	\$263,023.00	\$263,023.00	\$263,023.00
Community Traffic Safety Project Total			\$0.00	\$0.00	\$0.00	\$263,023.00	\$263,023.00	\$263,023.00
<i>Driver Education</i>								
MODE-2014-00-00-00			\$0.00	\$0.00	\$0.00	\$445,865.00	\$445,865.00	\$445,865.00
Driver Education Total			\$0.00	\$0.00	\$0.00	\$445,865.00	\$445,865.00	\$445,865.00
<i>Roadway Safety</i>								
MORS-2014-00-00-00			\$0.00	\$0.00	\$0.00	\$15,000.00	\$15,000.00	\$15,000.00
Roadway Safety Total			\$0.00	\$0.00	\$0.00	\$15,000.00	\$15,000.00	\$15,000.00
<i>Speed Management</i>								
MOSC-2014-00-00-00			\$0.00	\$0.00	\$0.00	\$481,387.00	\$481,387.00	\$481,387.00
Speed Management Total			\$0.00	\$0.00	\$0.00	\$481,387.00	\$481,387.00	\$481,387.00
<i>MAP 21 402 Total</i>			<i>\$0.00</i>	<i>\$0.00</i>	<i>\$0.00</i>	<i>\$2,940,383.00</i>	<i>\$2,940,383.00</i>	<i>\$2,940,383.00</i>
<i>NHTSA Total</i>			<i>\$0.00</i>	<i>\$0.00</i>	<i>\$0.00</i>	<i>\$101,227,929.41</i>	<i>\$101,227,929.41</i>	<i>\$34,726,438.33</i>
<i>Total</i>			<i>\$0.00</i>	<i>\$0.00</i>	<i>\$0.00</i>	<i>\$101,227,929.41</i>	<i>\$101,227,929.41</i>	<i>\$34,726,438.33</i>

**Appendix B**

**Cumulative Listing and Distribution  
FY 2014 Grants Awarded**

**Cumulative Listing and Distribution  
FY 2014 Grants Awarded**

<b>Sub Grantee Name</b>	<b>Project Number</b>	<b>Project Title</b>	<b>Amount Approved</b>
Accomack County	154AL-2014-54320-5568	Selective Enforcement - Alcohol	\$20,620.00
Amelia County	154AL-2014-54427-5675	Selective Enforcement - Alcohol	\$20,959.00
Appalachia Town	154AL-2014-54204-5452	Selective Enforcement - Alcohol	\$6,890.00
Appomattox County	154AL-2014-54088-5336	Selective Enforcement - Alcohol	\$10,400.00
Arlington County	154AL-2014-54281-5529	Selective Enforcement - Alcohol	\$19,075.00
Ashland Town	154AL-2014-54193-5441	Selective Enforcement - Alcohol	\$5,828.00
Augusta County	154AL-2014-54004-5252	Selective Enforcement - Alcohol	\$30,390.00
Bedford City	154AL-2014-54200-5448	Selective Enforcement - Alcohol	\$7,570.00
Bedford County	154AL-2014-54067-5315	Selective Enforcement - Alcohol	\$20,174.00
Big Stone Gap Town	154AL-2014-54438-5686	Selective Enforcement - Alcohol	\$14,450.00
Bland County	154AL-2014-54453-5701	Selective Enforcement - Alcohol	\$16,600.00
Bluefield Town	154AL-2014-54006-5254	Selective Enforcement - Alcohol	\$13,733.00
Buena Vista City	154AL-2014-54099-5347	Selective Enforcement - Alcohol	\$5,400.00
Campbell County	154AL-2014-54087-5335	Selective Enforcement - Alcohol	\$10,050.00
Cedar Bluff Town	154AL-2014-54238-5486	Selective Enforcement - Alcohol	\$5,968.00
Charlotte County	154AL-2014-54348-5596	Selective Enforcement - Alcohol	\$11,600.00
Charlottesville City	154AL-2014-54374-5622	Selective Enforcement - Alcohol	\$9,300.00
Chesapeake City	154AL-2014-54197-5445	Selective Enforcement - Alcohol	\$25,080.00
Chesterfield County	154AL-2014-54050-5298	Selective Enforcement - Alcohol	\$142,047.00
Chilhowie Town	154AL-2014-54039-5287	Selective Enforcement - Alcohol	\$3,998.00
Clarke County	154AL-2014-54046-5294	Selective Enforcement - Alcohol	\$6,000.00
Colonial Heights City	154AL-2014-54071-5319	Selective Enforcement - Alcohol	\$6,000.00
Craig County	154AL-2014-54355-5603	Selective Enforcement - Alcohol	\$11,950.00
Culpeper County	154AL-2014-54248-5496	Selective Enforcement - Alcohol	\$24,300.00
Damascus Town	154AL-2014-54120-5368	Selective Enforcement - Alcohol	\$6,150.00
Dinwiddie County	154AL-2014-54264-5512	Selective Enforcement - Alcohol	\$10,898.00
Emporia City	154AL-2014-54280-5528	Selective Enforcement - Alcohol	\$13,622.00

Floyd County	154AL-2014-54061-5309	Selective Enforcement - Alcohol	\$13,640.00
Fluvanna County	154AL-2014-54344-5592	Selective Enforcement - Alcohol	\$14,388.00
Frederick County	154AL-2014-54247-5495	Selective Enforcement - Alcohol	\$33,865.00
Gate City Town	154AL-2014-54083-5331	Selective Enforcement - Alcohol	\$6,750.00
Goochland County	154AL-2014-54056-5304	Selective Enforcement - Alcohol	\$12,575.00
Grayson County	154AL-2014-54094-5342	Selective Enforcement - Alcohol	\$14,904.00
Halifax County	154AL-2014-54297-5545	Selective Enforcement - Alcohol	\$10,048.00
Hanover County	154AL-2014-54076-5324	Selective Enforcement - Alcohol	\$60,904.00
Harrisonburg City	154AL-2014-54272-5520	Selective Enforcement - Alcohol	\$25,000.00
Haymarket Town	154AL-2014-54255-5503	Selective Enforcement - Alcohol	\$8,550.00
Henrico County	154AL-2014-54329-5577	Selective Enforcement - Alcohol	\$181,856.00
Henry County	154AL-2014-54229-5477	Selective Enforcement - Alcohol	\$20,814.00
Herndon Town	154AL-2014-54011-5259	Selective Enforcement - Alcohol	\$23,500.00
Hopewell City	154AL-2014-54430-5678	Selective Enforcement - Alcohol	\$6,400.00
Isle of Wight County	154AL-2014-54292-5540	Selective Enforcement - Alcohol	\$25,050.00
James City County	154AL-2014-54342-5590	Selective Enforcement - Alcohol	\$22,095.00
Lee County	154AL-2014-54148-5396	Selective Enforcement - Alcohol	\$20,500.00
Marion Town	154AL-2014-54199-5447	Selective Enforcement - Alcohol	\$16,125.00
Mathews County	154AL-2014-54192-5440	Selective Enforcement - Alcohol	\$6,000.00
Mecklenburg County	154AL-2014-54166-5414	Selective Enforcement - Alcohol	\$21,920.00
Middlesex County	154AL-2014-54049-5297	Selective Enforcement - Alcohol	\$9,936.00
Montgomery County	154AL-2014-54090-5338	Selective Enforcement - Alcohol	\$14,146.00
Narrows Town	154AL-2014-54105-5353	Selective Enforcement - Alcohol	\$12,250.00
Nelson County	154AL-2014-54023-5271	Selective Enforcement - Alcohol	\$10,900.00
New Kent County	154AL-2014-54096-5344	Selective Enforcement - Alcohol	\$24,100.00
New Kent County	154AL-2014-54277-5525	Selective Enforcement - Alcohol	\$29,700.00
Newport News City	154AL-2014-54054-5302	Selective Enforcement - Alcohol	\$57,297.00
Norfolk City	154AL-2014-54102-5350	Selective Enforcement - Alcohol	\$40,484.00
Northumberland County	154AL-2014-54164-5412	Selective Enforcement - Alcohol	\$6,400.00
Norton City	154AL-2014-54013-5261	Selective Enforcement - Alcohol	\$19,050.00
Nottoway County	154AL-2014-54230-5478	Selective Enforcement - Alcohol	\$5,754.00

Page County	154AL-2014-54100-5348	Selective Enforcement - Alcohol	\$10,163.00
Petersburg	154AL-2014-54010-5258	Selective Enforcement - Alcohol	\$73,500.00
Poquoson City	154AL-2014-54072-5320	Selective Enforcement - Alcohol	\$13,607.00
Portsmouth City	154AL-2014-54185-5433	Selective Enforcement - Alcohol	\$45,948.00
Powhatan County	154AL-2014-54380-5628	Selective Enforcement - Alcohol	\$15,000.00
Prince George County	154AL-2014-54458-5706	Selective Enforcement - Alcohol	\$5,650.00
Prince William County	154AL-2014-54165-5413	Selective Enforcement - Alcohol	\$170,000.00
Pulaski County	154AL-2014-54201-5449	Selective Enforcement - Alcohol	\$19,040.00
Radford City	154AL-2014-54031-5279	Selective Enforcement - Alcohol	\$12,545.00
Richlands Town	154AL-2014-54237-5485	Selective Enforcement - Alcohol	\$17,093.00
Richmond County	154AL-2014-54038-5286	Selective Enforcement - Alcohol	\$10,000.00
Roanoke City	154AL-2014-54386-5634	Selective Enforcement - Alcohol	\$18,824.00
Roanoke County	154AL-2014-54163-5411	Selective Enforcement - Alcohol	\$24,300.00
Rockbridge County	154AL-2014-54154-5402	Selective Enforcement - Alcohol	\$10,400.00
Rockingham County	154AL-2014-54158-5406	Selective Enforcement - Alcohol	\$33,600.00
Russell County	154AL-2014-54261-5509	Selective Enforcement - Alcohol	\$19,282.00
Salem City	154AL-2014-54289-5537	Selective Enforcement - Alcohol	\$11,200.00
Saltville Town	154AL-2014-54198-5446	Selective Enforcement - Alcohol	\$8,250.00
Scott County	154AL-2014-54309-5557	Selective Enforcement - Alcohol	\$10,750.00
South Boston Town	154AL-2014-54246-5494	Selective Enforcement - Alcohol	\$9,405.00
Spotsylvania County	154AL-2014-54112-5360	Selective Enforcement - Alcohol	\$72,368.00
Stafford County	154AL-2014-54033-5281	Selective Enforcement - Alcohol	\$52,000.00
Stanley Town	154AL-2014-54257-5505	Selective Enforcement - Alcohol	\$4,000.00
Strasburg Town	154AL-2014-54313-5561	Selective Enforcement - Alcohol	\$7,450.00
Suffolk City	154AL-2014-54086-5334	Selective Enforcement - Alcohol	\$14,492.00
Sussex County	154AL-2014-54389-5637	Selective Enforcement - Alcohol	\$5,060.00
Tappahannock Town	154AL-2014-54145-5393	Selective Enforcement - Alcohol	\$5,400.00
Virginia Beach City	154AL-2014-54172-5420	Selective Enforcement - Alcohol	\$54,420.00
Virginia Commonwealth University	154AL-2014-54334-5582	Selective Enforcement - Alcohol	\$21,300.00
Virginia Department of Alcohol & Beverage Control	154AL-2014-54063-5311	Selective Enforcement - Alcohol	\$99,600.00

Virginia Department of State Police	154AL-2014-54183-5431	Selective Enforcement - Alcohol	\$352,100.00
Washington County	154AL-2014-54129-5377	Selective Enforcement - Alcohol	\$27,099.00
Weber City Town	154AL-2014-54395-5643	Selective Enforcement - Alcohol	\$10,350.00
West Point Town	154AL-2014-54143-5391	Selective Enforcement - Alcohol	\$8,060.00
Westmoreland County	154AL-2014-54227-5475	Selective Enforcement - Alcohol	\$21,400.00
Williamsburg City	154AL-2014-54156-5404	Selective Enforcement - Alcohol	\$17,347.00
Winchester City	154AL-2014-54042-5290	Selective Enforcement - Alcohol	\$25,624.00
Wise County	154AL-2014-54282-5530	Selective Enforcement - Alcohol	\$27,150.00
Wise Town	154AL-2014-54393-5641	Selective Enforcement - Alcohol	\$12,708.00
Wytheville Town	154AL-2014-54411-5659	Selective Enforcement - Alcohol	\$21,202.00
York County	154AL-2014-54159-5407	Selective Enforcement - Alcohol	\$31,810.00
Drive Safe Hampton Roads	154AL-2014-54241-5489	Surviving The Drive	\$19,214.00
Supreme Court of Virginia	154AL-2014-54433-5681	Alcohol-Impaired Driving Education Conference for Substitute Judges	\$92,319.00
Virginia Department of Criminal Justice Services	154AL-2014-54116-5364	SFST Training Program	\$109,691.00
Virginia Department of Motor Vehicles	154AL-2014-54407-5655	eSummons/VASAP/DUI Tracking	\$1,805,000.00
Virginia Department of Motor Vehicles	154AL-2014-54452-5700	FY2014 Law Enforcement Liaisons (Alcohol focus)	\$152,300.00
Virginia Department of Motor Vehicles	154AL-2014-54443-5691	VAHSO Paid Media-Alcohol	\$249,500.00
Virginia State Police Association, Inc.	154AL-2014-54007-5255	YOVASO - AL Grant for FY13-14	\$165,930.00
Washington Regional Alcohol Program	154AL-2014-54336-5584	2013-2014 Virginia Checkpoint Strikeforce Campaign	\$1,132,310.00
Berryville Town	AL-2014-54373-5621	Selective Enforcement - Alcohol	\$4,000.00
Broadway Town	AL-2014-54350-5598	Selective Enforcement - Alcohol	\$3,000.00
Giles County	AL-2014-54235-5483	Selective Enforcement - Alcohol	\$5,010.00
Halifax Town	AL-2014-54168-5416	Selective Enforcement - Alcohol	\$8,700.00
Lynchburg City	AL-2014-54026-5274	Selective Enforcement - Alcohol	\$34,284.00



Safe Kids Coalition - Children's Hospital of the King's Daughters	K3-2014-54036-5284	Child Passenger Safety Program	\$21,160.00
Virginia Commonwealth University	K3-2014-54222-5470	TSTC - OP Coordinator	\$110,983.00
Virginia Department of Health	K3-2014-54394-5642	Child Transportation Safety Grant	\$237,050.00
Wythe County	K3-2014-54178-5426	Selective Enforcement - Occupant Protection	\$4,500.00
Virginia Department of Motor Vehicles	K6-2014-54444-5692	VAHSO Paid Media-2010 Motorcycle	\$80,000.00
Alexandria City	K8-2014-54032-5280	Selective Enforcement - Alcohol	\$30,325.00
Alleghany County	K8-2014-54303-5551	Selective Enforcement - Alcohol	\$6,000.00
Amherst County	K8-2014-54062-5310	Selective Enforcement - Alcohol	\$12,480.00
Blacksburg Town	K8-2014-54214-5462	Selective Enforcement - Alcohol	\$14,680.00
Blackstone Town	K8-2014-54012-5260	Selective Enforcement - Alcohol	\$5,130.00
Botetourt County	K8-2014-54221-5469	Selective Enforcement - Alcohol	\$8,190.00
Buchanan County	K8-2014-54016-5264	Selective Enforcement - Alcohol	\$24,680.00
Buckingham County	K8-2014-54405-5653	Selective Enforcement - Alcohol	\$17,500.00
Caroline County	K8-2014-54136-5384	Selective Enforcement - Alcohol	\$22,200.00
Chatham Town	K8-2014-54104-5352	Selective Enforcement - Alcohol	\$10,750.00
Christiansburg Town	K8-2014-54017-5265	Selective Enforcement - Alcohol	\$12,245.00
Clarksville Town	K8-2014-54284-5532	Selective Enforcement - Alcohol	\$2,550.00
Coeburn Town	K8-2014-54267-5515	Selective Enforcement - Alcohol	\$5,800.00
Covington City	K8-2014-54302-5550	Selective Enforcement - Alcohol	\$3,000.00
Crewe Town	K8-2014-54254-5502	Selective Enforcement - Alcohol	\$8,350.00
Cumberland County	K8-2014-54399-5647	Selective Enforcement - Alcohol	\$12,220.00
Danville City	K8-2014-54367-5615	Selective Enforcement - Alcohol	\$7,424.00
Dickenson County	K8-2014-54147-5395	Selective Enforcement - Alcohol	\$14,315.00
Dublin Town	K8-2014-54025-5273	Selective Enforcement - Alcohol	\$5,925.00
Fairfax City	K8-2014-54020-5268	Selective Enforcement - Alcohol	\$21,600.00

Fairfax County	K8-2014-54275-5523	Selective Enforcement - Alcohol	\$220,675.00
Falls Church City	K8-2014-54390-5638	Selective Enforcement - Alcohol	\$5,000.00
Farmville Town	K8-2014-54040-5288	Selective Enforcement - Alcohol	\$34,800.00
Fauquier County	K8-2014-54022-5270	Selective Enforcement - Alcohol	\$40,000.00
Franklin County	K8-2014-54215-5463	Selective Enforcement - Alcohol	\$11,950.00
Galax City	K8-2014-54322-5570	Selective Enforcement - Alcohol	\$26,400.00
Gloucester County	K8-2014-54051-5299	Selective Enforcement - Alcohol	\$13,290.00
Greene County	K8-2014-54357-5605	Selective Enforcement - Alcohol	\$7,500.00
Gretna Town	K8-2014-54383-5631	Selective Enforcement - Alcohol	\$3,750.00
King & Queen County	K8-2014-54242-5490	Selective Enforcement - Alcohol	\$11,000.00
Lawrenceville Town	K8-2014-54250-5498	Selective Enforcement - Alcohol	\$7,963.00
Lexington City	K8-2014-54009-5257	Selective Enforcement - Alcohol	\$9,500.00
Loudoun/Leesburg/Sterling	K8-2014-54142-5390	Selective Enforcement - Alcohol	\$19,840.00
Louisa Town	K8-2014-54133-5381	Selective Enforcement - Alcohol	\$5,040.00
Manassas Park City	K8-2014-54161-5409	Selective Enforcement - Alcohol	\$20,000.00
Martinsville City	K8-2014-54207-5455	Selective Enforcement - Alcohol	\$20,667.00
Middletown Town	K8-2014-54251-5499	Selective Enforcement - Alcohol	\$3,100.00
Patrick County	K8-2014-54429-5677	Selective Enforcement - Alcohol	\$14,560.00
Pearisburg Town	K8-2014-54137-5385	Selective Enforcement - Alcohol	\$4,149.00
Pittsylvania County	K8-2014-54456-5704	Selective Enforcement - Alcohol	\$26,747.00
Prince Edward County	K8-2014-54212-5460	Selective Enforcement - Alcohol	\$14,300.00
Pulaski Town	K8-2014-54205-5453	Selective Enforcement - Alcohol	\$9,000.00
Purcellville Town	K8-2014-54068-5316	Selective Enforcement - Alcohol	\$3,350.00
Remington Town	K8-2014-54360-5608	Selective Enforcement - Alcohol	\$3,500.00
Richmond City	K8-2014-54153-5401	Selective Enforcement - Alcohol	\$93,550.00
Roanoke County	K8-2014-54327-5575	Selective Enforcement - Alcohol	\$29,300.00
Rocky Mount Town	K8-2014-54316-5564	Selective Enforcement - Alcohol	\$10,750.00
Smithfield Town	K8-2014-54270-5518	Selective Enforcement - Alcohol	\$8,340.00
Smyth County	K8-2014-54002-5250	Selective Enforcement - Alcohol	\$7,490.00
Southampton County	K8-2014-54097-5345	Selective Enforcement - Alcohol	\$22,360.00

Tazewell County	K8-2014-54428-5676	Selective Enforcement - Alcohol	\$17,950.00
Tazewell Town	K8-2014-54015-5263	Selective Enforcement - Alcohol	\$5,695.00
University of Richmond	K8-2014-54307-5555	Selective Enforcement - Alcohol	\$5,350.00
Vienna Town	K8-2014-54119-5367	Selective Enforcement - Alcohol	\$23,920.00
Vinton Town	K8-2014-54024-5272	Selective Enforcement - Alcohol	\$10,400.00
Virginia Department of State Police	K8-2014-54052-5300	Selective Enforcement - Alcohol	\$430,158.00
Wythe County	K8-2014-54177-5425	Selective Enforcement - Alcohol	\$6,134.00
Commonwealth Attorney's Services Council	K8-2014-54396-5644	TSRP, Advanced DUI, DUID	\$112,276.00
Commission on VASAP	K8-2014-54141-5389	Cinema P&E Campaign	\$11,615.00
Commission on VASAP	K8-2014-54057-5305	Commission on VASAP Conference	\$74,189.00
Drive Smart Virginia	K8-2014-54402-5650	Impaired Driving Traffic Safety Education and Outreach Initiative	\$32,878.00
MADD	K8-2014-54190-5438	MADD - Impaired Driving Safety Countermeasures	\$162,129.00
Supreme Court of Virginia	K8-2014-54370-5618	Reduce Impaired & Distracted Driving Crashes, Injuries & Fatalities	\$59,100.00
Virginia Department of Motor Vehicles	K8-2014-54078-5326	2014 Judicial Transportation Safety Conference	\$75,000.00
Virginia Department of Motor Vehicles	K8-2014-54460-5708	Alcohol/Drug Countermeasure Programs	\$16,500.00
Virginia Department of Forensic Science	K8-2014-54252-5500	DFS Breath Alcohol Training Program	\$174,499.00
Washington Regional Alcohol Program	K8-2014-54081-5329	2013-2014 Public Education and Information and Youth Outreach	\$138,820.00
Alleghany County	M2HVE-2014-54304-5552	Selective Enforcement - Occupant Protection	\$3,000.00
Amherst County	M2HVE-2014-54064-5312	Selective Enforcement - Occupant Protection	\$2,240.00
Arlington County	M2HVE-2014-54308-5556	Selective Enforcement - Occupant Protection	\$3,000.00
Ashland Town	M2HVE-2014-54194-5442	Selective Enforcement - Occupant Protection	\$4,218.00

Bedford City	M2HVE-2014-54295-5543	Selective Enforcement - Occupant Protection	\$3,038.00
Blacksburg Town	M2HVE-2014-54217-5465	Selective Enforcement - Occupant Protection	\$2,800.00
Campbell County	M2HVE-2014-54211-5459	Selective Enforcement - Occupant Protection	\$2,700.00
Christiansburg Town	M2HVE-2014-54276-5524	Selective Enforcement - Occupant Protection	\$4,690.00
Dublin Town	M2HVE-2014-54131-5379	Selective Enforcement - Occupant Protection	\$3,000.00
Fairfax County	M2HVE-2014-54337-5585	Selective Enforcement - Occupant Protection	\$30,000.00
Gloucester County	M2HVE-2014-54188-5436	Selective Enforcement - Occupant Protection	\$3,500.00
Henry County	M2HVE-2014-54234-5482	Selective Enforcement - Occupant Protection	\$5,100.00
Hopewell City	M2HVE-2014-54447-5695	Selective Enforcement - Occupant Protection	\$3,520.00
Isle of Wight County	M2HVE-2014-54294-5542	Selective Enforcement - Occupant Protection	\$5,695.00
James City County	M2HVE-2014-54339-5587	Selective Enforcement - Occupant Protection	\$4,620.00
Lexington City	M2HVE-2014-54203-5451	Selective Enforcement - Occupant Protection	\$3,000.00
Martinsville City	M2HVE-2014-54216-5464	Selective Enforcement - Occupant Protection	\$26,010.00
Montgomery County	M2HVE-2014-54092-5340	Selective Enforcement - Occupant Protection	\$7,650.00
New Kent County	M2HVE-2014-54084-5332	Selective Enforcement - Occupant Protection	\$5,250.00
NSU Office of Sponsored Programs	M2HVE-2014-54358-5606	Selective Enforcement - Occupant Protection	\$3,750.00
Old Dominion University	M2HVE-2014-54045-5293	Selective Enforcement - Occupant Protection	\$9,200.00
Onancock Town	M2HVE-2014-54126-5374	Selective Enforcement - Occupant Protection	\$9,640.00
Portsmouth City	M2HVE-2014-54243-5491	Selective Enforcement - Occupant Protection	\$5,218.00
Prince Edward County	M2HVE-2014-54372-5620	Selective Enforcement - Occupant Protection	\$1,200.00
Prince George County	M2HVE-2014-54454-5702	Selective Enforcement - Occupant Protection	\$5,250.00

Roanoke City	M2HVE-2014-54416-5664	Selective Enforcement - Occupant Protection	\$11,200.00
Roanoke County	M2HVE-2014-54169-5417	Selective Enforcement - Occupant Protection	\$12,000.00
Salem City	M2HVE-2014-54278-5526	Selective Enforcement - Occupant Protection	\$4,000.00
South Boston Town	M2HVE-2014-54249-5497	Selective Enforcement - Occupant Protection	\$3,945.00
Stafford County	M2HVE-2014-54079-5327	Selective Enforcement - Occupant Protection	\$10,500.00
Suffolk City	M2HVE-2014-54113-5361	Selective Enforcement - Occupant Protection	\$2,317.00
Virginia Beach City	M2HVE-2014-54181-5429	Selective Enforcement - Occupant Protection	\$65,102.00
Virginia Department of State Police	M2HVE-2014-54115-5363	Selective Enforcement - Occupant Protection	\$112,520.00
Westmoreland County	M2HVE-2014-54359-5607	Selective Enforcement - Occupant Protection	\$3,000.00
Old Dominion University Research Foundation	M2OP-2014-54325-5573	Virginia Occupant Protection Evaluations: Anytime Programs for High-Risk Areas	\$179,002.00
Old Dominion University Research Foundation	M2OP-2014-54323-5571	Virginia Seat Belt and CORE Survey 2014	\$191,501.00
Drive Smart Virginia	M2PE-2014-54403-5651	Occupant Protection Traffic Safety Education and Outreach Initiative	\$125,758.00
Virginia Department of Motor Vehicles	M3DA-2014-54422-5670	TREDS 405	\$580,000.00
Motorcycle Safety League	M9MTNP-2014 -54445-5693	Motorcycle Safety Awareness Training - 2010 Grant Funds	\$150,000.00
Drive Smart Virginia	M0CP-2014-54404-5652	DDA/S-MOVE/STR/BPAW Traffic Safety Education and Outreach Initiative	\$150,023.00
Virginia Department of Motor Vehicles	M0CP-2014-54019-5267	2014 VAHSO Travel & Training	\$60,000.00

Virginia Department of Motor Vehicles	M0CP-2014-54441-5689	VAHSO Website Enhancement	\$53,000.00
Mid-Atlantic Foundation for Safety	M0DE-2014-54074-5322	IDRIVE-Safe.Sober.Focused.	\$65,950.00
Prince William County	M0DE-2014-54283-5531	Partners for Safe Teen Driving	\$86,584.00
Virginia Department for Aging And Rehabilitative Services	M0DE-2014-54435-5683	Virginia GrandDriver: Driving the Message Home	\$168,733.00
Virginia Department of Education	M0DE-2014-54424-5672	Teen Safe Driver	\$79,250.00
Virginia Department of Motor Vehicles	M0DE-2014-54332-5580	45 Hour Parent/Teen Driving Guide	\$17,500.00
Virginia Trucking Association Foundation	M0DE-2014-54175-5423	Truck Safety Programs Coordinator	\$27,848.00
Motorcycle Safety League	M0MC-2014-54459-5707	Motorcycle & Sidecar/trike Education	\$175,000.00
Richmond Ambulance Authority	M0MC-2014-54260-5508	Rider Alert	\$7,500.00
Virginia Department of Motor Vehicles	M0MC-2014-54449-5697	VAHSO Paid Media-402 Motorcycle	\$80,000.00
Accomack County	M0OP-2014-54349-5597	Selective Enforcement - Occupant Protection	\$3,780.00
Buena Vista City	M0OP-2014-54124-5372	Selective Enforcement - Occupant Protection	\$3,000.00
Chesapeake City	M0OP-2014-54231-5479	Selective Enforcement - Occupant Protection	\$13,464.00
Clarksville Town	M0OP-2014-54285-5533	Selective Enforcement - Occupant Protection	\$1,800.00
Exmore Town	M0OP-2014-54122-5370	Selective Enforcement - Occupant Protection	\$750.00
Franklin County	M0OP-2014-54218-5466	Selective Enforcement - Occupant Protection	\$2,500.00
Henrico County	M0OP-2014-54321-5569	Selective Enforcement - Occupant Protection	\$11,400.00
Nottoway County	M0OP-2014-54152-5400	Selective Enforcement - Occupant Protection	\$1,440.00

Onley Town	M0OP-2014-54346-5594	Selective Enforcement - Occupant Protection	\$900.00
Powhatan County	M0OP-2014-54150-5398	Selective Enforcement - Occupant Protection	\$4,500.00
Richmond City	M0OP-2014-54287-5535	Selective Enforcement - Occupant Protection	\$7,500.00
Rockbridge County	M0OP-2014-54210-5458	Selective Enforcement - Occupant Protection	\$3,600.00
Smithfield Town	M0OP-2014-54375-5623	Selective Enforcement - Occupant Protection	\$2,250.00
South Hill Town	M0OP-2014-54047-5295	Selective Enforcement - Occupant Protection	\$10,500.00
University of Richmond	M0OP-2014-54312-5560	Selective Enforcement - Occupant Protection	\$4,000.00
Victoria Town	M0OP-2014-54354-5602	Selective Enforcement - Occupant Protection	\$3,500.00
Drive Safe Hampton Roads	M0OP-2014-54274-5522	Occupant Protection	\$25,372.00
Virginia Department of Motor Vehicles	M0OP-2014-54434-5682	VAHSO Occupant Protection Media	\$573,000.00
Virginia State Police Association, Inc.	M0OP-2014-54008-5256	YOVASO - OP Grant for FY13-14	\$198,029.00
Arlington County	M0PS-2014-54311-5559	Selective Enforcement - Pedestrian/Bicycle	\$3,000.00
Fairfax County	M0PS-2014-54392-5640	Selective Enforcement - Pedestrian/Bicycle	\$10,560.00
Falls Church City	M0PS-2014-54391-5639	Selective Enforcement - Pedestrian/Bicycle	\$2,400.00
Prince William County	M0PS-2014-54182-5430	Selective Enforcement - Pedestrian/Bicycle	\$6,075.00
Richmond City	M0PS-2014-54315-5563	Selective Enforcement - Pedestrian/Bicycle	\$4,000.00
Metro Washington Council of Government	M0PS-2014-54258-5506	Street Smart Regional Pedestrian and Bicycle Safety Program	\$120,000.00
Virginia Association Chiefs of Police	M0PT-2014-54425-5673	Law Enforcement Training and Resources	\$176,538.00
Virginia Department of Motor Vehicles	M0PT-2014-54451-5699	FY 2014 Law Enforcement Liaison(s) (OP focus)	\$152,300.00

Virginia Beach City	M0RS-2014-54173-5421	Regional Training in Traffic Engineering	\$15,000.00
Blacksburg Town	M0SC-2014-54219-5467	Selective Enforcement - Speed	\$7,000.00
Spotsylvania County	M0SC-2014-54356-5604	Selective Enforcement - Speed	\$47,850.00
Virginia Department of State Police	M0SC-2014-54146-5394	Selective Enforcement - Speed	\$426,537.00
Supreme Court of Virginia	M0TR-2014-54440-5688	Supreme Court of Virginia Enhance Traffic Reporting	\$37,700.00
Virginia Department of Motor Vehicles	M0TR-2014-54419-5667	VAHSO Management Analyst	\$88,750.00
Abingdon Town	SC-2014-54245-5493	Selective Enforcement - Speed	\$14,500.00
Albemarle County	SC-2014-54301-5549	Selective Enforcement - Speed	\$33,600.00
Albemarle County	SC-2014-54376-5624	Selective Enforcement - Speed	\$15,000.00
Alleghany County	SC-2014-54398-5646	Selective Enforcement - Speed	\$6,000.00
Amelia County	SC-2014-54412-5660	Selective Enforcement - Speed	\$19,128.00
Amherst County	SC-2014-54065-5313	Selective Enforcement - Speed	\$9,600.00
Appalachia Town	SC-2014-54077-5325	Selective Enforcement - Speed	\$3,000.00
Appomattox County	SC-2014-54089-5337	Selective Enforcement - Speed	\$3,900.00
Arlington County	SC-2014-54290-5538	Selective Enforcement - Speed	\$7,150.00
Arlington County	SC-2014-54306-5554	Selective Enforcement - Speed	\$15,690.00
Ashland Town	SC-2014-54195-5443	Selective Enforcement - Speed	\$7,400.00
Augusta County	SC-2014-54005-5253	Selective Enforcement - Speed	\$5,600.00
Bedford County	SC-2014-54044-5292	Selective Enforcement - Speed	\$8,400.00
Blackstone Town	SC-2014-54369-5617	Selective Enforcement - Speed	\$3,500.00
Botetourt County	SC-2014-54223-5471	Selective Enforcement - Speed	\$14,100.00
Boykins Town	SC-2014-54080-5328	Selective Enforcement - Speed	\$3,501.00
Bristol City	SC-2014-54109-5357	Selective Enforcement - Speed	\$48,490.00
Buckingham County	SC-2014-54410-5658	Selective Enforcement - Speed	\$17,500.00
Campbell County	SC-2014-54209-5457	Selective Enforcement - Speed	\$12,000.00



Carroll County	SC-2014-54075-5323	Selective Enforcement - Speed	\$16,600.00
Charles City County	SC-2014-54310-5558	Selective Enforcement - Speed	\$16,450.00
Charlotte County	SC-2014-54352-5600	Selective Enforcement - Speed	\$5,800.00
Charlottesville City	SC-2014-54335-5583	Selective Enforcement - Speed	\$4,480.00
Chesterfield County	SC-2014-54055-5303	Selective Enforcement - Speed	\$60,408.00
Chilhowie Town	SC-2014-54101-5349	Selective Enforcement - Speed	\$8,850.00
Chincoteague Town	SC-2014-54041-5289	Selective Enforcement - Speed	\$8,152.00
Christiansburg Town	SC-2014-54326-5574	Selective Enforcement - Speed	\$14,537.00
Clarke County	SC-2014-54021-5269	Selective Enforcement - Speed	\$3,000.00
Clarksville Town	SC-2014-54286-5534	Selective Enforcement - Speed	\$1,800.00
Clinchco Town	SC-2014-54213-5461	Selective Enforcement - Speed	\$5,500.00
Clintwood Town	SC-2014-54189-5437	Selective Enforcement - Speed	\$10,550.00
Colonial Beach Town	SC-2014-54232-5480	Selective Enforcement - Speed	\$3,785.00
Courtland Town	SC-2014-54330-5578	Selective Enforcement - Speed	\$4,977.00
Covington City	SC-2014-54421-5669	Selective Enforcement - Speed	\$3,000.00
Culpeper Town	SC-2014-54365-5613	Selective Enforcement - Speed	\$7,326.00
Cumberland County	SC-2014-54401-5649	Selective Enforcement - Speed	\$10,000.00
Danville City	SC-2014-54366-5614	Selective Enforcement - Speed	\$13,913.00
Dublin Town	SC-2014-54098-5346	Selective Enforcement - Speed	\$6,000.00
Dumfries Town	SC-2014-54027-5275	Selective Enforcement - Speed	\$10,000.00
Essex County	SC-2014-54144-5392	Selective Enforcement - Speed	\$8,775.00
Exmore Town	SC-2014-54110-5358	Selective Enforcement - Speed	\$8,400.00
Falls Church City	SC-2014-54030-5278	Selective Enforcement - Speed	\$4,200.00
Falls Church City	SC-2014-54388-5636	Selective Enforcement - Speed	\$5,000.00
Franklin County	SC-2014-54220-5468	Selective Enforcement - Speed	\$23,600.00
Fredericksburg City	SC-2014-54333-5581	Selective Enforcement - Speed	\$16,100.00
Front Royal Town	SC-2014-54319-5567	Selective Enforcement - Speed	\$6,000.00
Giles County	SC-2014-54228-5476	Selective Enforcement - Speed	\$9,000.00
Gloucester County	SC-2014-54187-5435	Selective Enforcement - Speed	\$5,250.00
Goochland County	SC-2014-54059-5307	Selective Enforcement - Speed	\$29,215.00
Greene County	SC-2014-54361-5609	Selective Enforcement - Speed	\$6,000.00

Gretna Town	SC-2014-54385-5633	Selective Enforcement - Speed	\$2,700.00
Grundy Town	SC-2014-54406-5654	Selective Enforcement - Speed	\$8,150.00
Halifax County	SC-2014-54300-5548	Selective Enforcement - Speed	\$5,000.00
Hampton City	SC-2014-54176-5424	Selective Enforcement - Speed	\$45,232.00
Harrisonburg City	SC-2014-54265-5513	Selective Enforcement - Speed	\$10,000.00
Henrico County	SC-2014-54324-5572	Selective Enforcement - Speed	\$38,000.00
Henry County	SC-2014-54236-5484	Selective Enforcement - Speed	\$6,800.00
Herndon Town	SC-2014-54028-5276	Selective Enforcement - Speed	\$14,900.00
Hillsville Town	SC-2014-54121-5369	Selective Enforcement - Speed	\$10,750.00
Hopewell City	SC-2014-54253-5501	Selective Enforcement - Speed	\$6,156.00
Independence Town	SC-2014-54423-5671	Selective Enforcement - Speed	\$6,000.00
James City County	SC-2014-54343-5591	Selective Enforcement - Speed	\$15,708.00
Kenbridge Town	SC-2014-54317-5565	Selective Enforcement - Speed	\$3,606.00
King George County	SC-2014-54037-5285	Selective Enforcement - Speed	\$9,600.00
Lawrenceville Town	SC-2014-54273-5521	Selective Enforcement - Speed	\$5,000.00
Lebanon Town	SC-2014-54186-5434	Selective Enforcement - Speed	\$10,000.00
Loudoun/Leesburg/Sterling	SC-2014-54134-5382	Selective Enforcement - Speed	\$24,300.00
Louisa County	SC-2014-54035-5283	Selective Enforcement - Speed	\$9,900.00
Louisa Town	SC-2014-54135-5383	Selective Enforcement - Speed	\$5,040.00
Lunenburg County	SC-2014-54029-5277	Selective Enforcement - Speed	\$14,305.00
Luray Town	SC-2014-54058-5306	Selective Enforcement - Speed	\$6,500.00
Lynchburg City	SC-2014-54066-5314	Selective Enforcement - Speed	\$7,500.00
Madison County	SC-2014-54256-5504	Selective Enforcement - Speed	\$12,960.00
Manassas City	SC-2014-54130-5378	Selective Enforcement - Speed	\$17,359.00
Manassas Park City	SC-2014-54160-5408	Selective Enforcement - Speed	\$20,000.00
Mathews County	SC-2014-54191-5439	Selective Enforcement - Speed	\$3,000.00
Montgomery County	SC-2014-54082-5330	Selective Enforcement - Speed	\$5,100.00
Mt. Jackson Town	SC-2014-54196-5444	Selective Enforcement - Speed	\$3,510.00
New Kent County	SC-2014-54093-5341	Selective Enforcement - Speed	\$10,500.00
New Market Town	SC-2014-54224-5472	Selective Enforcement - Speed	\$6,750.00

Norfolk City	SC-2014-54123-5371	Selective Enforcement - Speed	\$26,360.00
Northampton County	SC-2014-54117-5365	Selective Enforcement - Speed	\$21,100.00
Northumberland County	SC-2014-54162-5410	Selective Enforcement - Speed	\$6,982.00
Nottoway County	SC-2014-54155-5403	Selective Enforcement - Speed	\$4,192.00
Onley Town	SC-2014-54382-5630	Selective Enforcement - Speed	\$8,300.00
Orange County	SC-2014-54296-5544	Selective Enforcement - Speed	\$10,000.00
Page County	SC-2014-54127-5375	Selective Enforcement - Speed	\$6,500.00
Patrick County	SC-2014-54379-5627	Selective Enforcement - Speed	\$5,790.00
Pearisburg Town	SC-2014-54132-5380	Selective Enforcement - Speed	\$8,562.00
Pembroke Town	SC-2014-54118-5366	Selective Enforcement - Speed	\$8,750.00
Powhatan County	SC-2014-54415-5663	Selective Enforcement - Speed	\$12,000.00
Prince Edward County	SC-2014-54371-5619	Selective Enforcement - Speed	\$4,900.00
Prince George County	SC-2014-54457-5705	Selective Enforcement - Speed	\$14,789.00
Pulaski County	SC-2014-54263-5511	Selective Enforcement - Speed	\$6,200.00
Pulaski Town	SC-2014-54431-5679	Selective Enforcement - Speed	\$9,459.00
Purcellville Town	SC-2014-54111-5359	Selective Enforcement - Speed	\$5,500.00
Radford City	SC-2014-54432-5680	Selective Enforcement - Speed	\$7,500.00
Rappahannock County	SC-2014-54184-5432	Selective Enforcement - Speed	\$9,500.00
Richmond City	SC-2014-54318-5566	Selective Enforcement - Speed	\$64,900.00
Richmond County	SC-2014-54034-5282	Selective Enforcement - Speed	\$8,950.00
Roanoke City	SC-2014-54417-5665	Selective Enforcement - Speed	\$16,490.00
Roanoke County	SC-2014-54151-5399	Selective Enforcement - Speed	\$20,000.00
Roanoke County	SC-2014-54174-5422	Selective Enforcement - Speed	\$25,000.00
Rockbridge County	SC-2014-54208-5456	Selective Enforcement - Speed	\$6,000.00
Salem City	SC-2014-54299-5547	Selective Enforcement - Speed	\$14,145.00
Shenandoah County	SC-2014-54239-5487	Selective Enforcement - Speed	\$25,000.00
Smyth County	SC-2014-54001-5249	Selective Enforcement - Speed	\$16,657.00
St. Paul Town	SC-2014-54070-5318	Selective Enforcement - Speed	\$5,595.00
Stafford County	SC-2014-54108-5356	Selective Enforcement - Speed	\$16,325.00
Stephens City Town	SC-2014-54363-5611	Selective Enforcement - Speed	\$4,500.00
Tazewell Town	SC-2014-54225-5473	Selective Enforcement - Speed	\$4,000.00

Timberville Town	SC-2014-54018-5266	Selective Enforcement - Speed	\$3,000.00
Vienna Town	SC-2014-54043-5291	Selective Enforcement - Speed	\$15,600.00
Warsaw Town	SC-2014-54341-5589	Selective Enforcement - Speed	\$3,000.00
Washington County	SC-2014-54279-5527	Selective Enforcement - Speed	\$23,535.00
Waynesboro City	SC-2014-54262-5510	Selective Enforcement - Speed	\$14,000.00
Westmoreland County	SC-2014-54226-5474	Selective Enforcement - Speed	\$10,900.00
Windsor Town	SC-2014-54408-5656	Selective Enforcement - Speed	\$10,790.00
Woodstock Town	SC-2014-54387-5635	Selective Enforcement - Speed	\$4,800.00
Wythe County	SC-2014-54179-5427	Selective Enforcement - Speed	\$28,749.00
Virginia Department of Motor Vehicles	TR-2014-54418-5666	VAHSO Technical Assistance Support (P-14)	\$63,100.00
<b>Total Amount of Awards</b>			<b>\$15,287,239.00</b>

## **FY2014 State Certification**

### **APPENDIX A TO PART 1200 – CERTIFICATION AND ASSURANCES FOR HIGHWAY SAFETY GRANTS (23 U.S.C. CHAPTER 4)**

State: VIRGINIA

Fiscal Year: 2014

Each fiscal year the State must sign these Certifications and Assurances that it complies with all requirements including applicable Federal statutes and regulations that are in effect during the grant period. (Requirements that also apply to sub recipients are noted under the applicable caption.)

In my capacity as the Governor's Representative for Highway Safety, I hereby provide the following certifications and assurances:

#### **GENERAL REQUIREMENTS**

To the best of my personal knowledge, the information submitted in the Highway Safety Plan in support of the State's application for Section 402 and Section 405 grants is accurate and complete. (Incomplete or incorrect information may result in the disapproval of the Highway Safety Plan.)

The Governor is the responsible official for the administration of the State highway safety program through a State highway safety agency that has adequate powers and is suitably equipped and organized (as evidenced by appropriate oversight procedures governing such areas as procurement, financial administration, and the use, management, and disposition of equipment) to carry out the program. (23 U.S.C. 402(b) (1) (A))

The State will comply with applicable statutes and regulations, including but not limited to:

- 23 U.S.C. Chapter 4 - Highway Safety Act of 1966, as amended
- 49 CFR Part 18 - Uniform Administrative Requirements for Grants and Cooperative Agreements to State and Local Governments
- 23 CFR Part 1200 – Uniform Procedures for State Highway Safety Grant Programs

The State has submitted appropriate documentation for review to the single point of contact designated by the Governor to review Federal programs, as required by Executive Order 12372 (Intergovernmental Review of Federal Programs).

## **FEDERAL FUNDING ACCOUNTABILITY AND TRANSPARENCY ACT (FFATA)**

The State will comply with FFATA guidance, OMB Guidance on FFATA Subaward and Executive Compensation Reporting, August 27, 2010, ([https://www.fsrs.gov/documents/OMB\\_Guidance\\_on\\_FFATA\\_Subaward\\_and\\_Executive\\_Compensation\\_Reporting\\_08272010.pdf](https://www.fsrs.gov/documents/OMB_Guidance_on_FFATA_Subaward_and_Executive_Compensation_Reporting_08272010.pdf)) by reporting to FSRS.gov for each sub-grant awarded:

Name of the entity receiving the award;

- Amount of the award;
- Information on the award including transaction type, funding agency, the North American Industry Classification System code or Catalog of Federal Domestic Assistance number (where applicable), program source;
- Location of the entity receiving the award and the primary location of performance under the award, including the city, State, congressional district, and country; and an award title descriptive of the purpose of each funding action;
- A unique identifier (DUNS);
- The names and total compensation of the five most highly compensated officers of the entity if:
  - (i) the entity in the preceding fiscal year received—
    - (I) 80 percent or more of its annual gross revenues in Federal awards;
    - (II) \$25,000,000 or more in annual gross revenues from Federal awards; and
  - (ii) the public does not have access to information about the compensation of the senior executives of the entity through periodic reports filed under section 13(a) or 15(d) of the Securities Exchange Act of 1934 (15 U.S.C. 78m(a), 78o(d)) or section 6104 of the Internal Revenue Code of 1986;
- Other relevant information specified by OMB guidance.

## **NONDISCRIMINATION**

**(applies to sub recipients as well as States)**

The State highway safety agency will comply with all Federal statutes and implementing regulations relating to nondiscrimination. These include but are not limited to: (a) Title VI of the Civil Rights Act of 1964 (Pub. L. 88-352), which prohibits discrimination on the basis of race, color or national origin (and 49 CFR Part 21); (b) Title IX of the Education Amendments of 1972, as amended (20 U.S.C. 1681-1683 and 1685-1686), which prohibits discrimination on the basis of sex; (c) Section 504 of the Rehabilitation Act of 1973, as amended (29 U.S.C. 794), and the Americans with Disabilities Act of 1990 (Pub. L. 101-336), as amended (42 U.S.C. 12101, et seq.), which prohibits discrimination on the basis of disabilities (and 49 CFR Part 27); (d) the Age Discrimination Act of 1975, as amended (42 U.S.C. 6101-6107), which prohibits discrimination on the basis of age; (e) the Civil Rights Restoration Act of 1987 (Pub. L. 100-259), which requires Federal-aid recipients and all sub recipients to prevent discrimination and ensure nondiscrimination in all of their programs and activities; (f) the Drug Abuse Office and Treatment Act of 1972 (Pub. L. 92-255), as amended, relating to nondiscrimination on the basis of drug abuse; (g) the comprehensive Alcohol Abuse and Alcoholism Prevention, Treatment and Rehabilitation Act of 1970 (Pub. L. 91-616), as amended, relating to nondiscrimination on the basis of alcohol abuse or alcoholism; (h) Sections 523 and 527 of the Public Health Service

Act of 1912, as amended (42 U.S.C. 290dd-3 and 290ee-3), relating to confidentiality of alcohol and drug abuse patient records; (i) Title VIII of the Civil Rights Act of 1968, as amended (42 U.S.C.3601, et seq.), relating to nondiscrimination in the sale, rental or financing of housing; (j) any other nondiscrimination provisions in the specific statute(s) under which application for Federal assistance is being made; and (k) the requirements of any other nondiscrimination statute(s) which may apply to the application.

## **THE DRUG-FREE WORKPLACE ACT OF 1988(41 USC 8103)**

The State will provide a drug-free workplace by:

- Publishing a statement notifying employees that the unlawful manufacture, distribution, dispensing, possession or use of a controlled substance is prohibited in the grantee's workplace and specifying the actions that will be taken against employees for violation of such prohibition;
- Establishing a drug-free awareness program to inform employees about:
  - The dangers of drug abuse in the workplace.
  - The grantee's policy of maintaining a drug-free workplace.
  - Any available drug counseling, rehabilitation, and employee assistance programs.
  - The penalties that may be imposed upon employees for drug violations occurring in the workplace.
  - Making it a requirement that each employee engaged in the performance of the grant be given a copy of the statement required by paragraph (a).
- Notifying the employee in the statement required by paragraph (a) that, as a condition of employment under the grant, the employee will –
  - Abide by the terms of the statement.
  - Notify the employer of any criminal drug statute conviction for a violation occurring in the workplace no later than five days after such conviction.
- Notifying the agency within ten days after receiving notice under subparagraph (d) (2) from an employee or otherwise receiving actual notice of such conviction.
- Taking one of the following actions, within 30 days of receiving notice under subparagraph (d)(2), with respect to any employee who is so convicted –
  - Taking appropriate personnel action against such an employee, up to and including termination.
  - Requiring such employee to participate satisfactorily in a drug abuse assistance or rehabilitation program approved for such purposes by a Federal, State, or local health, law enforcement, or other appropriate agency.
- Making a good faith effort to continue to maintain a drug-free workplace through implementation of all of the paragraphs above.

## **BUY AMERICA ACT**

**(applies to sub recipients as well as States)**

The State will comply with the provisions of the Buy America Act (49 U.S.C. 5323(j)), which contains the following requirements:

Only steel, iron and manufactured products produced in the United States may be purchased with Federal funds unless the Secretary of Transportation determines that such domestic purchases would be inconsistent with the public interest, that such materials are not reasonably available and of a satisfactory quality, or that inclusion of domestic materials will increase the cost of the overall project contract by more than 25 percent. Clear justification for the purchase of non-



domestic items must be in the form of a waiver request submitted to and approved by the Secretary of Transportation.

**POLITICAL ACTIVITY (HATCH ACT)**  
**(applies to sub recipients as well as States)**

The State will comply with provisions of the Hatch Act (5 U.S.C. 1501-1508) which limits the political activities of employees whose principal employment activities are funded in whole or in part with Federal funds.

**CERTIFICATION REGARDING FEDERAL LOBBYING**  
**(applies to sub recipients as well as States)**

Certification for Contracts, Grants, Loans, and Cooperative Agreements

The undersigned certifies, to the best of his or her knowledge and belief, that:

1. No Federal appropriated funds have been paid or will be paid, by or on behalf of the undersigned, to any person for influencing or attempting to influence an officer or employee of any agency, a Member of Congress, an officer or employee of Congress, or an employee of a Member of Congress in connection with the awarding of any Federal contract, the making of any Federal grant, the making of any Federal loan, the entering into of any cooperative agreement, and the extension, continuation, renewal, amendment, or modification of any Federal contract, grant, loan, or cooperative agreement.
2. If any funds other than Federal appropriated funds have been paid or will be paid to any person for influencing or attempting to influence an officer or employee of any agency, a Member of Congress, an officer or employee of Congress, or an employee of a Member of Congress in connection with this Federal contract, grant, loan, or cooperative agreement, the undersigned shall complete and submit Standard Form-LLL, "Disclosure Form to Report Lobbying," in accordance with its instructions.
3. The undersigned shall require that the language of this certification be included in the award documents for all sub-award at all tiers (including subcontracts, subgrants, and contracts under grant, loans, and cooperative agreements) and that all sub recipients shall certify and disclose accordingly.

This certification is a material representation of fact upon which reliance was placed when this transaction was made or entered into. Submission of this certification is a prerequisite for making or entering into this transaction imposed by section 1352, title 31, U.S. Code. Any person who fails to file the required certification shall be subject to a civil penalty of not less than \$10,000 and not more than \$100,000 for each such failure.

**RESTRICTION ON STATE LOBBYING**  
**(applies to sub recipients as well as States)**

None of the funds under this program will be used for any activity specifically designed to urge or influence a State or local legislator to favor or oppose the adoption of any specific legislative proposal pending before any State or local legislative body. Such activities include both direct and indirect (e.g., "grassroots") lobbying activities, with one exception. This does not preclude a State official whose salary is supported with NHTSA funds from engaging in direct communications with State or local legislative officials, in accordance with customary State practice, even if such communications urge legislative officials to favor or oppose the adoption of a specific pending legislative proposal.

**CERTIFICATION REGARDING DEBARMENT AND SUSPENSION**  
**(applies to sub recipients as well as States)**

Instructions for Primary Certification

1. By signing and submitting this proposal, the prospective primary participant is providing the certification set out below.
2. The inability of a person to provide the certification required below will not necessarily result in denial of participation in this covered transaction. The prospective participant shall submit an explanation of why it cannot provide the certification set out below. The certification or explanation will be considered in connection with the department or agency's determination whether to enter into this transaction. However, failure of the prospective primary participant to furnish a certification or an explanation shall disqualify such person from participation in this transaction.
3. The certification in this clause is a material representation of fact upon which reliance was placed when the department or agency determined to enter into this transaction. If it is later determined that the prospective primary participant knowingly rendered an erroneous certification, in addition to other remedies available to the Federal Government, the department or agency may terminate this transaction for cause or default.
4. The prospective primary participant shall provide immediate written notice to the department or agency to which this proposal is submitted if at any time the prospective primary participant learns its certification was erroneous when submitted or has become erroneous by reason of changed circumstances.
5. The terms *covered transaction*, *debarred*, *suspended*, *ineligible*, *lower tier covered transaction*, *participant*, *person*, *primary covered transaction*, *principal*, *proposal*, and *voluntarily excluded*, as used in this clause, have the meaning set out in the Definitions and coverage sections of 49 CFR Part 29. You may contact the department or agency to which this proposal is being submitted for assistance in obtaining a copy of those regulations.

6. The prospective primary participant agrees by submitting this proposal that, should the proposed covered transaction be entered into, it shall not knowingly enter into any lower tier covered transaction with a person who is proposed for debarment under 48 CFR Part 9, subpart 9.4, debarred, suspended, declared ineligible, or voluntarily excluded from participation in this covered transaction, unless authorized by the department or agency entering into this transaction.

7. The prospective primary participant further agrees by submitting this proposal that it will include the clause titled "Certification Regarding Debarment, Suspension, Ineligibility and Voluntary Exclusion-Lower Tier Covered Transaction," provided by the department or agency entering into this covered transaction, without modification, in all lower tier covered transactions and in all solicitations for lower tier covered transactions.

8. A participant in a covered transaction may rely upon a certification of a prospective participant in a lower tier covered transaction that it is not proposed for debarment under 48 CFR Part 9, subpart 9.4, debarred, suspended, ineligible, or voluntarily excluded from the covered transaction, unless it knows that the certification is erroneous. A participant may decide the method and frequency by which it determines the eligibility of its principals. Each participant may, but is not required to, check the list of Parties Excluded from Federal Procurement and Non-procurement Programs.

9. Nothing contained in the foregoing shall be construed to require establishment of a system of records in order to render in good faith the certification required by this clause. The knowledge and information of a participant is not required to exceed that which is normally possessed by a prudent person in the ordinary course of business dealings.

10. Except for transactions authorized under paragraph 6 of these instructions, if a participant in a covered transaction knowingly enters into a lower tier covered transaction with a person who is proposed for debarment under 48 CFR Part 9, subpart 9.4, suspended, debarred, ineligible, or voluntarily excluded from participation in this transaction, in addition to other remedies available to the Federal Government, the department or agency may terminate this transaction for cause or default.

*Certification Regarding Debarment, Suspension, and Other Responsibility Matters-Primary Covered Transactions*

(1) The prospective primary participant certifies to the best of its knowledge and belief, that its principals:

(a) Are not presently debarred, suspended, proposed for debarment, declared ineligible, or voluntarily excluded by any Federal department or agency;

(b) Have not within a three-year period preceding this proposal been convicted of or had a civil judgment rendered against them for commission of fraud or a criminal offense in connection with obtaining, attempting to obtain, or performing a public (Federal, State or local) transaction or contract under a public transaction; violation of Federal or State antitrust statutes or commission of embezzlement, theft, forgery, bribery, falsification or destruction of record, making false statements, or receiving stolen property;

(c) Are not presently indicted for or otherwise criminally or civilly charged by a governmental entity (Federal, State or Local) with commission of any of the offenses enumerated in paragraph (1)(b) of this certification; and

(d) Have not within a three-year period preceding this application/proposal had one or more public transactions (Federal, State, or local) terminated for cause or default.

(2) Where the prospective primary participant is unable to certify to any of the Statements in this certification, such prospective participant shall attach an explanation to this proposal.

#### Instructions for Lower Tier Certification

1. By signing and submitting this proposal, the prospective lower tier participant is providing the certification set out below.

2. The certification in this clause is a material representation of fact upon which reliance was placed when this transaction was entered into. If it is later determined that the prospective lower tier participant knowingly rendered an erroneous certification, in addition to other remedies available to the Federal government, the department or agency with which this transaction originated may pursue available remedies, including suspension and/or debarment.

3. The prospective lower tier participant shall provide immediate written notice to the person to which this proposal is submitted if at any time the prospective lower tier participant learns that its certification was erroneous when submitted or has become erroneous by reason of changed circumstances.

4. The terms *covered transaction*, *debarred*, *suspended*, *ineligible*, *lower tier covered transaction*, *participant*, *person*, *primary covered transaction*, *principal*, *proposal*, and *voluntarily excluded*, as used in this clause, have the meanings set out in the Definition and Coverage sections of 49 CFR Part 29. You may contact the person to whom this proposal is submitted for assistance in obtaining a copy of those regulations.

5. The prospective lower tier participant agrees by submitting this proposal that, should the proposed covered transaction be entered into, it shall not knowingly enter into any lower tier covered transaction with a person who is proposed for debarment under 48 CFR Part 9, subpart 9.4, debarred, suspended, declared ineligible, or voluntarily excluded from participation in this covered transaction, unless authorized by the department or agency with which this transaction originated.

6. The prospective lower tier participant further agrees by submitting this proposal that it will include the clause titled "Certification Regarding Debarment, Suspension, Ineligibility and Voluntary Exclusion -- Lower Tier Covered Transaction," without modification, in all lower tier covered transactions and in all solicitations for lower tier covered transactions. (See below)

7. A participant in a covered transaction may rely upon a certification of a prospective participant in a lower tier covered transaction that it is not proposed for debarment under 48 CFR Part 9, subpart 9.4, debarred, suspended, ineligible, or voluntarily excluded from the covered

transaction, unless it knows that the certification is erroneous. A participant may decide the method and frequency by which it determines the eligibility of its principals. Each participant may, but is not required to, check the List of Parties Excluded from Federal Procurement and Non-procurement Programs.

8. Nothing contained in the foregoing shall be construed to require establishment of a system of records in order to render in good faith the certification required by this clause. The knowledge and information of a participant is not required to exceed that which is normally possessed by a prudent person in the ordinary course of business dealings.

9. Except for transactions authorized under paragraph 5 of these instructions, if a participant in a covered transaction knowingly enters into a lower tier covered transaction with a person who is proposed for debarment under 48 CFR Part 9, subpart 9.4, suspended, debarred, ineligible, or voluntarily excluded from participation in this transaction, in addition to other remedies available to the Federal government, the department or agency with which this transaction originated may pursue available remedies, including suspension and/or debarment.

*Certification Regarding Debarment, Suspension, Ineligibility and Voluntary Exclusion -- Lower Tier Covered Transactions:*

1. The prospective lower tier participant certifies, by submission of this proposal, that neither it nor its principals is presently debarred, suspended, proposed for debarment, declared ineligible, or voluntarily excluded from participation in this transaction by any Federal department or agency.

2. Where the prospective lower tier participant is unable to certify to any of the statements in this certification, such prospective participant shall attach an explanation to this proposal.

**POLICY ON SEAT BELT USE**

In accordance with Executive Order 13043, Increasing Seat Belt Use in the United States, dated April 16, 1997, the Grantee is encouraged to adopt and enforce on-the-job seat belt use policies and programs for its employees when operating company-owned, rented, or personally-owned vehicles. The National Highway Traffic Safety Administration (NHTSA) is responsible for providing leadership and guidance in support of this Presidential initiative. For information on how to implement such a program, or statistics on the potential benefits and cost-savings to your company or organization, please visit the Buckle Up America section on NHTSA's website at [www.nhtsa.dot.gov](http://www.nhtsa.dot.gov). Additional resources are available from the Network of Employers for Traffic Safety (NETS), a public-private partnership headquartered in the Washington, D.C. metropolitan area, and dedicated to improving the traffic safety practices of employers and employees. NETS is prepared to provide technical assistance, a simple, user-friendly program kit, and an award for achieving the President's goal of 90 percent seat belt use. NETS can be contacted at 1 (888) 221-0045 or visit its website at [www.trafficsafety.org](http://www.trafficsafety.org).

## **POLICY ON BANNING TEXT MESSAGING WHILE DRIVING**

In accordance with Executive Order 13513, Federal Leadership On Reducing Text Messaging While Driving, and DOT Order 3902.10, Text Messaging While Driving, States are encouraged to adopt and enforce workplace safety policies to decrease crashes caused by distracted driving, including policies to ban text messaging while driving company-owned or -rented vehicles, Government-owned, leased or rented vehicles, or privately-owned when on official Government business or when performing any work on or behalf of the Government. States are also encouraged to conduct workplace safety initiatives in a manner commensurate with the size of the business, such as establishment of new rules and programs or re-evaluation of existing programs to prohibit text messaging while driving, and education, awareness, and other outreach to employees about the safety risks associated with texting while driving.

## **ENVIRONMENTAL IMPACT**

The Governor's Representative for Highway Safety has reviewed the State's Fiscal Year highway safety planning document and hereby declares that no significant environmental impact will result from implementing this Highway Safety Plan. If, under a future revision, this Plan is modified in a manner that could result in a significant environmental impact and trigger the need for an environmental review, this office is prepared to take the action necessary to comply with the National Environmental Policy Act of 1969 (42 U.S.C. 4321, et seq.) and the implementing regulations of the Council on Environmental Quality (40 CFR Parts 1500-1517).

## **SECTION 402 REQUIREMENTS**

The political subdivisions of this State are authorized, as part of the State highway safety program, to carry out within their jurisdictions local highway safety programs which have been approved by the Governor and are in accordance with the uniform guidelines promulgated by the Secretary of Transportation. (23 U.S.C. 402(b) (1) (B))

At least 40 percent (or 95 percent, as applicable) of all Federal funds apportioned to this State under 23 U.S.C. 402 for this fiscal year will be expended by or for the benefit of the political subdivision of the State in carrying out local highway safety programs (23 U.S.C. 402(b)(1)(C), 402(h) (2)), unless this requirement is waived in writing.

The State's highway safety program provides adequate and reasonable access for the safe and convenient movement of physically handicapped persons, including those in wheelchairs, across curbs constructed or replaced on or after July 1, 1976, at all pedestrian crosswalks. (23 U.S.C. 402(b) (1) (D))

The State will provide for an evidenced-based traffic safety enforcement program to prevent traffic violations, crashes, and crash fatalities and injuries in areas most at risk for such incidents. (23 U.S.C. 402(b) (1) (E))

The State will implement activities in support of national highway safety goals to reduce motor vehicle related fatalities that also reflect the primary data-related crash factors within the State as identified by the State highway safety planning process, including:


- Participation in the National high-visibility law enforcement mobilizations;
- Sustained enforcement of statutes addressing impaired driving, occupant protection, and driving in excess of posted speed limits;
- An annual statewide seat belt use survey in accordance with 23 CFR Part 1340 for the measurement of State seat belt use rates;
- Development of statewide data systems to provide timely and effective data analysis to support allocation of highway safety resources;
- Coordination of Highway Safety Plan, data collection, and information systems with the State strategic highway safety plan, as defined in 23 U.S.C. 148(a).  
(23 U.S.C. 402(b) (1) (F))

The State will actively encourage all relevant law enforcement agencies in the State to follow the guidelines established for vehicular pursuits issued by the International Association of Chiefs of Police that are currently in effect. (23 U.S.C. 402(j))

The State will not expend Section 402 funds to carry out a program to purchase, operate, or maintain an automated traffic enforcement system. (23 U.S.C. 402(c) (4))

**I understand that failure to comply with applicable Federal statutes and regulations may subject State officials to civil or criminal penalties and/or place the State in a high risk grantee status in accordance with 49 CFR 18.12.**

**I sign these Certifications and Assurances based on personal knowledge, after appropriate inquiry, and I understand that the Government will rely on these representations in awarding grant funds.**



Signature Governor's Representative for Highway Safety

6-24-13

Date

Richard D. Holcomb

Printed name of Governor's Representative for Highway Safety

