



2014



Washington State Traffic Safety

Annual Report



Table of Contents

| | |
|--|----|
| Executive Summary | 2 |
| Legislative Update | 4 |
| Fiscal Overview of Obligations and Expenditures | 6 |
| Assessment of State Progress | 7 |
| Program Updates | |
| Impaired Driving | 10 |
| Speeding | 23 |
| Young Drivers | 26 |
| Distracted Driving | 31 |
| Traffic Records | 33 |
| Occupant Protection | 38 |
| Motorcycles | 44 |
| Pedestrians and Bicycles | 48 |
| Roadway and Engineering | 53 |
| Community Programs | 61 |
| Police Traffic Services | 64 |
| Other Traffic Safety Projects | 65 |
| Planning and Administration/Technical Coordination | 67 |
| Contact Information | 68 |
| Appendix A: Acronyms | 70 |
| Appendix B: Child Passenger Safety Activity Summary..... | 71 |



Executive Summary

Washington State is a leader in traffic safety, due to its collaboration between traffic safety partners and stakeholders, and its goal of eliminating traffic fatalities and serious injuries on the state's roadways by 2030. The Washington Strategic Highway Safety Plan (SHSP), also known as the Target Zero Plan, utilizes data-driven analysis to identify traffic safety priorities to align proven strategies and counter measures to change driver behavior and save lives.

In 2013, preliminary data suggests that fatalities remained stable on all Washington roadways, decreasing slightly from 438 in 2012 to 436 in 2013. In context, the national fatality rate decreased 1.8 percent. Even with recent slowing declines in fatalities, the recent ten-year trend line shows Washington is still on track with its Target Zero goal for 2030.

Washington State 2014 Accomplishments and Challenges

Distracted Driving

During the 2014 legislative session, there was legislative interest and a bill drafted (Senate Bill 6227) to update Washington's current cell phone and texting laws. Updates included banning all handheld use, addressing all forms of electronic data (not just texting), and doubling the fine for a second or subsequent offense. The bill was stalled in committee, but we were encouraged by the lack of opposition during the hearing process and are pursuing a similar version of the bill as agency request legislation for the 2015 session.

Motorcycles

In Washington, motorcycle fatalities are not decreasing, which mirrors an alarming nationwide trend. In our state, motorcycles make up just 4 percent of the registered vehicles, but have accounted for 16 percent of the traffic fatalities (2009-2013 average). Rider impairment and speeding are major contributing factors in fatal motorcycle crashes. Under the Moving Ahead for Progress in the 21st Century Act (MAP-21) regulations, National Highway Traffic Safety Administration (NHTSA) Section 2010 only provides funding for training, recruiting trainers, or for driver awareness of motorcycles. A popular motorcycle safety campaign called "It's A Fine Line," began in our state in 2014 to promote training and



rider awareness. In order to see a significant decrease in rider fatalities, NHTSA's motorcycle safety funding should also be used to address enforcement for impaired riding, speeding, and other dangerous riding behaviors shown in fatal crashes.

Speeding

Speeding is a major factor in fatality and serious injury collisions in Washington, yet programs built to combat the problem have only provided short-term gains. The best intervention yet devised, photo radar, lacks broad-based political support; hence, the use of photo radar in Washington is limited. In 2014, preparations began for two county-level pilot projects to kick off in Federal Fiscal Year (FFY) 2015. These projects are being developed to apply the best practice Corridor and Click It or Ticket (CIOT) project models, along with newly-developed, mobile speed feedback signs. These signs provide law enforcement with important details about the extent of the speeding problems on roads, as well as the time of day and day of week, so that enforcement activity can be more strategic. Additionally, these signs provide data for the project, helping to measure the impact of the countermeasures.

Pacific Institute for Research and Evaluation (PIRE) Survey

Working with the NHTSA, the Pacific Institute for Research and Evaluation (PIRE) and state and local law enforcement, the Washington Traffic Safety Commission (WTSC) helped facilitate a statewide survey of driver drug and alcohol impairment. The PIRE study included data collection efforts that took place in June, November, and December 2014. A third data collection effort is planned for June 2015. Close to 3,000 drivers in six counties across the state will have been queried about their drinking and drug use patterns, many of which will provide saliva and blood samples to the researchers. The project will provide critical information about the extent and levels of drug and alcohol use among drivers and an important documentation of a major traffic safety problem as marijuana use becomes more widespread among the population.

Marijuana

In 2012, the voters of Washington State approved an initiative that legalized recreational marijuana, setting in motion a major societal change that threatens to undermine the gains made in reducing impaired driving, and fatal and serious injury collisions. It took the state regulatory agency, the Liquor Control Board (LCB), until July 2014 to put in place the rules and regulations that govern the sale of marijuana, with the retail stores officially opening in July 2014. By this time, the state of Colorado had developed three compelling public service announcements telling motorists that, while using marijuana is now legal, driving while high is not. Washington worked with Colorado to obtain the rights to use these ads, and placed them into an extensive air buy that ran from July 2014 through the holiday season. Other efforts involved extensive training of law enforcement that assisted them in identifying marijuana-impaired drivers.

Target Zero Teams

Target Zero Teams (TZTs) are a high-visibility, data-driven, targeted DUI enforcement partnership between the WTSC, Washington State Patrol (WSP), local law enforcement agencies, prosecu-

tors, local traffic safety taskforces, and the LCB. The project utilizes geo-coded crash data, 911 calls from citizens reporting DUI drivers, and liquor violations to determine area patrols and deployment of resources. The teams keep the public aware of their efforts through earned media events designed to garner attention and enhance deterrence.

The TZT project was launched on July 1, 2010 in King, Pierce, and Snohomish Counties. The State began funding for the WSP full-time DUI squads in these counties in July 2013, while the WTSC continued funding the local law enforcement and media efforts. In July 2013, a new demonstration TZT project was launched in Spokane and Yakima Counties to see if the model can be effective in more rural counties. This pilot will conclude on June 30, 2015.

Electronic Warrant System

A U.S. Supreme Court ruling (*McNeely v. Missouri*), and changes in state statute to accommodate the ruling, have resulted in the need for Washington law enforcement officers to seek a warrant for most DUI blood draws. Currently, only one jurisdiction in the state (Spokane) uses an electronic warrant system. Others use highly time-consuming telephonic or in person delivery for warrants. To address this situation, the Washington Impaired Driving Advisory Council (WIDAC) appropriated a portion of the state BAC fund to build an electronic warrant system that could be used statewide to decrease the time it takes to obtain a blood warrant. The system is currently under software development and a pilot project is scheduled to begin in spring 2015.

Summary

The 2014 Annual Report documents and validates Washington's success and commitment to making our roadways the safest in the nation. This report outlines the accomplishments in each element of Washington's integrated traffic safety system. Additionally, this report provides a summary of traffic safety investments made throughout the past year, including an update on 2013-14 legislative accomplishments.

Legislation

2014 Traffic Safety Related Legislation

Washington Traffic Safety Commission (WTSC)

The following information is only intended to provide a brief summary of new legislation. It is based on highlights from the final bill language, or bill reports prepared by legislative staff members and is not intended to be a complete or legal interpretation of bills enacted in 2014. Readers must refer to the applicable bill numbers or RCWs to properly interpret changes to state law.

| Bill No. Passed | Bill Short Title | Description |
|--|--|---|
| ESHB 2155 Chapter 63, 2014 Laws | Theft from spirits retailers | This bill allows the LCB to regulate practices of licensees as necessary to prevent the theft of spirits. It requires a licensee to experience two thefts within a six-month period prior to any intervention by the Board. Such events must result in a minor unlawfully using or gaining possession of spirits, or result in an adult unlawfully providing spirits to a minor. Additionally, these events must be documented by a law enforcement agency report. |
| ESSB 6001 Chapter 222, 2014 Laws | WTSC Transportation Supplemental Budget 2013-15 | The budget cut funding for the School Zone account by \$100,000. |
| SB 5141 Chapter 167, 2014 Laws | Motorcycles at traffic signal | This bill allows motorcyclists to proceed through traffic signals if the signal is triggered using a vehicle detection device that is inoperative due to the size of the motorcycle. |
| SSB 6279 Chapter 93, 2014 Laws | Search warrant applications | This bill provides for an electronic search warrant process, smoothing the way for a statewide electronic warrant system. |
| SB 6413 Chapter 100, 2014 Laws | Prior offenses for DUI | This bill adds alcohol offenses committed with commercial motor vehicles, boats, aircraft, snowmobiles, or off-road vehicles to prior offenses for DUI penalties. When a repeat DUI offender is arrested and taken into custody, this bill requires that the offender can only be released by a judge. It requires 24/7 programs to be verified by the Washington Association of Sheriffs and Police Chiefs (WASPC). It also allows judges with approved 24/7 programs to require a person to either use an ignition interlock device, participate in 24/7 monitoring, or both. |

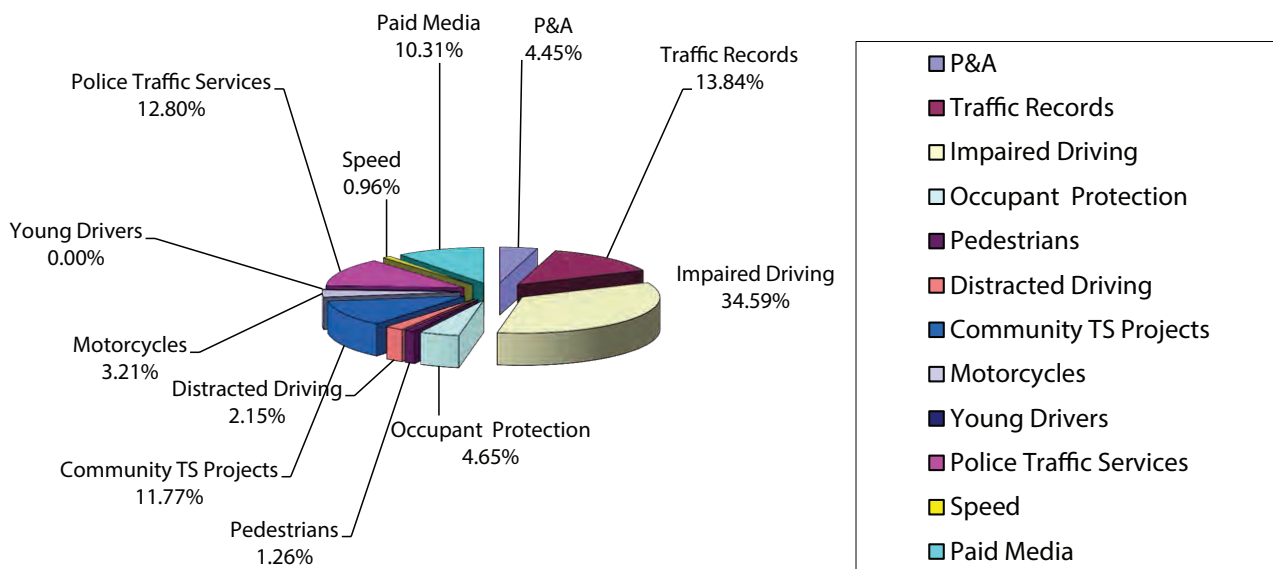
| Did Not Pass | | |
|--------------|-------------------------------|--|
| E2SHB 2149 | Medical marijuana | This bill was designed by a LCB workgroup. It would have made changes to the medical marijuana statute to align it better with retail marijuana regulations. |
| SHB 2507 | Vehicular homicide punishment | This bill would have added a ten-year enhancement to vehicular homicide sentences for any prior vehicle homicide conviction. |
| ESHB 2556 | Therapeutic courts | This bill would have clarified that every trial and juvenile court may establish therapeutic courts that incorporate best practice models. |
| SHB 2728 | Impaired driving | This bill would have required that when a repeat DUI offender is arrested and taken into custody, that person can only be released by judge. (This provision was incorporated into Senate Bill 6413). It would have required courts to notify the Department of Licensing (DOL) when ordering ignition interlock as a condition of pre-trial release. It would have clarified that having a person other than the driver blow into the device constitutes circumvention. |
| SSB 6085 | DUI violation prior offenses | This bill would have extended the look back period for counting prior DUIs from ten years to 15 years. |
| SB 6090 | DUI provisions | This bill would have reduced the number of prior DUIs before a DUI would be charged as a felony from four priors in ten years to three priors in ten years. |
| SSB 6227 | Distracted driving incidents | This bill would have qualified Washington for MAP 21 grant funds. It would have prohibited a driver from operating a motor vehicle while holding, reading from, or manually entering data into a personal wireless communications device. The fine for a second or subsequent offense would have been doubled. It would have required distracted driving questions on licensing exam. |
| SB 6415 | DUI consecutive sentences | This bill would have required felony DUI sentences to be served consecutively with any ignition interlock device violation. While the bill passed the legislature and was signed by the Governor, a null and void clause required the budget to provide specific funding to implement this act. Even though there were no fiscal notes indicating budget impact, the null and void clause remained effective. |

Fiscal Overview

Fiscal Overview of Obligations and Expenditures

Financial Summary

| Fund Source | 402 | 405 | 410 | 408 | 2010 | 2011 | MAP21 | Total | % of Total |
|-------------------------|-------------|---------|---------|---------|---------|---------|-----------|--------------------|-------------|
| P&A | \$443,222 | | | | | | | \$443,222 | 4.5% |
| Traffic Records | \$512,147 | | | 457,251 | | | 408,943 | \$1,378,341 | 13.8% |
| Impaired Driving | \$828,546 | | 393,248 | | | | 2,223,554 | \$3,445,348 | 34.6% |
| Occupant Protection | \$46,238 | 182,191 | | | | 160,954 | 73,628 | \$463,011 | 4.6% |
| Pedestrians | \$125,937 | | | | | | | \$125,937 | 1.3% |
| Distracted Driving | \$39,976 | | | | | | 174,277 | \$214,253 | 2.2% |
| Community TS Projects | \$1,172,368 | | | | | | | \$1,172,368 | 11.8% |
| Motorcycles | \$38,946 | | | | 202,165 | | 78,848 | \$319,959 | 3.2% |
| Young Drivers | \$0 | | | | | | | \$0 | 0.0% |
| Police Traffic Services | \$1,275,003 | | | | | | | \$1,275,003 | 12.8% |
| Speed | \$95,577 | | | | | | | \$95,577 | 1.0% |
| Paid Media | \$498,166 | | | | | | 528,457 | \$1,026,623 | 10.3% |
| TOTAL | | | | | | | | \$9,959,642 | 100% |



Assessment of State Progress

Collision Data and Performance Measures

| Outcome Measure | 2009 | 2010 | 2011 | 2012 | 2013* | 2013 Goal | 2014 Goal |
|---|-------|-------|-------|--------------------|-------|-----------|-----------|
| Fatalities | 492 | 460 | 454 | 438 | 436 | 478 | 381 |
| Fatality Rate[#] | 0.87 | 0.80 | 0.80 | 0.77 | 0.76 | 0.81 | 0.76 |
| Serious Injuries | 2,646 | 2,482 | 2,136 | 2,200 | 1,915 | 2,102 | 1,910 |
| Serious Injury Rate[#] | 4.69 | 4.34 | 3.75 | 3.88 | 3.35 | 3.62 | ^ |
| Rural Road Fatalities[!] | 313 | 257 | 274 | 271 | 223 | ^ | 226 |
| Rural Road Fatality Rate[#] | 1.88 | 1.50 | 1.61 | 1.59 | 1.43 | ^ | ^ |
| Urban Road Fatalities[!] | 171 | 196 | 178 | 167 | 213 | ^ | 152 |
| Urban Road Fatality Rate[#] | 0.43 | 0.49 | 0.45 | 0.42 | 0.51 | ^ | ^ |
| Observed Daytime Seatbelt Use | 96.4% | 97.6% | 97.5% | 94.5% [!] | & | 98% | 98% |
| Unrestrained Passenger Fatalities | 148 | 102 | 98 | 101 | 88 | 98 | 98 |
| Unrestrained Passenger Serious Injuries | 296 | 256 | 212 | 219 | 205 | ^ | 199 |
| Fatalities Involving a Driver with BAC_≥.08 | 189 | 152 | 135 | 126 | 121 | 151 | 126 |
| Fatalities Involving a Drug or Alcohol Impaired Driver | 265 | 240 | 199 | 202 | 208 | 247 | 188 |
| Serious Injuries Involving a Drug or Alcohol Impaired Driver[!] | 570 | 470 | 479 | 401 | 412 | ^ | 408 |
| Speeding Involved Fatalities | 210 | 176 | 169 | 161 | 181 | 202 | 152 |
| Speeding Involved Serious Injuries[!] | 854 | 688 | 584 | 579 | 524 | ^ | 576 |
| Distracted/Inattentive Driver Involved Fatalities | 161 | 134 | 131 | 121 | 112 | 126 | 107 |
| Number of Drivers age 16-20 Involved in Fatal Crashes | 87 | 63 | 60 | 40 | 68 | 79 | 59 |

*2013 estimates are based on preliminary data and are subject to change as more information becomes available. # Rates based per 100 Million Vehicle Miles Traveled (VMT).

^ No performance target set for this outcome.

!New methodology employed, not comparable to previous years.

& Data not yet available.

| Outcome Measure | 2009 | 2010 | 2011 | 2012 | 2013* | 2013 Goal | 2014 Goal |
|---|------|------|----------|----------|----------------------|-----------|-----------|
| Number of Drivers age 16-20 Involved in Serious Injury Crashes ¹ | 448 | 401 | 337 | 298 | 245 | ^ | ?^ |
| Number of Drivers age 21-25 Involved in Fatal Crashes ¹ | 89 | 92 | 80 | 83 | 75 | ^ | 72 |
| Number of Drivers age 21-25 Involved in Serious Injury Crashes ¹ | 434 | 434 | 358 | 341 | 311 | ^ | ?^ |
| Motorcyclist Fatalities | 68 | 68 | 70 | 82 | 73 | 60 | 60 |
| Unhelmeted Motorcyclist Fatalities | 5 | 6 | 1 | 5 | 7 | 2 | ^ |
| Unendorsed Motorcyclist Fatalities | 15 | 20 | 10 | 28 | 17 | ^ | ^ |
| Motorcyclist Serious Injuries ¹ | 478 | 388 | 364 | 404 | 347 | ^ | 333 |
| Pedestrian Fatalities | 62 | 63 | 68 | 75 | 50 | 57 | 58 |
| Pedestrian Serious Injuries ¹ | 289 | 292 | 288 | 337 | 260 | ^ | 247 |
| Bicyclist Fatalities ¹ | 9 | 6 | 11 | 12 | 11 | ^ | 7 |
| Bicyclist Serious Injuries ¹ | 110 | 117 | 114 | 110 | 82 | ^ | 96 |
| Run-off-the-Road Fatalities ¹ | 227 | 200 | 188 | 158 | 189 | ^ | 162 |
| Run-off-the-Road Serious Injuries ¹ | 857 | 675 | 627 | 612 | 577 | ^ | 572 |
| Intersection Related Fatalities ¹ | 96 | 105 | 89 | 75 | 91 | ^ | 78 |
| Intersection Related Serious Injuries ¹ | 850 | 867 | 757 | 751 | 670 | ^ | 652 |
| Average Days from Collision to Availability in the Statewide Collision Database for Analysis ¹ | | | 205 Days | 148 Days | 32 Days ⁺ | ^ | 90 Days |
| Percent of Public Road Miles Available for GIS Use ¹ | | | | 47% | 61% [#] | ^ | 70% |

*2013 estimates are based on preliminary data and are subject to change as more information becomes available.

^ No performance target set for this outcome

#Measured in June 2013.

+Measured in November 2013.

?2014 serious injury goals were set based on number of serious injuries involving young drivers, rather than the number of young drivers.

FFY 2014 Performance Activity Measures

| Activity Measure | 5 Grant-Funded Mobilizations | Target Zero Teams | Total |
|--|------------------------------|-------------------|-------|
| Number of seat belt citations issued during grant-funded enforcement activities | 2665 | 1013 | 3678 |
| Number of impaired driving arrests made during grant-funded enforcement activities | 785 | 1606 | 2391 |
| Number of speeding citations issued during grant-funded enforcement activities | 5074 | 2585 | 7659 |

Paid Media*

| Program | Amount | Fund | Month | Media Channel(s) | Remarks |
|---------------------|-----------|------------|----------------------------|--|--|
| Impaired Driving | \$700,000 | 402 | Nov – Jan, Jul, Aug - Sept | TV, Radio, Digital, Outdoor Billboards | National mobilizations and sustained enforcement |
| Occupant Protection | \$300,000 | MAP-21 405 | May - Jun | TV, Radio, Digital, Outdoor Billboards | National mobilization |

*Additional information on paid media is included in individual program updates.

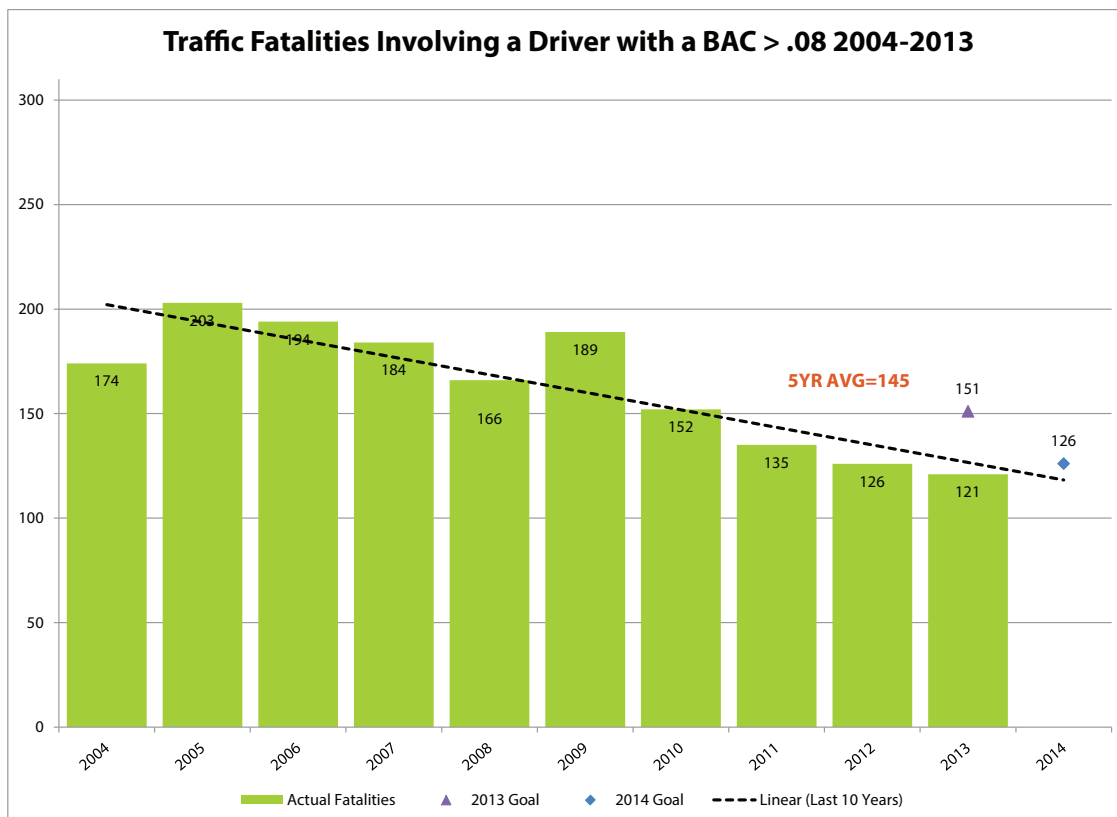
Impaired Driving

Problem Statement

From 2011-2013, impaired drivers were a factor in 45.9 percent of traffic fatalities and 22.3 percent of serious injuries. Impaired driver-involved fatalities decreased 19.8 percent in 2011-2013 (609) compared with 2008-2010 (759). During this same time period, serious injuries involving an impaired driver decreased by 11.2 percent (1,567 to 1,392).

In 2013, 30.5 percent of fatalities involved a drug impaired driver and 27.8 percent involved an alcohol impaired driver, marking the second year in a row where drug impairment is occurring more frequently than alcohol impairment. Many drivers were impaired by both drugs and alcohol.

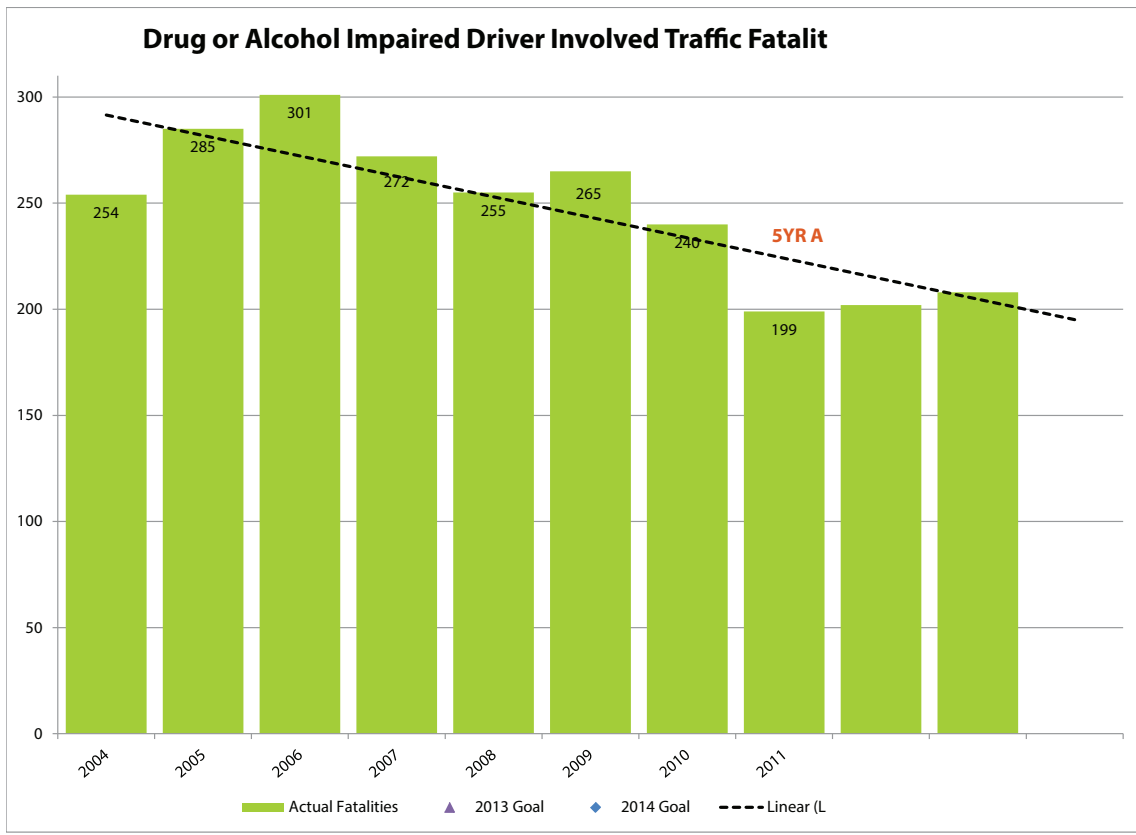
Performance Measures



SOURCE: WA FARS

Outcome Measure: Reduce the number of fatalities involving a driver with a BAC > .08 to 151 by December 31, 2013.

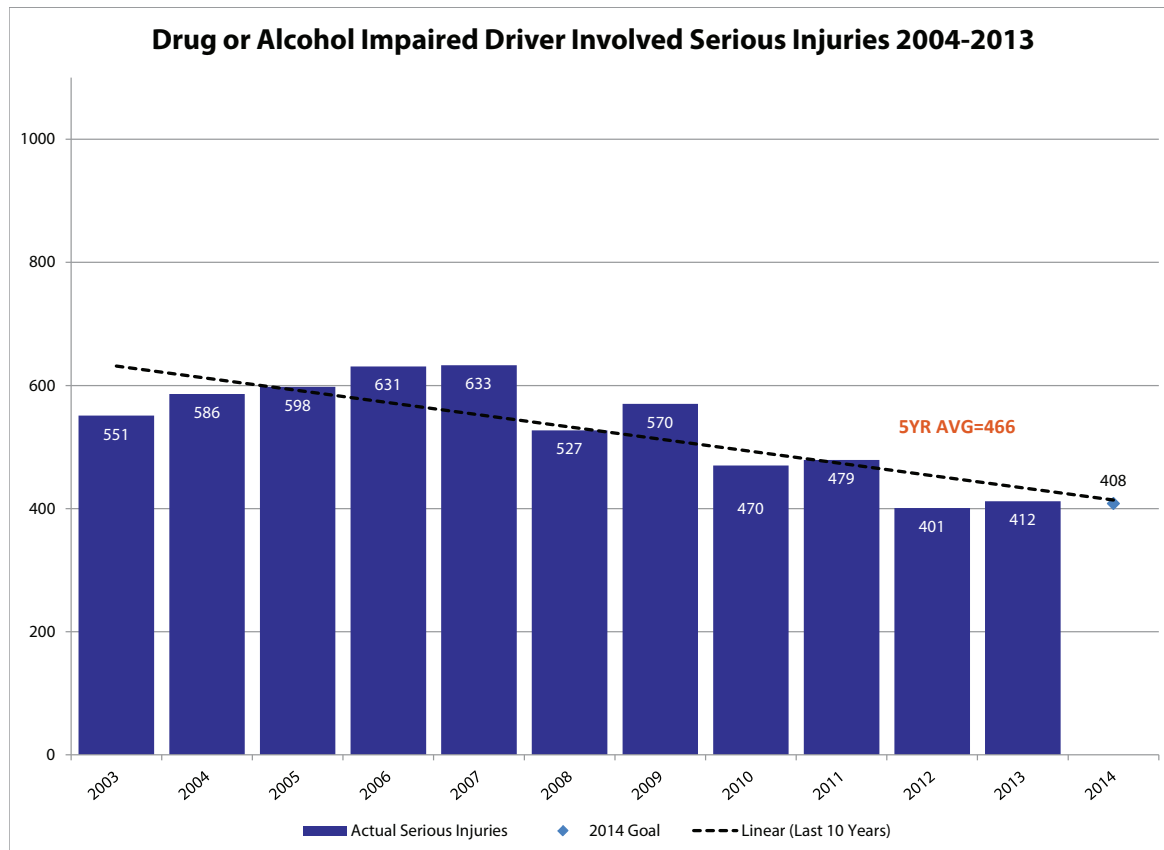
Results: In 2013, there were 121 fatalities involving a driver with a BAC > .08, achieving the HSP 2013 goal of 151 by 19.9 percent.



SOURCE: WA FARS

Outcome Measure: Reduce the number of fatalities involving a drug or alcohol impaired driver to 247 by December 31, 2013.

Results: In 2013, there were 208 fatalities involving a drug or alcohol impaired driver, achieving the HSP 2013 goal of 247 by 15.8 percent.



SOURCE: WSDOT

Outcome Measure: New performance target set in 2014.

Results: In 2013, there were 412 serious injuries involving a drug or alcohol impaired driver.

Projects

The following projects were completed in FFY 2014. These projects were chosen as a result of their anticipated impact on the core outcome measures listed above. Each project aligns with one or more strategies listed in Washington State’s Strategic Highway Safety Plan, called Target Zero.

DUI Therapeutic Courts

| | | |
|---|------------------------------|---------------------------------|
| Grant Recipient Yakima County District Court | Federal Project # AL14-04 | Program Manager Jonna VanDyk |
| <p>Project Description: This grant supported the on-going activities of a DUI court in Yakima County. The court provides substance abuse assessment and treatment for non-violent DUI offenders who must remain drug and alcohol abstinent to remain in the program. Court services include education, medical, housing, employment, mentoring, and volunteer programs.</p> <p>Results: During FFY14 the DUI Court admitted 20 participants into the program and has been grappling with a waiting list. There have been four graduates of the program this year. Numerous incentives were awarded to program participants who stayed sober and worked the program and the number of UA tests administered by the program has been over 1000. Participants must meet with their probation officer regularly and over 3,000 visits were made. Participants logged over 4,000 hours of treatment during the year. Each participant attended five AA meetings per week, resulting in over 3000 meetings.</p> | | |
| Fund Source 402 | Amount Approved \$100,000 | Amount Expended \$100,000 |

| | | |
|---|------------------------------|---------------------------------|
| Grant Recipient Spokane County District Court Probation | Federal Project # AL14-05 | Program Manager Jonna VanDyk |
| <p>Project Description: Spokane County's Intensive Supervision Therapeutic Court (ISTC) implements a best practice system of centralized alcohol addiction screening, assessment, referral and supervision involving repeat DUI offenders. Identification, supervision in the pre-trial phase, intake and case planning were performed by a team member from this DUI court program with the ultimate goal of reducing impaired driving serious injury and fatality collisions by addressing the very client population most likely to cause such collisions.</p> <p>Results: The year began with changes that led to docket changes, drug/alcohol testing modifications and an increase of communication between ISTC staff with other District Court personnel. The frequency of testing for offenders was addressed which led to an increase in testing and the addition of drug screening in addition to alcohol. Another change involved warrant sweeps that included law enforcement and probation personnel. This resulted in the arrest of seven non-compliant offenders, all of which received the balance of their time in jail. Another milestone of this grant year is that a 30 day violation-free period was instituted in all phases of the program. Finally, there were 37 new people ordered into the program, bringing the total to 102 participants, 25 graduates, 1,165 treatment review hearings held and reducing violations from a total of 791 in 2012/13 to 712 for FFY 2014. Offender relapse history has also been reduced from 175 in 2012/13 to 137 in FFY 2014.</p> | | |
| Fund Source 402 | Amount Approved \$79,240 | Amount Expended \$71,446 |

| | | |
|--|------------------------------|---------------------------------|
| Grant Recipient Okanogan County District Court | Federal Project # AL14-06 | Program Manager Jonna VanDyk |
| <p>Project Description: This grant supported the development of a DUI court in Okanogan County. The court provides substance abuse assessment and treatment for non-violent DUI offenders who must remain drug and alcohol abstinent to remain in the program. Court services include education, medical, housing, employment, mentoring, and volunteer programs.</p> <p>Results: The program was successfully established and, at the end of the year, a new county sales tax provided continuing funds to keep the DUI court operational. The court serves a wide geographic area and one of the biggest challenges for court staff was the transportation of court participants as there is no mass transit servicing the area. The biggest achievement of the court, in addition to getting established, was the birth of a baby to one of the court participants, a baby that otherwise likely would have had to endure a lifetime of fetal alcohol syndrome or impacts from her mother's substance abuse. During FFY 2014, the Okanogan court served 10 clients and 7 of them are gainfully employed. They also developed a screening process for participants and developed and refined procedures for the court.</p> | | |
| Fund Source 402 | Amount Approved \$50,000 | Amount Expended \$21,530 |

High Visibility Enforcement Projects DUI High Visibility Enforcement Earned Media and Ancillary

| Grant Recipient WTSC | Federal Project # AL14-07 | Program Manager Erica Stineman |
|---|------------------------------|-----------------------------------|
| <p>Project Description: The communications goal for mobilization projects is to reach our primary target demographic. As part of a proven strategy, this grant funds news media, outreach, and publicity efforts as a component of the DUI High Visibility Enforcement campaigns.</p> <p>Results: News releases were distributed before and after our three DUI High Visibility Enforcement campaigns, Holiday, Summer Kickoff, and August DSOGPO, to notify Washington drivers of the patrols and the results. Print materials, vinyl banners, social media, and other localized publicity efforts are in use by TZMs.</p> | | |
| Fund Source 402 | Amount Approved \$100,000 | Amount Expended \$74,285 |

| Grant Recipient WTSC | Federal Project # PM14-01, M1*PM14-02 | Program Manager Erica Stineman |
|---|--|-----------------------------------|
| <p>Project Description: The communications goal for mobilizations is to reach our primary target demographic. As part of a proven strategy, this grant funded paid media as a component of the DUI High Visibility Enforcement campaigns. Paid media includes TV, radio and online ads, and outdoor billboards.</p> <p>Results: An extensive buy plan was created and delivered by our media buyer contractor for our three DUI High Visibility Enforcement campaigns, Holiday, Summer Kickoff, and August DSOGPO. Buys included TV, radio, digital, and outdoor advertising.</p> | | |
| Fund Source 402, 405b | Amount Approved \$700,000 | Amount Expended \$ 689,971 |

| Grant Recipient WSP | | Federal Project # PT14-02 | | Program Manager Angie Ward | | | | | | | | | | | | | | | | | | | | | | | | | | | | | | | | | | | | |
|--|----------------------------------|-------------------------------|------------------------------------|---|--|--|----------------------------------|-------------------------------|------------------------------------|---|----------------|-----|------|------|------|----------|------|------|------|------|-----------|-----|------|------|------|-------------|---|-----|----|----|-----------------|-----|-----|-----|-----|-------------------------------|-----|-----|-----|-----|
| <p>Project Description: This grant funded statewide high visibility enforcement (HVE) DUI mobilizations including the national Holiday DUI campaign and “Drive Sober or Get Pulled Over” as part of the NHTSA August/Labor Day effort. Overtime patrols were coordinated on the local level by Target Zero Managers. Media support and local law enforcement overtime were funded under separate projects. This grant also funded HVE patrols for two corridor projects.</p> <p>Results:</p> <p>Washington State Patrol</p> <p>Impaired Driving High Visibility Enforcement Mobilization Results:</p> <table border="1"> <thead> <tr> <th></th> <th>Yakima/Seattle Corridor Projects</th> <th>Holiday DUI 11/27/13 – 1/1/14</th> <th>Summer Kick-off 7/1/14 – 7/13/2014</th> <th>Labor Day Drive Sober or Get Pulled Over 8/18/14 – 9/1/14</th> </tr> </thead> <tbody> <tr> <td>Overtime Hours</td> <td>563</td> <td>3267</td> <td>1371</td> <td>1536</td> </tr> <tr> <td>Contacts</td> <td>1505</td> <td>6558</td> <td>3303</td> <td>3368</td> </tr> <tr> <td>Citations</td> <td>858</td> <td>2122</td> <td>1489</td> <td>1627</td> </tr> <tr> <td>DUI Arrests</td> <td>2</td> <td>224</td> <td>67</td> <td>95</td> </tr> <tr> <td>Speed Citations</td> <td>163</td> <td>720</td> <td>600</td> <td>687</td> </tr> <tr> <td>Occupant Protection Citations</td> <td>263</td> <td>136</td> <td>134</td> <td>127</td> </tr> </tbody> </table> | | | | | | | Yakima/Seattle Corridor Projects | Holiday DUI 11/27/13 – 1/1/14 | Summer Kick-off 7/1/14 – 7/13/2014 | Labor Day Drive Sober or Get Pulled Over 8/18/14 – 9/1/14 | Overtime Hours | 563 | 3267 | 1371 | 1536 | Contacts | 1505 | 6558 | 3303 | 3368 | Citations | 858 | 2122 | 1489 | 1627 | DUI Arrests | 2 | 224 | 67 | 95 | Speed Citations | 163 | 720 | 600 | 687 | Occupant Protection Citations | 263 | 136 | 134 | 127 |
| | Yakima/Seattle Corridor Projects | Holiday DUI 11/27/13 – 1/1/14 | Summer Kick-off 7/1/14 – 7/13/2014 | Labor Day Drive Sober or Get Pulled Over 8/18/14 – 9/1/14 | | | | | | | | | | | | | | | | | | | | | | | | | | | | | | | | | | | | |
| Overtime Hours | 563 | 3267 | 1371 | 1536 | | | | | | | | | | | | | | | | | | | | | | | | | | | | | | | | | | | | |
| Contacts | 1505 | 6558 | 3303 | 3368 | | | | | | | | | | | | | | | | | | | | | | | | | | | | | | | | | | | | |
| Citations | 858 | 2122 | 1489 | 1627 | | | | | | | | | | | | | | | | | | | | | | | | | | | | | | | | | | | | |
| DUI Arrests | 2 | 224 | 67 | 95 | | | | | | | | | | | | | | | | | | | | | | | | | | | | | | | | | | | | |
| Speed Citations | 163 | 720 | 600 | 687 | | | | | | | | | | | | | | | | | | | | | | | | | | | | | | | | | | | | |
| Occupant Protection Citations | 263 | 136 | 134 | 127 | | | | | | | | | | | | | | | | | | | | | | | | | | | | | | | | | | | | |
| Fund Source 402 | | Amount Approved \$372,000 | | Amount Expended \$ 391,099 | | | | | | | | | | | | | | | | | | | | | | | | | | | | | | | | | | | | |

| Grant Recipient WTSC Local Law Enforcement Agencies | Federal Project # PT14-03 | Program Manager Angie Ward | | | | | | | | | | | | | | | | | | | | | | | | | | | | |
|--|----------------------------------|--|--|----------------------------------|--|--|----------------|------|------|------|----------|------|------|------|-----------|------|-----|------|-------------|-----|----|-----|-----------------|-----|-----|-----|-------------------------------------|----|----|----|
| <p>Project Description: This project funded statewide high visibility enforcement DUI mobilizations including the national Holiday DUI campaign and “Drive Sober or Get Pulled Over” as part of the NHTSA August/Labor Day effort. One hundred forty one law enforcement agencies received funding for these overtime patrols coordinated on the local level by Target Zero Managers. Media support and Washington State Patrol overtime were funded under separate projects.</p> <p>Results:</p> <p>Local Law Enforcement</p> <p>Impaired Driving High Visibility Enforcement Mobilization Results</p> <table border="1"> <thead> <tr> <th></th> <th>Holiday DUI 11/27/13 – 1/1/14</th> <th>Summer Kick-off 7/1/14 – 7/13/2014</th> <th>Labor Day Drive Sober or Get Pulled Over 8/18/14 – 9/1/14</th> </tr> </thead> <tbody> <tr> <td>Overtime Hours</td> <td>2576</td> <td>1058</td> <td>2153</td> </tr> <tr> <td>Contacts</td> <td>6169</td> <td>2554</td> <td>5349</td> </tr> <tr> <td>Citations</td> <td>1454</td> <td>665</td> <td>1548</td> </tr> <tr> <td>DUI Arrests</td> <td>188</td> <td>52</td> <td>125</td> </tr> <tr> <td>Speed Citations</td> <td>471</td> <td>257</td> <td>771</td> </tr> <tr> <td>Occupant Protection Citations</td> <td>40</td> <td>26</td> <td>48</td> </tr> </tbody> </table> | | | | Holiday DUI 11/27/13 – 1/1/14 | Summer Kick-off 7/1/14 – 7/13/2014 | Labor Day Drive Sober or Get Pulled Over 8/18/14 – 9/1/14 | Overtime Hours | 2576 | 1058 | 2153 | Contacts | 6169 | 2554 | 5349 | Citations | 1454 | 665 | 1548 | DUI Arrests | 188 | 52 | 125 | Speed Citations | 471 | 257 | 771 | Occupant Protection Citations | 40 | 26 | 48 |
| | Holiday DUI 11/27/13 – 1/1/14 | Summer Kick-off 7/1/14 – 7/13/2014 | Labor Day Drive Sober or Get Pulled Over 8/18/14 – 9/1/14 | | | | | | | | | | | | | | | | | | | | | | | | | | | |
| Overtime Hours | 2576 | 1058 | 2153 | | | | | | | | | | | | | | | | | | | | | | | | | | | |
| Contacts | 6169 | 2554 | 5349 | | | | | | | | | | | | | | | | | | | | | | | | | | | |
| Citations | 1454 | 665 | 1548 | | | | | | | | | | | | | | | | | | | | | | | | | | | |
| DUI Arrests | 188 | 52 | 125 | | | | | | | | | | | | | | | | | | | | | | | | | | | |
| Speed Citations | 471 | 257 | 771 | | | | | | | | | | | | | | | | | | | | | | | | | | | |
| Occupant Protection Citations | 40 | 26 | 48 | | | | | | | | | | | | | | | | | | | | | | | | | | | |
| Fund Source 402 | Amount Approved \$475,000 | Amount Expended \$ 384,782 | | | | | | | | | | | | | | | | | | | | | | | | | | | | |

Local Community Impaired Driving Projects

| | | |
|--|------------------------------|-----------------------------------|
| Grant Recipient Thurston County Prosecutor's Office | Federal Project # AL14-08 | Program Manager Shelly Baldwin |
| <p>Project Description: In 2010-2011, about 47 percent of fatal collisions in Thurston county included a fatality of someone under 25, and almost 1/4 included the death of a youth under 18. Goals of the Party Intervention Patrol project are to reduce these collisions by locating underage drinking events and conducting legal interventions to educate those juveniles and their parents. They will identify high-risk regions, build collaborations with law enforcement, and reduce alcohol sales to minors. Outcomes of all project efforts will be recorded, measured, and reported.</p> <p>Results: Four Party Invention Patrols were held in FFY 2014. Dates were chosen based on high school events occurring throughout the county including proms and graduations. These patrols netted 33 underage youth who were arrested for MIP and two adults arrested and charged with furnishing. All underage drinkers met with chemical dependency professionals and given a screening and brief intervention. Most were picked up by parents who had a chance to meet with parent volunteers. Retail alcohol compliance checks were also conducted and publicized in two waves. Of the thirty checked in the first wave, 12 sold to minors. Of the thirty checked in the second wave only three sold to minors.</p> | | |
| Fund Source 402 | Amount Approved \$41,000 | Amount Expended \$30,038 |

Target Zero Teams Projects

| Grant Recipient WSP | Federal Project # M5HVE14-01 | Program Manager Shelly Baldwin | | | | | | | | | | | | | | | | | | | | | | | | | | | | |
|---|---------------------------------|-----------------------------------|--------|--------|---------|-------|------------------|-------|-------|--------|----------|-------|-------|--------|-----------|-------|-------|-------|-------------|-----|-----|-------|-----------------|-------|-----|-------|-------------------------------|-----|-----|-----|
| <p>Project Description: Beginning in 2010, the Target Zero Teams program in Pierce, King, and Snohomish Counties has shown the effectiveness of intense, high-visibility DUI enforcement. This TZT program is expanding into Yakima and Spokane Counties. This grant provides funding to the <u>Washington State Patrol</u> for troopers and sergeants in Yakima and Spokane counties. DUI arrests and the reductions of impaired driving collisions in these WSP districts will be compared to trooper activity logs to measure effectiveness of TZT project. Sustained funding for the three pilot counties of Pierce, King, and Snohomish comes from state sources approved during by the 2012 Legislature.</p> <p>Results:</p> <table border="1"> <thead> <tr> <th></th> <th>Yakima</th> <th>Spokane</th> <th>Total</th> </tr> </thead> <tbody> <tr> <td>Productive Hours</td> <td>9,325</td> <td>9,281</td> <td>18,607</td> </tr> <tr> <td>Contacts</td> <td>9,898</td> <td>7,712</td> <td>17,610</td> </tr> <tr> <td>Citations</td> <td>4,519</td> <td>4,029</td> <td>8,548</td> </tr> <tr> <td>DUI Arrests</td> <td>483</td> <td>862</td> <td>1,345</td> </tr> <tr> <td>Speed Citations</td> <td>1,303</td> <td>889</td> <td>2,192</td> </tr> <tr> <td>Occupant Protection Citations</td> <td>275</td> <td>714</td> <td>989</td> </tr> </tbody> </table> | | | | Yakima | Spokane | Total | Productive Hours | 9,325 | 9,281 | 18,607 | Contacts | 9,898 | 7,712 | 17,610 | Citations | 4,519 | 4,029 | 8,548 | DUI Arrests | 483 | 862 | 1,345 | Speed Citations | 1,303 | 889 | 2,192 | Occupant Protection Citations | 275 | 714 | 989 |
| | Yakima | Spokane | Total | | | | | | | | | | | | | | | | | | | | | | | | | | | |
| Productive Hours | 9,325 | 9,281 | 18,607 | | | | | | | | | | | | | | | | | | | | | | | | | | | |
| Contacts | 9,898 | 7,712 | 17,610 | | | | | | | | | | | | | | | | | | | | | | | | | | | |
| Citations | 4,519 | 4,029 | 8,548 | | | | | | | | | | | | | | | | | | | | | | | | | | | |
| DUI Arrests | 483 | 862 | 1,345 | | | | | | | | | | | | | | | | | | | | | | | | | | | |
| Speed Citations | 1,303 | 889 | 2,192 | | | | | | | | | | | | | | | | | | | | | | | | | | | |
| Occupant Protection Citations | 275 | 714 | 989 | | | | | | | | | | | | | | | | | | | | | | | | | | | |
| Fund Source 405d | Amount Approved \$1,606,000 | Amount Expended \$1,451,218 | | | | | | | | | | | | | | | | | | | | | | | | | | | | |

| Grant Recipient | Federal Project # | Program Manager | | | | | | | | | | | | | | |
|---|---|-----------------|--|---|------------------|------|----------|------|-----------|------|-------------|-----|-----------------|-----|-------------------------------|----|
| WTSC | M5HVE14-02 | Shelly Baldwin | | | | | | | | | | | | | | |
| <p>Project Description: Beginning in 2010, the Target Zero Teams program in Pierce, King, and Snohomish Counties showed the effectiveness of intense, high-visibility DUI enforcement. This TZT program is expanding into Yakima and Spokane counties. This grant provides overtime funding for <u>local law enforcement agencies</u> in Yakima and Spokane Counties to coordinate efforts with WSP Target Zero Troopers. DUI arrests and the reductions of impaired driving collisions in these five counties will measure effectiveness of TZT project.</p> <p>Results:</p> <table border="1"> <thead> <tr> <th></th> <th>King, Pierce, Snohomish, Spokane, Yakima Counties</th> </tr> </thead> <tbody> <tr> <td>Productive Hours</td> <td>2870</td> </tr> <tr> <td>Contacts</td> <td>5243</td> </tr> <tr> <td>Citations</td> <td>1561</td> </tr> <tr> <td>DUI Arrests</td> <td>261</td> </tr> <tr> <td>Speed Citations</td> <td>393</td> </tr> <tr> <td>Occupant Protection Citations</td> <td>21</td> </tr> </tbody> </table> | | | | King, Pierce, Snohomish, Spokane, Yakima Counties | Productive Hours | 2870 | Contacts | 5243 | Citations | 1561 | DUI Arrests | 261 | Speed Citations | 393 | Occupant Protection Citations | 21 |
| | King, Pierce, Snohomish, Spokane, Yakima Counties | | | | | | | | | | | | | | | |
| Productive Hours | 2870 | | | | | | | | | | | | | | | |
| Contacts | 5243 | | | | | | | | | | | | | | | |
| Citations | 1561 | | | | | | | | | | | | | | | |
| DUI Arrests | 261 | | | | | | | | | | | | | | | |
| Speed Citations | 393 | | | | | | | | | | | | | | | |
| Occupant Protection Citations | 21 | | | | | | | | | | | | | | | |
| Fund Source | Amount Approved | Amount Expended | | | | | | | | | | | | | | |
| 405d | \$916,000 | \$534,413 | | | | | | | | | | | | | | |

| Grant Recipient | Federal Project # | Program Manager |
|---|-------------------|-----------------|
| Spokane County Prosecutor's Office | AL14-03 | Shelly Baldwin |
| <p>Project Description: Target Zero Teams in Spokane will increase the number of DUI arrests and the need for strong prosecutorial response. With the legalization of marijuana in Washington, enforcement of impaired driving presents new issues in detecting, arresting, and prosecuting impaired drivers. The Prosecutor's Office will train law enforcement officers in the search warrant application process to strengthen the state's case and reduce the rate of breathalyzer/blood refusals. Results will be measured through statistical evaluation of cases from DISCIS and reports from Target Zero Teams.</p> <p>Results: This project continues to expand judicial, probationary, law enforcement and prosecutorial understanding of current and developing DUI issues by working throughout Eastern Washington providing training and resources to those involved in the DUI system. The Target Zero Prosecutor provides a liaison between the state's prosecutors, law enforcement, judges, and the traffic safety community with the goal of obtaining a greater traffic safety record and more effective prosecutions of DUI and other traffic safety cases. The Target Zero Prosecutor managed the county's transition to electronic search warrants, leading the state in adopting this time saving technical advancement.</p> | | |
| Fund Source | Amount Approved | Amount Expended |
| 402 | \$147,225 | \$128,271 |

| Grant Recipient Pierce County Prosecuting Attorney | Federal Project # AL14-02 | Program Manager Shelly Baldwin |
|--|------------------------------|-----------------------------------|
| <p>Project Description: The Pierce County Prosecuting Attorney's Office is committed to partnering with the local justice system and law enforcement agencies including Target Zero Teams to reduce impaired driving through aggressive and effective prosecution of violators. This grant funding will add two full-time Deputy Prosecuting Attorneys to work exclusively on impaired driving cases and reduce the amount of time between incident and adjudication in the court.</p> <p>Results: Prior to this grant funding, it took an average of 15.2 days from referral of a DUI case from law enforcement to the time that the prosecutor's office reviewed the case for charging. In this reporting period, that time has been reduced to an average of 1.05 days. The delay between arrest of a DUI offender and the submission of the DUI report to the prosecutor's office has also been minimized. This is especially important since the Pierce County Jail changed their booking policy to keep repeat offenders in custody on a "no bail hold" until released by a judicial officer. This change was in response to Senate Bill 6413 and became effective June 12, 2014. We are in regular contact with our law enforcement partners regarding this issue. Most of the time, we do have the reports and are able to charge the in-custody DUI cases prior to the Pierce County District Court's 11:00 a.m. deadline. For the occasions that we do not, we have contacts within each agency who are very helpful. At this point, we are all working together diligently to charge the DUI offenders while they are still in custody. Together, these improvements have helped this project further the goal of reducing the amount of time before DUI defendants are before the Court. In addition, during the last quarter all of the DUI cases brought by Target Zero Troopers that reached a disposition resulted in the defendant being held accountable.</p> <p>Because of this reduction in pretrial DUI cases, the criminal justice system in Pierce County District Court is becoming more efficient and effective, resulting in safer streets. The bottom line is that the funding provided by this grant has allowed the Pierce County Prosecutor's Office to dedicate the necessary resources to effective prosecution of impaired drivers in Pierce County.</p> | | |
| Fund Source 402 | Amount Approved \$192,000 | Amount Expended \$191,999 |

WSP – Traffic Safety Resource Prosecutors

| Grant Recipient WSP | Federal Project # K814-01 | Program Manager Mark Medalen |
|---|------------------------------|---------------------------------|
| <p>Project Description: Impaired drivers account for nearly half of all traffic fatalities in Washington. The Traffic Safety Resource Prosecutor (TSRP) program is a best practice to reduce impaired driving. Two TSRPs worked with WSP's Impaired Driving Section during FFY 2014 with access to the state's leading experts in BAC testing, toxicology, standard field sobriety tests, ignition interlock, and the Drug Recognition Expert program - a tremendous benefit to our state's prosecutors. The program is measured by number of officers and prosecutors trained, total training hours provided, and number of technical assistance responses provided to prosecutors and law enforcement. Ultimately, the number of impaired driving crashes should be reduced.</p> <p>Results: The grant year beginning October 1, 2013, and ending on September 30, 2014, continued the very active demand for the specialized services of the TSRP program. Hands-on training of 171 hours was provided to 3,290 participants—law enforcement officers, prosecutors, and judges across the state in a variety of areas of impaired driving enforcement and legal updates. This does not include an additional training for 1,500 high school students. These figures reflect a mature stable TSRP program, having reached a similar plateau of hours and students in the two prior grant cycles.</p> <p>The state of DUI law is continually changing. The many legal changes and court opinions have created an even greater need for basic training for law enforcement officers and prosecutors as the fundamental protocol for enforcement and prosecution of DUIs and other impaired driving crimes has changed dramatically. The TSRP program is actively offering assistance at all levels from training, policy input, supporting programs to alleviate the strain of an increase in search warrants, legal argument and brief drafting, and legislative proposals.</p> | | |
| Fund Source 410 | Amount Approved \$296,080 | Amount Expended \$296,080 |

WSP – Impaired Driving Section Projects

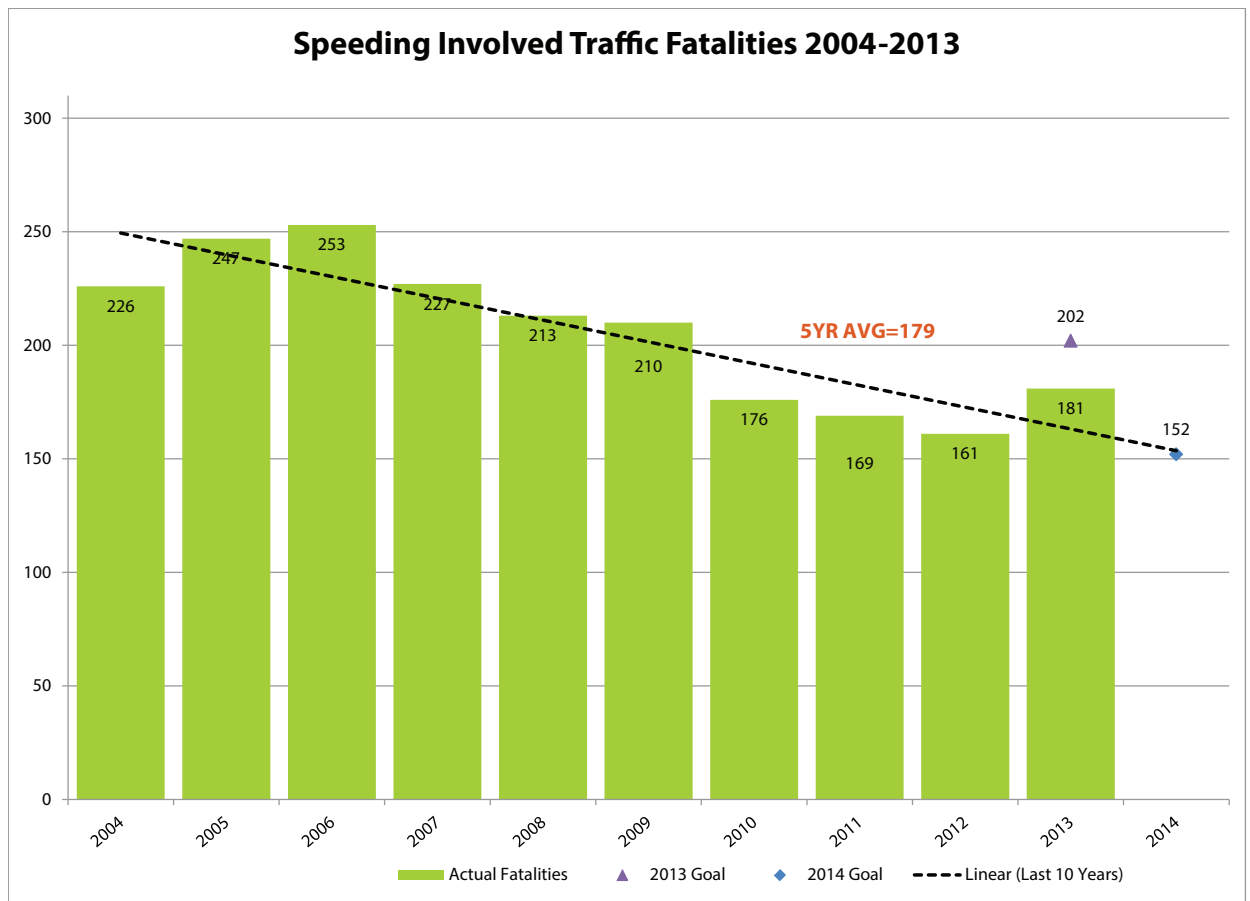
| Grant Recipient WSP | Federal Project # M5OT14-01, K814-02 | Program Manager Mark Medalen |
|---|--|---------------------------------|
| <p>Project Description: The WSP Impaired Driving Section (IDS) provides support to all law enforcement agencies in Washington through a combined effort of strong Ignition Interlock, Standard Field Sobriety Testing (SFST), Drug Recognition Expert (DRE) and Mobile Impaired Driving Unit (MIDU) programs. Programs are measured and reported based on number of trainings, emphasis patrols, interlocks installed, MIDU activity, and regional reports. Ultimately, the success of the IDS is based on the reduction of serious injury and fatality collisions involving an impaired driver.</p> <p>Results: The DRE program successfully met its training goals during the FFY 2014 grant year. They completed two full DRE schools, providing a total of 20 new DREs across the state of Washington.</p> <p>Six DREs attended transitional instructor school, and many of them completed their student teaching and are now able to reach out to more areas of our community with training classes in the future.</p> <p>DRE in-service was held in conjunction with other members of the impaired driving section to help offer continuing education to our DREs while respecting the need to be lean and efficient with our budget.</p> <p>The number of Advanced Roadside Impaired Driving Enforcement (ARIDE) and Drug Impairment Training for Educational Professionals (DITEP) classes provided across the state increases monthly. There were 29 ARIDE classes with 298 students. There were 10 DITEP classes with 223 students. At the current rate, we could see the program doing almost twice as many classes as in previous years.</p> <p>The SFST program provided quality statewide SFST Basic and SFST Refresher classes. They held a statewide DUI Symposium with over 300 attendees. The program could not be sustained at the previous level of operation without its own State Coordinator. Quality training was still provided using CJTC and strong SFST instructors at the regional level. The SFST Program continued to work in conjunction with the other programs within the Impaired Driving Section.</p> <p>The MIDU was utilized on a regular basis, both for DUI processing, as well as an educational tool for tours and presentations. It was deployed for 33 emphasis patrols yielding 154 DUI and Boating under the Influence (BUI) arrests.</p> | | |
| Fund Source 405d, 410 | Amount Approved \$640,980 | Amount Expended \$377,743 |

Speeding

Problem Statement

Speeding is the third most common factor contributing to fatal and serious injury crashes. From 2009- From 2011-2013, speeding was a factor in 38.5 percent of traffic fatalities and 27 percent of serious injuries. Speeding involved fatalities decreased 14.7 percent in 2011-2013 (511) compared to 2008-2010 (599). During this same time period, speeding involved serious injuries decreased by 27.8 percent (2,338 to 1,689).

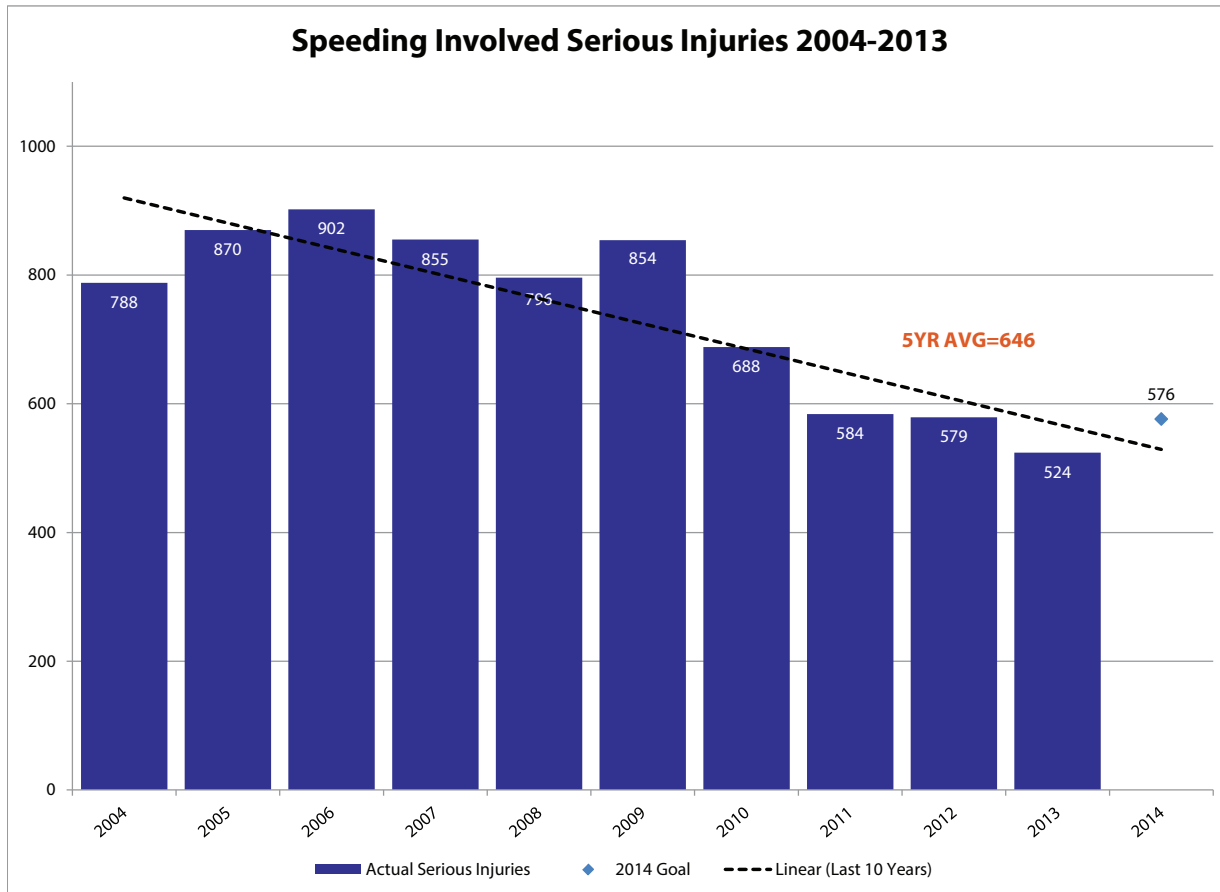
Performance Measures



SOURCE: WA FARS

Outcome Measure: Reduce the number of speeding involved fatalities to 202 by December 31, 2013.

Performance Report: In 2013, there 181 speeding involved fatalities, achieving the HSP 2013 goal of 202 by 10.4 percent.



SOURCE: WSDOT

Outcome Measure: New performance target set in 2014.

Performance Report: In 2013, there were 524 serious injuries involving a speeding driver.

Objectives

- Reduce speeding through enforcement activities.
- Use engineering measures to effectively manage speed.
- Build partnerships to increase support for speed reducing measures.

Projects

| Grant Recipient WTSC | Federal Project # SE14-01 | Program Manager Jonna VanDyk |
|--|------------------------------|---------------------------------|
| <p>Project Description: During FFY 2013 - 2014, project planning activities have been underway to develop two county-level pilot projects that will test the effectiveness of employing the best practice CIOT project model in the reduction of speed-caused serious injury and fatality collisions.</p> <p>Results: Because these projects will utilize speed feedback cameras as one intervention element and as part of the community-based project messaging, during the course of this grant year, eight speed feedback signs were purchased for police departments in Yelm, Tenino, Lacey, and three for Kitsap County.</p> | | |
| Fund Source 402 | Amount Approved \$75,000 | Amount Expended \$38,298 |

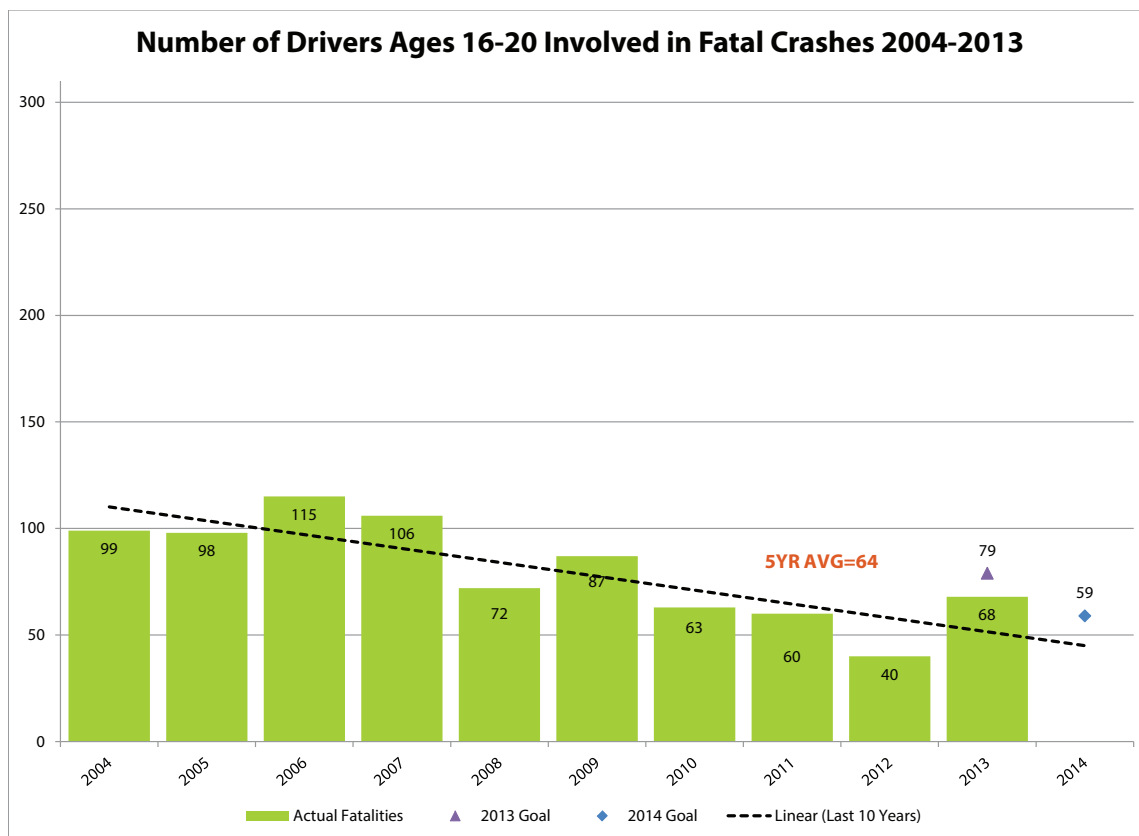
Young Drivers

Problem Statement

Among drivers involved in fatal collisions, drivers ages 16 to 25 have higher incidences of speeding, improper passing, and impairment compared to drivers ages 26 and older.

From 2011-2013, 31.8 percent of traffic fatalities and 35.2 percent of serious injuries involved a driver ages 16-25. Young driver involved fatalities decreased 19.2 percent, compared to 2008-2010 (522 to 422). During this same time period, young driver involved serious injuries decreased by 23.2 percent (2,868 to 2,202).

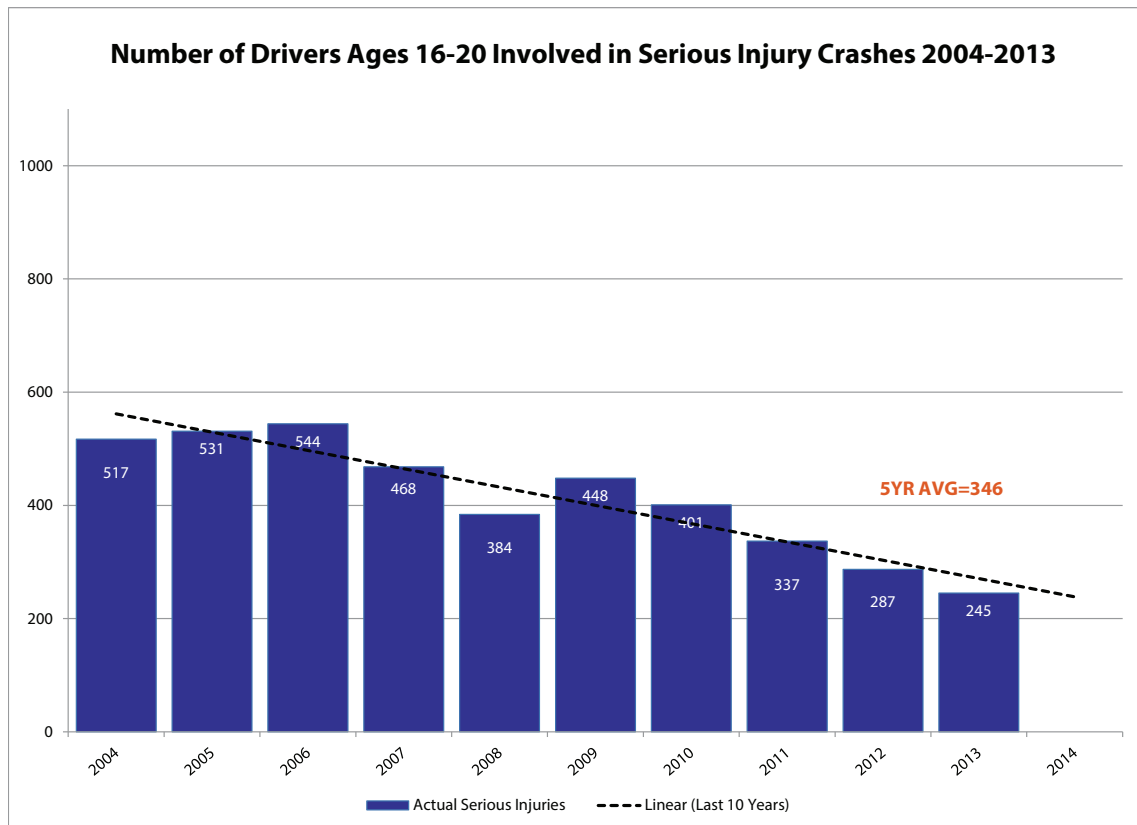
Performance Measures



SOURCE: WA FARS

Outcome Measure: Reduce the number of drivers ages 16-20 involved in fatal crashes to 79 by December 31, 2013.

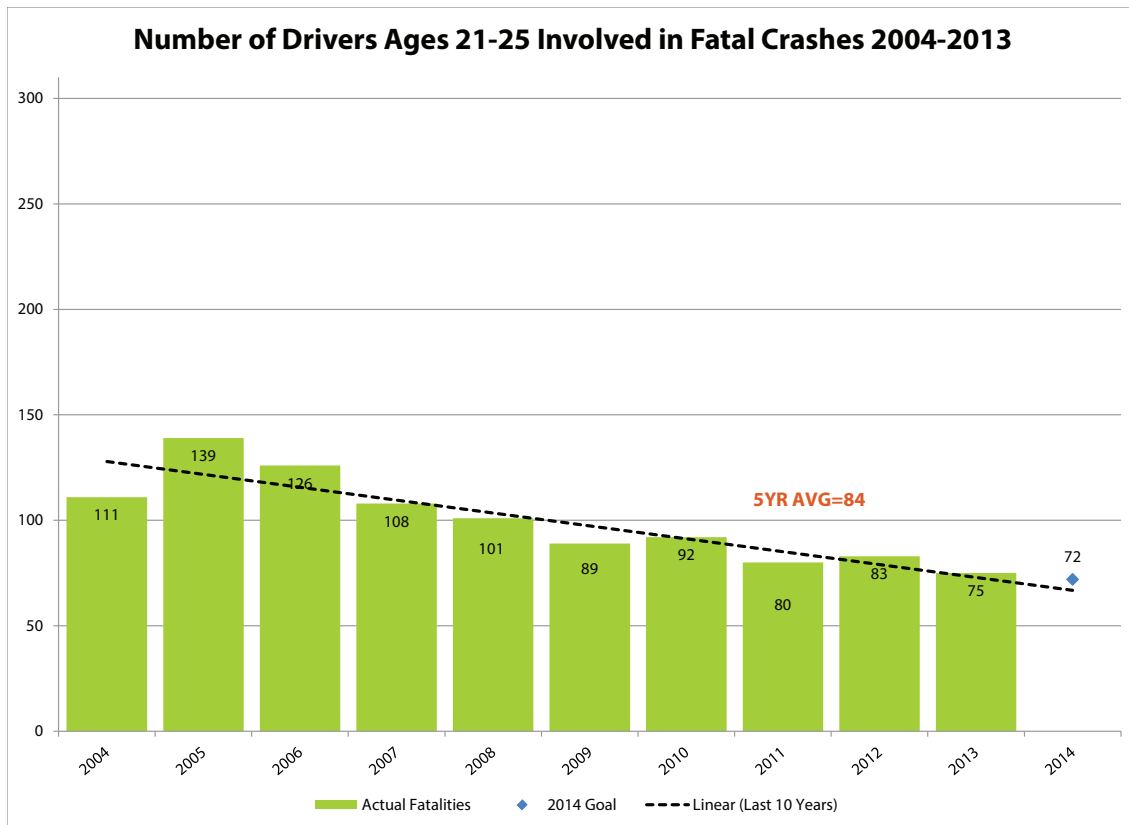
Performance Report: In 2013, there were 68 drivers ages 16-20 involved in fatal collisions, achieving the HSP 2013 goal of 79 by 13.9 percent.



SOURCE: WSDOT

Outcome Measure: New performance target set in 2014.

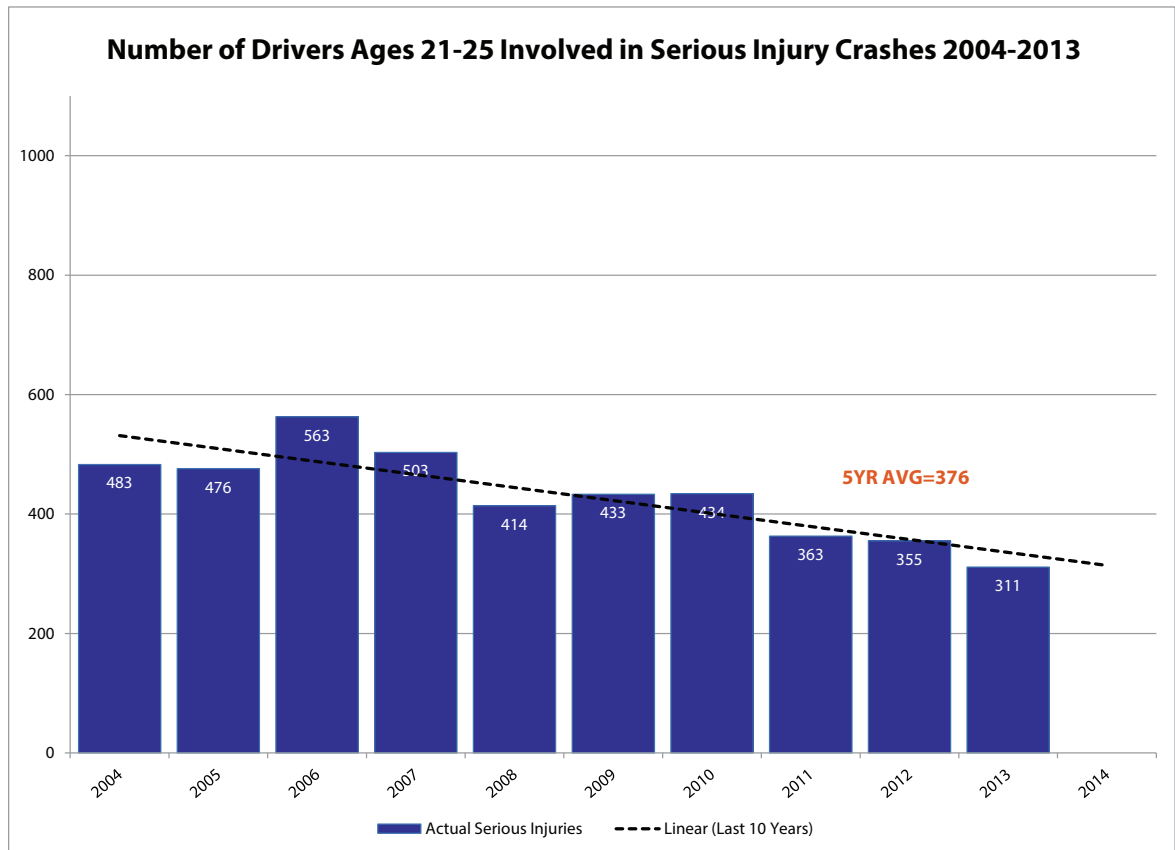
Performance Report: In 2013, there were 245 drivers age 16-20 involved in serious injury crashes.



SOURCE: WA FARS

Outcome Measure: New performance target set in 2014.

Performance Report: In 2013, there were 75 drivers ages 21-25 involved in fatal crashes.



SOURCE: WSDOT

Outcome Measure: New performance target set in 2014.

Performance Report: In 2013, there were 311 drivers age 21-25 involved in serious injury crashes.

Young Driver Task Force Project

| Grant Recipient | Federal Project # | Program Manager |
|---|-------------------|-----------------|
| WTSC | CP14-09 | Angie Ward |
| <p>Project Description: Grant funds in the Young Driver project supported continued outreach to and training for law enforcement and driver education programs around the Intermediate Driver License (IDL) law through the production and distribution of IDL rack cards and educational videos. This project also supports the work of Washington's Young Driver Task Force.</p> <p>Results: Over 300 IDL videos were distributed to all driver education programs in Washington. 20,000 IDL cards printed.</p> | | |
| Fund Source | Amount Approved | Amount Expended |
| 402 NEW | \$30,000 | \$9,296 |

State Farm Young Driver Project

| Grant Recipient | Federal Project # | Program Manager |
|--|---------------------|-----------------|
| WTSC | State Farm, K214-01 | Jonna VanDyk |
| <p>Project Description: The \$500 State Farm grant project promotes high school based, peer-to-peer education about the dangers of distracted and impaired driving. School programs receive a \$500 stipend at the end of the projects, after completing five educational action steps. Many of the Action Steps are aimed at raising awareness in the community about the project and the traffic safety themes. A short video that describes the project was placed on YouTube: http://www.youtube.com/watch?v=1A-y6mRNCdo</p> <p>Results: The project began in February 2012. Since July 2012, there have been 196 high schools that completed the projects. Each school chooses 5 projects, which has resulted in 980 completed projects. In FFY 2014 alone, there were 335 distracted driving projects and 290 teen alcohol projects completed that involved the completion of 625 educational action steps and many additional activities to promote seat belt use. The project was highlighted in a national report "Distracted & Dangerous, Helping States Keep Teens Focused on the Road," sponsored by the national Governor's Highway Safety Association (GHSA) and State Farm in September 2014. Also, staff was invited to present as part of a national webinar about the report and the project. Samples of Action Steps taken as part of these school programs include: 49 articles sent to town and school newspapers; in 78 separate incidents, students held up large banners that said "Don't Text and Drive," visible alongside a busy roadway; in 33 separate cases students developed public service announcements in collaboration with their local radio and T.V. stations.</p> | | |
| Fund Source | Amount Approved | Amount Expended |
| State Farm, 405 | \$70,000 | \$54,218 |

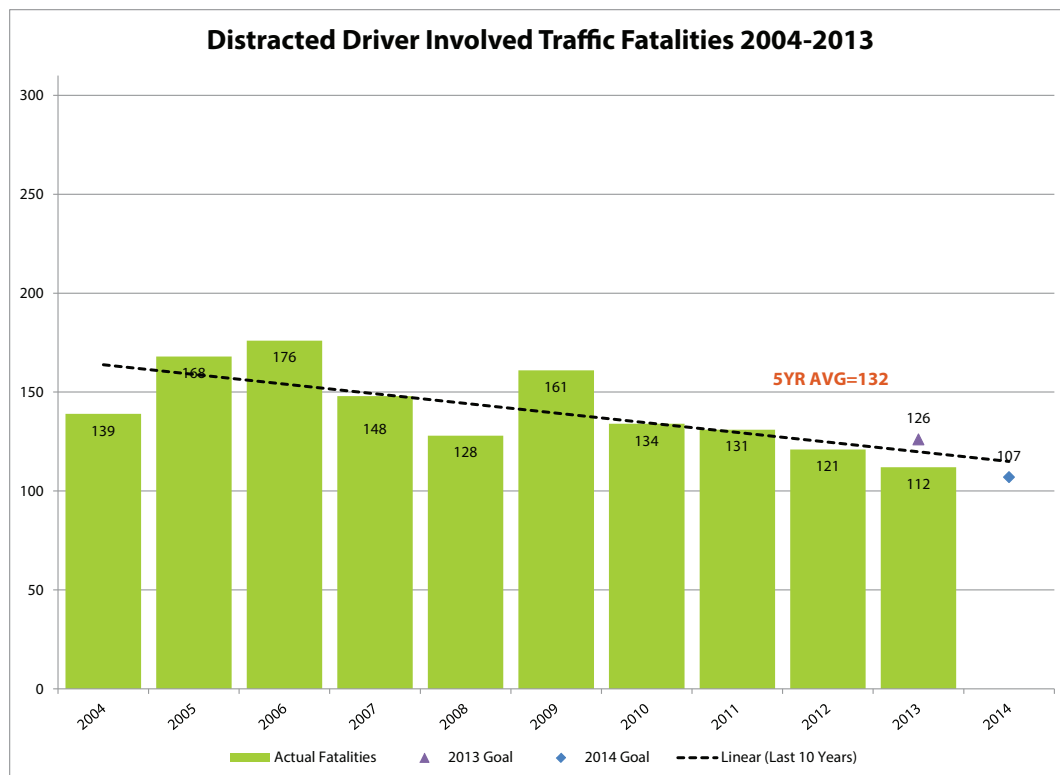
Distracted Driving

Problem Statement

From 2011-2013, distracted driving was a factor in 27.4 percent of traffic fatalities and 15.3 percent of serious injuries. Distracted driver involved fatalities decreased 13.9 percent in 2011-2013 (364) compared with 2008-2010 (423). During this same time period, serious injuries involving a distracted driver decreased by 2 percent (978 to 958).

While every day we see drivers using cell phones or driving distracted in other ways, identifying distracted driving as a contributing factor in collisions is difficult to estimate. Crash investigators can identify distracted driving only through actual evidence such as self-reporting, witness testimony, and evidence indicating distraction. It is suspected to be underreported in fatal and serious injury collisions.

Performance Measures



SOURCE: WA FARS

Outcome Measure: Reduce the number of distracted driver involved fatalities to 126 by December 31, 2013.

Performance Report: In 2013, there were 112 distracted driver involved fatalities, achieving the HSP 2013 goal of 126 by 11.1 percent.

Objectives

- Better understand the distracted driving problem in Washington.
- Increase driver awareness of the risks of distracted driving.
- Increase and strengthen fines and assist in improved adjudication of distracted driving citations.

Projects

| Grant Recipient | Federal Project # | Program Manager | | | | | | | | | | | | | | | | | | |
|---|--|-----------------|--|--|----------------|-------|----------|-------|-----------|-------|-----------------------|-------|--------------------|-----|-------------|---|-----------------|-----|---|-----|
| WTSC | M1*DD14-01 | Angie Ward | | | | | | | | | | | | | | | | | | |
| <p>Project Description: This grant funded one statewide HVE distracted driving mobilization coinciding with the national “U Drive. U Text. U Pay.” campaign. Overtime patrols were coordinated on the local level by TZMs. One hundred law enforcement agencies, including seven districts of the WSP, participated in this campaign. NHTSA funded a national air buy to support the patrols. WTSC coordinated news media efforts statewide.</p> <p>Results:</p> <table border="1"> <tbody> <tr> <td>Washington State Law Enforcement Agencies</td> <td>Distracted Driving High Visibility Enforcement April 10-15, 2014</td> </tr> <tr> <td>Overtime Hours</td> <td>2,122</td> </tr> <tr> <td>Contacts</td> <td>6,147</td> </tr> <tr> <td>Citations</td> <td>4,517</td> </tr> <tr> <td>Cell phone violations</td> <td>1,746</td> </tr> <tr> <td>Texting violations</td> <td>327</td> </tr> <tr> <td>DUI Arrests</td> <td>8</td> </tr> <tr> <td>Speed Citations</td> <td>696</td> </tr> <tr> <td>Seat Belt/Child Passenger Safety violations</td> <td>556</td> </tr> </tbody> </table> | | | Washington State Law Enforcement Agencies | Distracted Driving High Visibility Enforcement April 10-15, 2014 | Overtime Hours | 2,122 | Contacts | 6,147 | Citations | 4,517 | Cell phone violations | 1,746 | Texting violations | 327 | DUI Arrests | 8 | Speed Citations | 696 | Seat Belt/Child Passenger Safety violations | 556 |
| Washington State Law Enforcement Agencies | Distracted Driving High Visibility Enforcement April 10-15, 2014 | | | | | | | | | | | | | | | | | | | |
| Overtime Hours | 2,122 | | | | | | | | | | | | | | | | | | | |
| Contacts | 6,147 | | | | | | | | | | | | | | | | | | | |
| Citations | 4,517 | | | | | | | | | | | | | | | | | | | |
| Cell phone violations | 1,746 | | | | | | | | | | | | | | | | | | | |
| Texting violations | 327 | | | | | | | | | | | | | | | | | | | |
| DUI Arrests | 8 | | | | | | | | | | | | | | | | | | | |
| Speed Citations | 696 | | | | | | | | | | | | | | | | | | | |
| Seat Belt/Child Passenger Safety violations | 556 | | | | | | | | | | | | | | | | | | | |
| Fund Source | Amount Approved | Amount Expended | | | | | | | | | | | | | | | | | | |
| 405 | \$180,000 | \$174,277 | | | | | | | | | | | | | | | | | | |

Traffic Records

Problem Statement

Timely, accurate, integrated, and accessible data are the foundation of Target Zero. This data serves as the critical link in identifying problems, selecting appropriate countermeasures, and evaluating performance. Washington's information and decision support systems, collectively referred to as traffic records, provide key information to identify problems and support decisions regarding public and transportation safety. Information derived from these systems is central to enhancing management and accountability in public service by gauging progress toward key measures of performance. The Washington Traffic Records Committee (TRC) is a partnership of state, local, and federal interests from the transportation, law enforcement, criminal justice, and health fields. This statewide stakeholder forum was created to foster collaboration and to facilitate the planning, coordination and implementation of projects to improve the state's traffic records system.

Performance Measures

Washington's TRC tracks several key measures of performance intended to clearly document progress in improving traffic records systems. Several of these measures are submitted to NHTSA each year in order to qualify for Section 408 incentive grants. NHTSA validated that Washington had shown "demonstrable progress" for FFY 2014 as illustrated in the following measures:

| Measure #1 | Baseline | Progress Achieved |
|---|-----------------|--------------------------|
| Decrease the average number of days from the time of a collision until available in the statewide database for analysis and reporting (WSDOT) | 7/2012 – 6/2013 | 7/2013 – 5/2014 |
| | 148 days | 33 days |

| Measure #2 | Baseline | Progress Achieved |
|--|--|---|
| Percent of statewide public road miles identified on the state's basemap (WSDOT) | 6/2013 | 6/2014 |
| | 61% (51,339 of 83,878 public road miles) | 86% (70,898 of 82,447 of public road miles) |

Objectives

- Develop and expand integrated traffic information systems and enhance injury surveillance.
- Improve data quality through reporting timeliness, data collection consistency, and data accuracy.
- Expand the capabilities and use of the eTRIP system for electronic data generation, transfer, filing, reporting, and analysis.
- Enhance the structure and activities of the TRC.

Projects

| Grant Recipient WTSC | Federal Project # TR14-02 | Program Manager Staci Hoff |
|--|------------------------------|-------------------------------|
| <p>Project Description: This grant funds staff and resources for the WTSC Research and Data Division (RaD-D) to provide a source of accurate, complete, timely, and integrated data. Staff uses data to identify emerging traffic safety trends, conduct research and analysis, and evaluate the effectiveness of various traffic safety countermeasure projects. This research and analytical support for traffic safety professionals statewide is vital to achieve the Target Zero vision.</p> <p>Results:</p> <ul style="list-style-type: none"> • Completed the statewide seat belt survey in compliance with new NHTSA observation methodology. Upgraded the manual data collection process to digital collection and data transfer. • Ensured the necessary software, analytical training, and research journal subscriptions were provided to ensure WTSC could support internal and external customers' data requests and reporting needs. • Successfully fielded a subset of the Driver Knowledge and Attitude survey questions on the 2014 Behavioral Risk Factor and Analysis Survey (BRFSS) in collaboration with the Washington Department of Health. • Developed capacity to offer GIS analysis and products. • Provided data and analytical support for the FFY 2013 Annual Report, and the FFY 2015 HSP. Provided updated data in the form of standardized reports and ad-hoc requests to support the Target Zero Plan. • Developed a method for reporting data and action plans to support the Governor's Results Washington initiative. | | |
| Fund Source 402 | Amount Approved \$140,000 | Amount Expended \$135,158 |

| Grant Recipient WSP | Federal Project # TR14-03 | Program Manager Debi Besser |
|--|------------------------------|--------------------------------|
| <p>Project Description: Currently, data reports provided to WSP field command contain 42 days of traffic safety activity and take two weeks to produce. This grant provides WSP with a web-based ArcGIS server that allows analysts to provide virtual, real time traffic safety activity information to field commanders, maximizing field personnel deployment to best address current activity hotspots. Traffic collision data will measure the effectiveness of the new reporting system compared to the previously produced 42-day reports.</p> <p>Results:</p> <ul style="list-style-type: none"> • With the installation and implementation of an ArcGIS Server advanced edition, WSP gained the ability to create, manage, and share enterprise level spatial datasets. Web map applications allow for dynamic display and representation of spatial datasets to a mass audience. • Features of this application include the ability to query data, display attributes, and print a physical map from its display. The application is currently based on the FARS data; however, there is the ability to incorporate other datasets in the future. • Training provided enabled WSP personnel to learn about and build a JavaScript based web map application. • Upon final approval, the web map application will be accessible to both internal and external stakeholders. | | |
| Fund Source 402 | Amount Approved \$53,800 | Amount Expended \$46,837 |

| Grant Recipient WTSC | Federal Project # K914-01, M3DA14-01 | Program Manager Debi Besser |
|--|---|--------------------------------|
| <p>Project Description: The Washington TRC is a partnership of state, local, and federal interests from the transportation, law enforcement, criminal justice, and health disciplines. This statewide stakeholder forum fosters collaboration and facilitates the planning, coordination, and implementation of projects to improve the state's traffic safety data and related systems. This project implemented the TRC's 2013 Strategic Plan projects, consisting of 14 projects across five different agencies. These projects facilitated improvements in the timeliness, accuracy, completeness, and integration of traffic safety data. This includes funding for salaries and wages, employee benefits, travel and subsistence, contractual services, equipment, and goods and services.</p> <p>Results: Details from individual projects can be found in the tables on the following pages.</p> | | |
| Fund Source 408 | Amount Approved \$1,046,000 | Amount Expended \$666,196 |

Individual K914-01 and M3DA14-01 Projects

| Project Description | Subgrantee | Amount Approved | Source | Amount Expended | Project Results |
|---|--------------------------------|-----------------|--------|-----------------|---|
| Conduct trainings for new SECTOR users | Johansen Collision Consultants | \$50,000 | | \$47,826 | Conducted 33 trainings for 198 law enforcement personnel across Washington State. |
| Training Coordination and SECTOR Hardware for Local Law Enforcement | WASPC | \$182,000 | | \$174,521 | Worked with six local jurisdictions to begin using SECTOR. Administered 33 trainings for 198 law enforcement personnel. |
| SECTOR Equipment | WASPC | \$199,998 | | \$199,998 | Provided 251 SECTOR scanners and 257 SECTOR printers to 60 law enforcement agencies. |
| Geospatial Analysis of Statewide Fat and SI data | WTSC RAD-D | \$85,000 | | \$49,797 | The GIS analyst (Gary Montgomery): - provided many maps to internal WTSC customers, - worked with other state and local agencies to determine availability of GIS data, implemented data sharing agreements, and received data from various cities and counties, and - organized the initial meeting of an interagency traffic safety GIS workgroup. |
| SECTOR Programming Support for Enhancements | WSP (RB Infotech) | \$180,000 | | \$176,700 | The contractor implemented a system to ensure continual updates to the vehicle make and model tables, updated the Interpreter Language code, developed and tested an experimental 3" ticket design, and participated in the major overhaul of the SECTOR Back Office, including 54 change requests. |
| Online Toxicology Case Submission & Reporting Portal | WSP | \$36,000 | | \$0 | Project was delayed until FFY 2015. |
| Travel for TRC members to 2013 International Traffic Records Forum | WTSC | \$20,000 | | \$9,945 | Enhanced traffic records systems knowledge of 12 TRC members from WTSC, WSP, WSDOT, and DOH. |

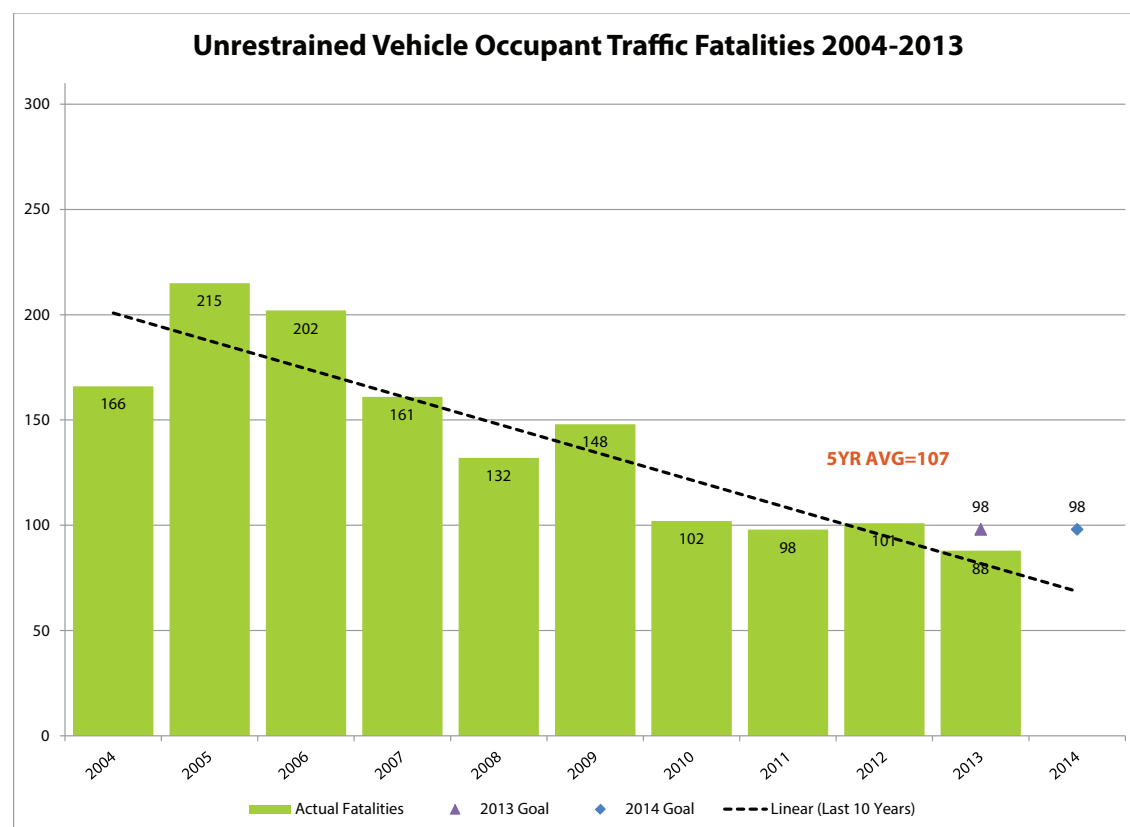
| Project Description | Subgrantee | Amount Approved | Source | Amount Expended | Project Results |
|--|---------------------------|-----------------|--------|-----------------|--|
| SECTOR Sustainability Study | Resource Data Inc. | \$50,000 | | \$49,900 | The study produced nine deliverable documents: <ul style="list-style-type: none"> o Hardware Analysis o Customer Service and Technical Support Analysis o Change Management Analysis o Hardware Recommendations o Customer Service and Technical Support Recommendations o Change Management Recommendations o Software Analysis (and Recommendations) o Master Plan Analysis & Projections o Outsourcing Options Survey and Final Executive Presentation |
| Data Integration Team - Linking Datasets | RADD | \$270,000 | | \$52,823 | In the first six months of the project position, preliminary results suggested that SAS programming can be used as a record linkage tool and produce quality matches, similar to the existing record linkage software Link Plus. More work is needed to narrow the range and improve the distribution of the link scores, and lower the proportion of false positives. |
| TRC Website Revision | Fluid NRG | \$60,000 | | \$3,740 | Began work on completely re-designed TRC website that will be launched in November 2014. |
| Traffic Records Strategic Plan | WTSC | \$100,000 | | \$0 | Project was delayed until FFY 2015. |
| Mini (Emerging) Projects | WTSC | \$20,000 | | \$10,057 | Training was provided for several WSP staff on emerging traffic records training needs, and a SECTOR User group meeting was held to obtain user feedback to improve electronic ticket and collision capture. |
| FARS Salary Supplement | WTSC | \$40,000 | | 38,066 | Ensured accurate compilation and recording of all reported fatal crashes. |
| Seattle SECTOR Integration | Seattle Police Department | \$56,000 | | 56,000 | Seattle began submitting electronic tickets and collisions in November 2014. |

Occupant Protection

Problem Statement

From 2011-2013, 21.6 percent of fatally injured occupants and 10 percent of seriously injured occupants were not restrained at the time of the crash. Unrestrained passenger fatalities decreased 24.9 percent in 2011-2013 (287) compared with 2008-2010 (382). During this same period, unrestrained passenger serious injuries decreased by 18.8 percent (782 to 635).

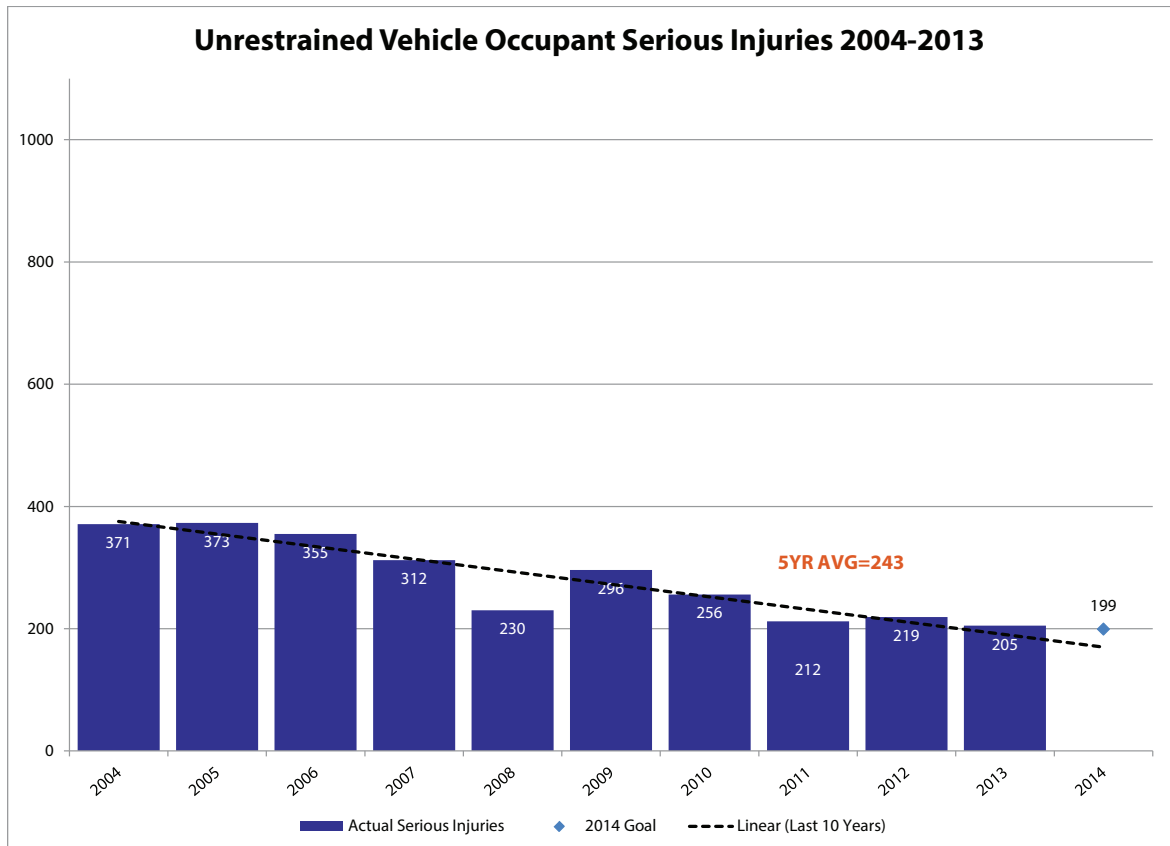
Performance Measures



SOURCE: WA FARS

Outcome Measure: Reduce the number of unrestrained vehicle occupant fatalities to 98 by December 31, 2013.

Performance Report: In 2013, there were 88 unrestrained passenger fatalities, achieving the HSP 2013 goal of 98 by 10.2 percent.



SOURCE: WSDOT

Outcome Measure: New performance target set in 2014.

Performance Report: In 2013, there were 205 unrestrained vehicle occupant serious injuries.

Projects

| Grant Recipient Bonney Lake Police Department | Federal Project # K314-01, M1CPS14-01 | Program Manager MJ Haught |
|--|--|------------------------------|
| <p>Project Description: Correct use of child restraints offers the best protection for vehicle child occupants. In 2012, among children under the age of 5 in vehicles, an estimated 284 lives were saved by child restraints. An additional 58 children could have lived if car seat use was 100 percent. Car seats reduce the risk of fatal injuries by 71 percent for infants and by 54 percent for toddlers in vehicles.</p> <p>In summary, Washington’s Child Restraint Law RCW 46.61.687 requires all children to ride in an appropriate child restraint system until at least age 8 or 4’9” tall; booster seats until adult seat belt fits properly; and children under the age of 13 must ride in the back seat.</p> <p>The goals of Washington’s CPS Program:</p> <ol style="list-style-type: none"> 1. Maintain and support an active network of child restraint inspection stations. 2. Maintain a sufficient number of child passenger safety technicians (CPSTs). 3. Increase driver awareness and enforcement of Washington’s child restraint law. <p>CPS efforts focus on direct involvement by the project manager with the local CPS team leader network. This network of active safety advocates consists of 20 TZMs, 16 SafeKids Coalitions, and 4 local child passenger safety teams.</p> <p>Results:</p> <p>During the FFY 2013-2014, the following was offered:</p> <ul style="list-style-type: none"> • One Renewal course was offered in Spokane. • 10 CPST training courses were offered throughout Washington. • 67 students attended the courses to obtain car seat technician certification. <p>The CPST classes were held in the following counties: Benton, King, Thurston, Okanogan, Pierce (3), Kitsap, Spokane, and Snohomish.</p> <p>With the above trainings, Washington currently has 441 nationally certified CPSTs; 26 of which are certified instructors and 4 are technician proxy. This shows a slight increase from 2012-2013 with 434. The focus continues to recruit and train dedicated individuals and partner with supportive agencies. It is imperative for each potential technician candidate to understand the commitment and continuous learning needed to retain certification. The desire is to seek those who will more likely have a long term commitment to child passenger safety and not allow a lapse in their certification after two years.</p> <p>Thus far in 2014, 100 of 179 Washington technicians eligible for recertification completed their recertification (55.9 percent). Washington currently has 434 nationally certified CPSTs, 23 of which are instructors.</p> <p>(See Appendix B for a detailed list of checkup events and activities.)</p> | | |
| Fund Source 2011 | Amount Approved \$270,000 | Amount Expended \$234,582 |

| Grant Recipient Community CPS Programs | Federal Project # K214-02 | Program Manager MJ Haught |
|--|------------------------------|------------------------------|
| <p>Project Description: The goal of this project was to conduct a statewide observational survey of child passenger safety.</p> <p>Results:</p> <p>Through a procurement process, WTSC contracted with Almeida’s Consulting & Training to collect data, following protocols developed during an earlier WTSC CPS project.</p> <p>The contractor:</p> <ul style="list-style-type: none"> • Formed survey teams throughout the state that developed and conducted team training. • Developed iPad Apps to collect the school survey data and school summary data. • Contacted administrators from 98 elementary schools for their permission to participate in the survey. Approval was received from 17 elementary schools. • Successfully piloted the use of the iPad Apps to collect observational survey data in the field. • Collected observational survey data at 16 elementary schools, which included approximately 1,664 vehicles and 1,323 students. WTSC staff conducted the analysis and wrote the report. WTSC research staff analyzed the data and wrote the research report. <p>Findings:</p> <p>Approximately one in five children was illegally seated in the front seat. Overall, restraint use was approximately 80 percent, regardless of whether the child was seated in the front or the back. However, children seated in the back seat were much more likely to use a car seat or booster than children seated in the front seat. Including children in the back seat, only 41.5 percent were seated in a car seat or booster, and only 36.3 percent were restrained in a car seat or booster. An estimated 15.2 percent of children statewide were not in a car seat or booster, nor were they restrained.</p> | | |
| Fund Source 2011 | Amount Approved \$50,000 | Amount Expended \$41,508 |

| Grant Recipient WSP | Federal Project # PT14-02 | Program Manager Angie Ward | | | | | | | | | | | | | | | | | | | | |
|---|------------------------------|-------------------------------|--|--------------------------|----------------|------|----------|------|-----------|------|-------------|----|-----------------|-----|------------------------------|----------|---|-------|----------------------|-----|-------------------|----|
| <p>Project Description: This grant funded one statewide HVE seat belt patrol as part of the NHTSA CIOT campaign. Overtime patrols were coordinated on the local level by TZMs. Media support and local law enforcement overtime were funded under separate projects.</p> <p>Results: Deaths related to non-usage of seat belts have been on a steady decline. The latest observational survey showed observational seat belt use at 94.7 percent.</p> <p>Washington State Patrol CIOT High Visibility Enforcement Mobilization Results:</p> <table border="1"> <thead> <tr> <th></th> <th>CIOT 5/19/14 – 6/1/14</th> </tr> </thead> <tbody> <tr> <td>Overtime Hours</td> <td>1868</td> </tr> <tr> <td>Contacts</td> <td>4872</td> </tr> <tr> <td>Citations</td> <td>3671</td> </tr> <tr> <td>DUI Arrests</td> <td>24</td> </tr> <tr> <td>Speed Citations</td> <td>709</td> </tr> <tr> <td>Seat Belt Citations/Warnings</td> <td>1273/240</td> </tr> <tr> <td>Child Passenger Safety Citations/Warnings</td> <td>62/22</td> </tr> <tr> <td>Cell Phone Citations</td> <td>437</td> </tr> <tr> <td>Texting Citations</td> <td>55</td> </tr> </tbody> </table> | | | | CIOT 5/19/14 – 6/1/14 | Overtime Hours | 1868 | Contacts | 4872 | Citations | 3671 | DUI Arrests | 24 | Speed Citations | 709 | Seat Belt Citations/Warnings | 1273/240 | Child Passenger Safety Citations/Warnings | 62/22 | Cell Phone Citations | 437 | Texting Citations | 55 |
| | CIOT 5/19/14 – 6/1/14 | | | | | | | | | | | | | | | | | | | | | |
| Overtime Hours | 1868 | | | | | | | | | | | | | | | | | | | | | |
| Contacts | 4872 | | | | | | | | | | | | | | | | | | | | | |
| Citations | 3671 | | | | | | | | | | | | | | | | | | | | | |
| DUI Arrests | 24 | | | | | | | | | | | | | | | | | | | | | |
| Speed Citations | 709 | | | | | | | | | | | | | | | | | | | | | |
| Seat Belt Citations/Warnings | 1273/240 | | | | | | | | | | | | | | | | | | | | | |
| Child Passenger Safety Citations/Warnings | 62/22 | | | | | | | | | | | | | | | | | | | | | |
| Cell Phone Citations | 437 | | | | | | | | | | | | | | | | | | | | | |
| Texting Citations | 55 | | | | | | | | | | | | | | | | | | | | | |
| Fund Source 402 | Amount Approved \$130,000 | Amount Expended \$ 114,144 | | | | | | | | | | | | | | | | | | | | |

| | | |
|--|---------------------------------|-----------------------------------|
| Grant Recipient WTSC | Federal Project # M1*PM14-01 | Program Manager Erica Stineman |
| <p>Project description: As part of a proven strategy, this grant funded paid media as a component of the seat belt CIOT HVE campaign. Paid media included TV, radio, and online ads statewide, as well as outdoor billboards in southern Washington. This grant worked in conjunction with the law enforcement overtime grants.</p> <p>Results: The WTSC-contracted media buyer delivered an extensive media campaign with messaging alerting drivers to extra patrols looking for both seat belt violators and drivers using cell phones.</p> | | |
| Fund Source 405 | Amount Approved \$300,000 | Amount Expended \$294,000 |

| | | | | | | | | | | | | | | | | | | | | | | |
|---|------------------------------|-------------------------------|--|--------------------------|----------------|------|----------|------|-----------|------|-------------|---|-----------------|-----|---------------------------------|----------|--|--------|----------------------|-----|-------------------|-----|
| Grant Recipient WTSC Local Law Enforcement Agencies | Federal Project # K214-03 | Program Manager Angie Ward | | | | | | | | | | | | | | | | | | | | |
| <p>Project Description: This grant funded one statewide HVE seat belt mobilization as part of the NHTSA CIOT campaign. Ninety two law enforcement agencies received funding for this mobilization, coordinated on the local level by TZMs. Media support and WSP overtime were funded under separate projects.</p> <p>Results: Deaths related to non-usage of seat belts have been on a steady decline. The latest observational survey showed observational seat belt use at 94.7 percent.</p> <p>Local Law Enforcement CIOT High Visibility Enforcement Mobilization Results</p> <table border="1"> <tr> <td></td> <td>CIOT 5/20/14 – 6/1/14</td> </tr> <tr> <td>Overtime Hours</td> <td>1842</td> </tr> <tr> <td>Contacts</td> <td>5830</td> </tr> <tr> <td>Citations</td> <td>3898</td> </tr> <tr> <td>DUI Arrests</td> <td>8</td> </tr> <tr> <td>Speed Citations</td> <td>447</td> </tr> <tr> <td>Seat Belt Citations/Warnings</td> <td>1182/347</td> </tr> <tr> <td>Child Passenger Safety Citations/Warnings</td> <td>109/32</td> </tr> <tr> <td>Cell Phone Citations</td> <td>977</td> </tr> <tr> <td>Texting Citations</td> <td>162</td> </tr> </table> | | | | CIOT 5/20/14 – 6/1/14 | Overtime Hours | 1842 | Contacts | 5830 | Citations | 3898 | DUI Arrests | 8 | Speed Citations | 447 | Seat Belt Citations/Warnings | 1182/347 | Child Passenger Safety Citations/Warnings | 109/32 | Cell Phone Citations | 977 | Texting Citations | 162 |
| | CIOT 5/20/14 – 6/1/14 | | | | | | | | | | | | | | | | | | | | | |
| Overtime Hours | 1842 | | | | | | | | | | | | | | | | | | | | | |
| Contacts | 5830 | | | | | | | | | | | | | | | | | | | | | |
| Citations | 3898 | | | | | | | | | | | | | | | | | | | | | |
| DUI Arrests | 8 | | | | | | | | | | | | | | | | | | | | | |
| Speed Citations | 447 | | | | | | | | | | | | | | | | | | | | | |
| Seat Belt Citations/Warnings | 1182/347 | | | | | | | | | | | | | | | | | | | | | |
| Child Passenger Safety Citations/Warnings | 109/32 | | | | | | | | | | | | | | | | | | | | | |
| Cell Phone Citations | 977 | | | | | | | | | | | | | | | | | | | | | |
| Texting Citations | 162 | | | | | | | | | | | | | | | | | | | | | |
| Fund Source 405 | Amount Approved \$130,000 | Amount Expended \$ 117,976 | | | | | | | | | | | | | | | | | | | | |

| | | |
|---|------------------------------|-----------------------------------|
| Grant Recipient WTSC | Federal Project # K214-02 | Program Manager Erica Stineman |
| <p>Project description: This grant funded news media, outreach, and publicity efforts as a component of the seat belt HVE mobilization. This grant worked in conjunction with the law enforcement overtime grants.</p> <p>Results: The WTSC public relations contractor helped us develop and distribute news releases statewide alerting drivers to the extra patrols, as well as to report on the results of the enforcement.</p> | | |
| Fund Source 405 | Amount Approved \$40,000 | Amount Expended \$21,449 |

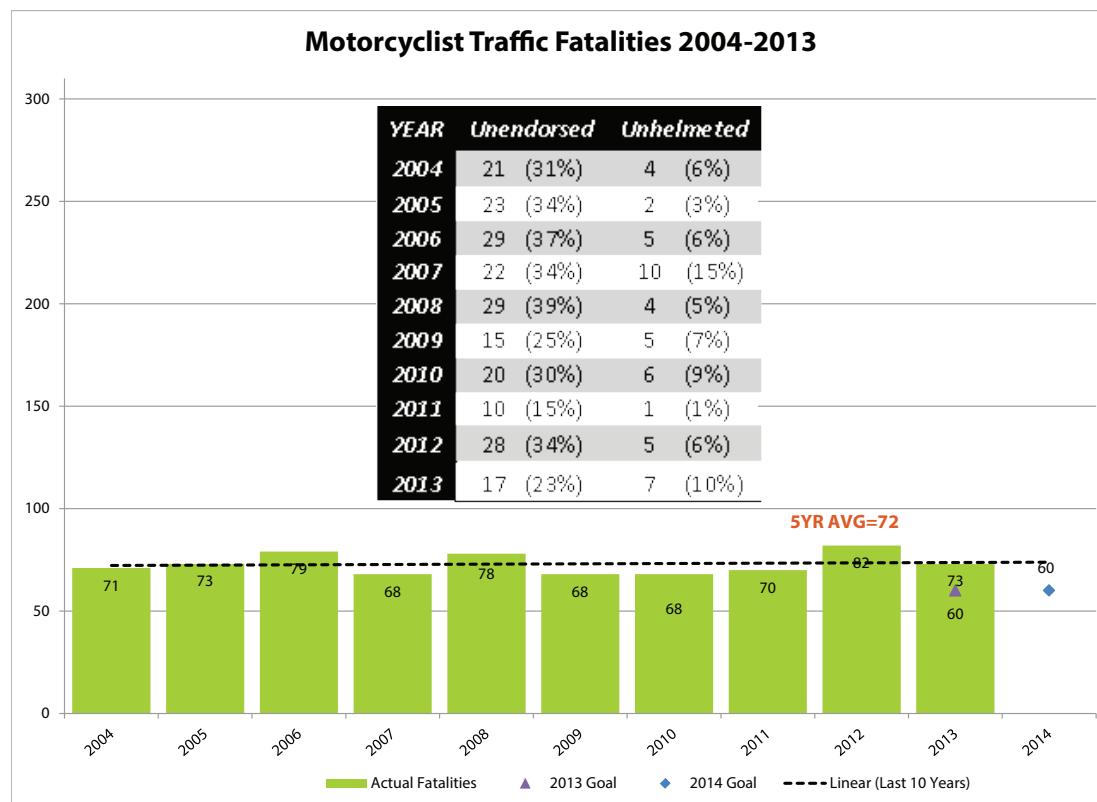
Motorcycles

Problem Statement

Motorcycle fatalities have not been going down like other traffic fatalities in Washington. In our state, motorcycles make up just 4 percent of the registered vehicles, but account for nearly 15 percent of the traffic fatalities. There were 70 motorcycle rider deaths in 2011. Preliminary data for 2012 shows 83 motorcyclist fatalities, possibly the worst year in our state's history.

Speeding and Impairment continue to be major contributing factors in motorcyclist crashes. Speeding was involved in 57 percent of fatalities and 30 percent of serious injuries among motorcyclists in 2009-2011. Alcohol impairment was involved in 25 percent of fatalities. And motorcyclists are the only person group where drug impairment, involved in 29 percent of fatalities, exceeds alcohol impairment. So one in four motorcyclists killed on our roads were under the influence of alcohol and/or drugs.

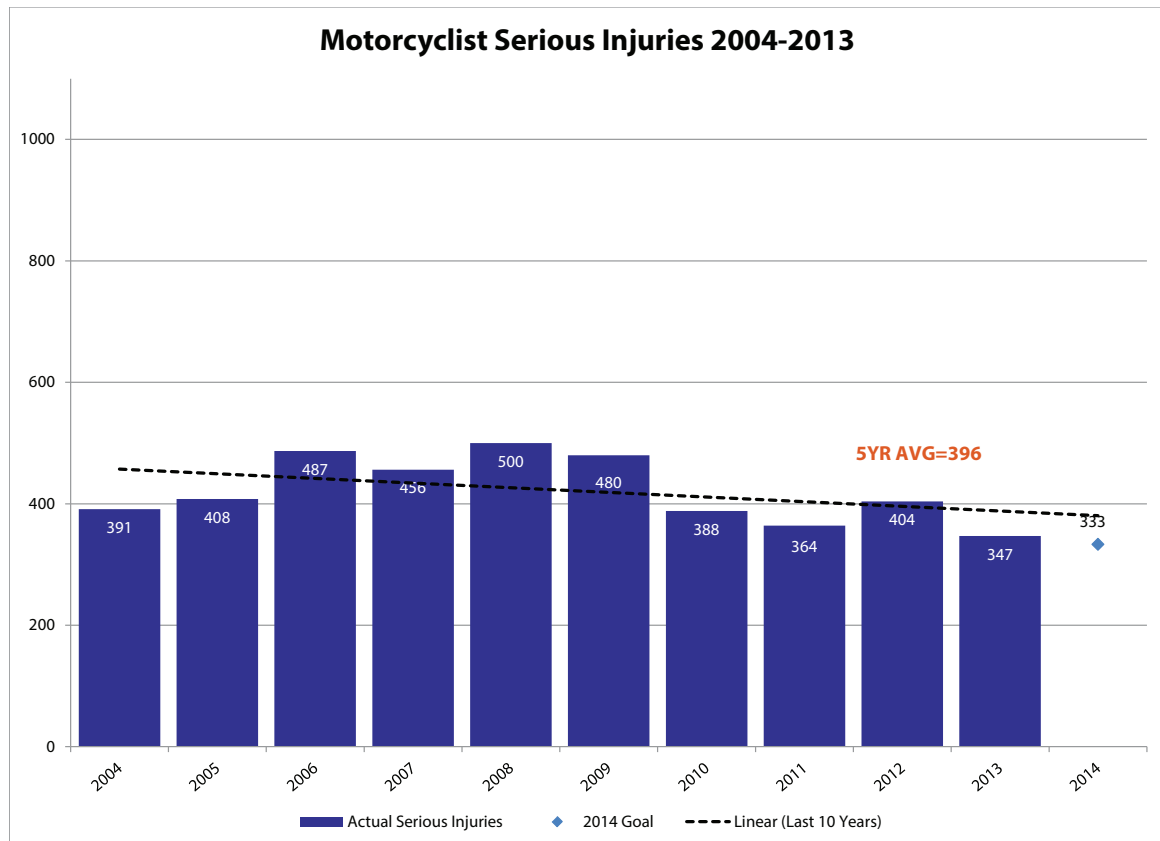
Performance Measures



SOURCE: WA FARS

Outcome Measure: Reduce motorcyclist fatalities to 60 by December 31, 2013.

Performance Report: In 2013, there were 73 motorcyclist fatalities, missing the HSP 2013 goal of 60 by 21.7 percent. Among the motorcyclist fatalities, 7 were unhelmeted, missing the HSP 2013 goal of 2 by 250 percent.



SOURCE: WSDOT

Outcome Measure: New performance target set in 2014.

Performance Report: In 2013, there were 347 motorcyclist serious injuries.

Objectives

- Reduce numbers of unendorsed and untrained riders.
- Reduce numbers of impaired, unskilled, and unsafe riders.
- Increase driver awareness.
- Increase rider safety awareness.
- Continue convening DOL's Motorcycle Advisory Committee.
- Work with Legislature/Judicial System.

Projects

| | | |
|---|---|---|
| <p>Grant Recipient WTSC</p> | <p>Federal Project # M9MT14-01, K614-01</p> | <p>Program Manager Mark Medalen</p> |
| <p>Project Description: The goal of the PAS-D motorcycle safety program is to reduce and eventually eliminate the number of motorcycle crashes that result in serious injuries and fatalities. Similar to the rest of the country, in Washington, motorcycles are over-represented in fatal crashes. Impairment and speeding are major contributing factors, and most fatalities are male. On average, 30-40 percent of motorcyclist fatalities are untrained, unendorsed riders.</p> <p>NHTSA's Section 2010 provides funding for training, recruiting trainers, or driver awareness of riders. This grant met MAP-21 requirements for states to adopt and implement effective programs to reduce the number of single- and multi-vehicle crashes involving motorcyclists. This grant covered education campaigns for both motorists and riders statewide, and increased rider safety training and endorsements.</p> <p>Results: The \$225,000 budget was used to develop, implement, and sustain a campaign to promote motorist awareness, encourage participation in rider training and education, and reduce those crash causation factors present in Washington motorcycle fatalities. Project materials included original videos, website and social media including Facebook, Twitter, and YouTube marketing, billboards, (Watch Out For Motorcycles), commercial vehicle trailer wraps (Training Is Everything message), outreach to motorcycle clubs and dealers including in-store digital signage and print materials, and content distribution for club newsletters.</p> <p>As of October 31, 2014, there were 62 motorcyclist deaths in Washington for this calendar year. This is the lowest number of motorcyclist fatalities in the last 10 years. We hope to continue making progress toward our Target Zero goal.</p> | | |
| <p>Fund Source 2010</p> | <p>Amount Approved \$87,842</p> | <p>Amount Expended \$78,848</p> |

| Grant Recipient DOL | Federal Project # K614-01 | Program Manager Mark Medalen |
|---|------------------------------|---------------------------------|
| <p>Project Description: Per NHTSA's section 2010 funding requirements, this grant covers education campaigns for both motorists and riders, and increases rider safety training and endorsements. Of the funding used for this project, 90 percent was used to develop, implement, and sustain a campaign to promote motorist awareness, encourage participation in rider training and education, and reduce those crash causation factors present in Washington motorcycle fatalities. The remaining 10 percent of the funds were used for campaign support materials. Results of the project are measured by the increase in the number of riders trained and endorsed and, ultimately, the reduction of serious injury and fatality collisions.</p> | | |
| <p>Results:</p> | | |
| <p><i>Motorist Awareness Program:</i></p> | | |
| <p>The Washington Motorcycle Safety Program (WMSP) partnered with the WSDOT in the placement of road signs in official rest areas across the state. There are now 17 new large road signs across the state promoting motorcycle awareness and motorcycle safety. This is in addition to the two signs that were installed in 2013. Since the signs have been installed, we have begun receiving inquiries from other state and local representatives who are interested in expanding the project to other areas of the state.</p> | | |
| <p>The WMSP created an 8-minute DVD on motorcycle safety and how to share the road with motorcyclists for use in driver training schools. This training DVD is being distributed to every driver training school in Washington, and will be accessible online for a larger audience.</p> | | |
| <p><i>Instructor Development and Training:</i></p> | | |
| <p>In 2013, 51 (70 percent) of the 73 motorcycle fatalities in Washington were caused by the rider. This speaks to the importance of training in our state so riders have the necessary skills to make safer choices while riding.</p> | | |
| <p>The WMSP produced motorcycle hangtags promoting motorcycle training and providing website resources where people can go to get more information about training schools in their area. With the help of WSP, these hangtags were distributed to motorcycle dealerships across the state.</p> | | |
| <p>WMSP held two 2-wheel instructor preparation courses and one 3-wheel instructor preparation course during the grant period. This resulted in 12 new 2-wheel instructors and six new 3-wheel instructors who can now teach up to six students at a time during a training course. If each instructor taught only 3 courses a year (the minimum required of an instructor), that would result in 324 more riders trained and endorsed each year.</p> | | |
| <p>The Basic Rider Course provides an introduction to the fundamentals of safe and responsible motorcycle riding. This training is available in 28 different locations throughout the state, including two military bases. The training locations are geographically diverse, and nearly evenly divided between Eastern and Western Washington. Based on the number of endorsed motorcycle operators compared to training locations, 90 percent of endorsed operators have a training site in their geographic area.</p> | | |
| <p>We developed and facilitated two instructor update training courses in the fall of 2013 and in the spring of 2014 at five different locations around the state. These trainings increased the knowledge of our instructors providing them up-to-date information on training and testing requirements and new, more effective methods to present training materials. These trainings improved the quality of motorcycle training in Washington State.</p> | | |
| Fund Source 2010 | Amount Approved \$202,165 | Amount Expended \$202,165 |

Pedestrians and Bicycles

Problem Statement

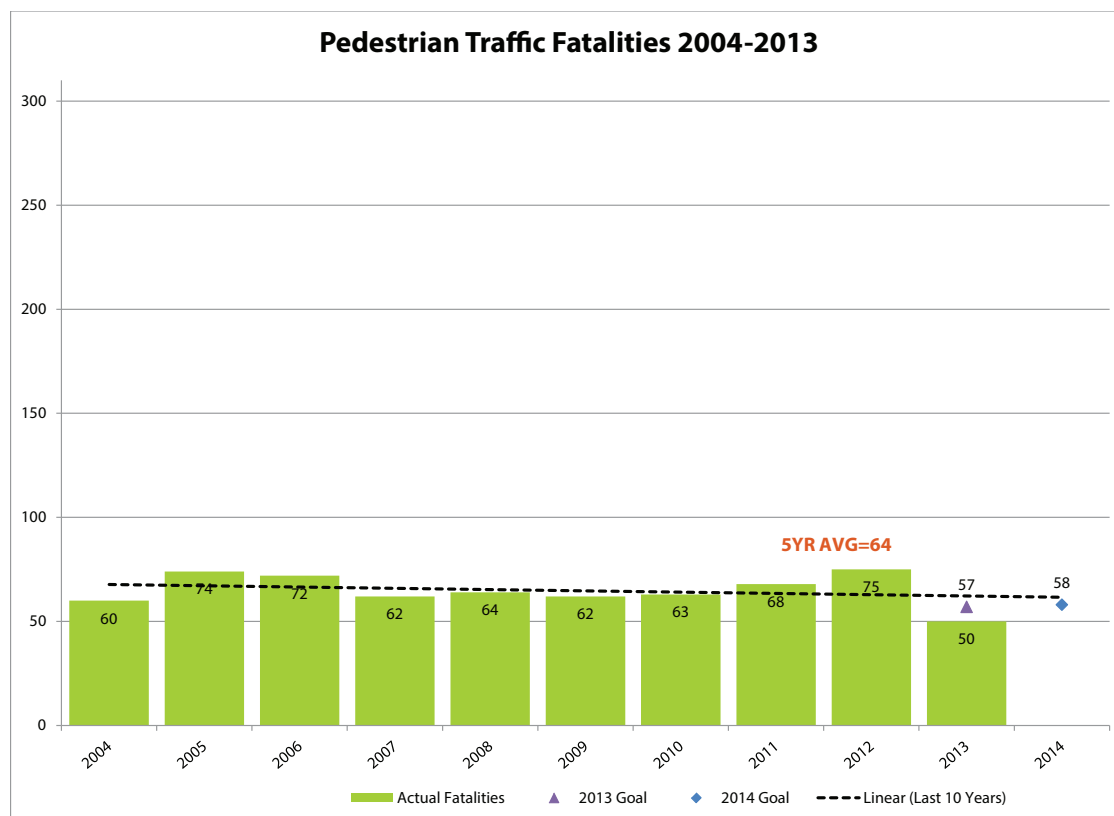
Pedestrians

From 2011-2013, pedestrians comprised 14.5 percent of statewide traffic fatalities. This represents a 2.1 percent increase in pedestrian fatalities (193) from 2008-2010 (189). During this same time period, pedestrian serious injuries increased by 1.8 percent (869 to 885).

Bicycles

From 2011-2013, bicyclists comprised 2.6 percent of statewide traffic fatalities. This represents a 41.7 percent increase in bicyclist fatalities (34) from 2008-2010 (24). During this same time period, bicyclist serious injuries decreased by 10 percent (340 to 306).

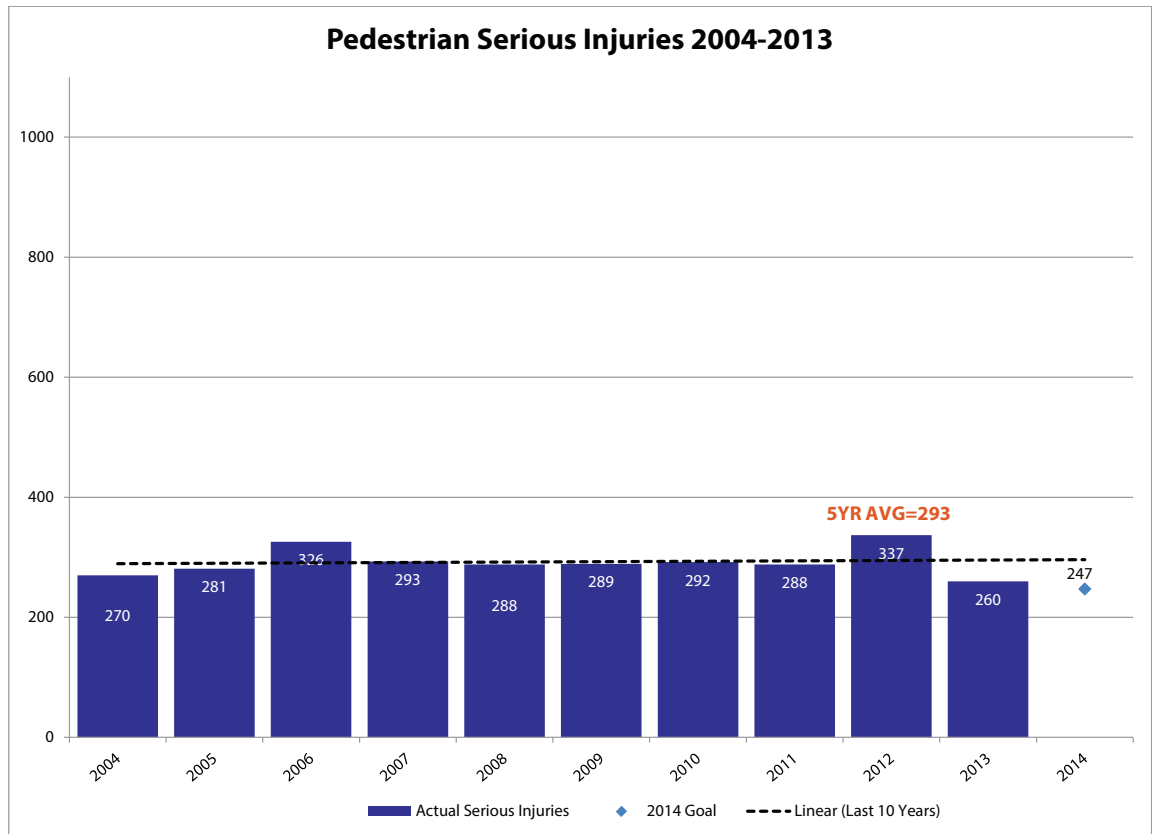
Performance Measures



SOURCE: WA FARS

Outcome Measure: Reduce pedestrian fatalities to 57 by December 31, 2013.

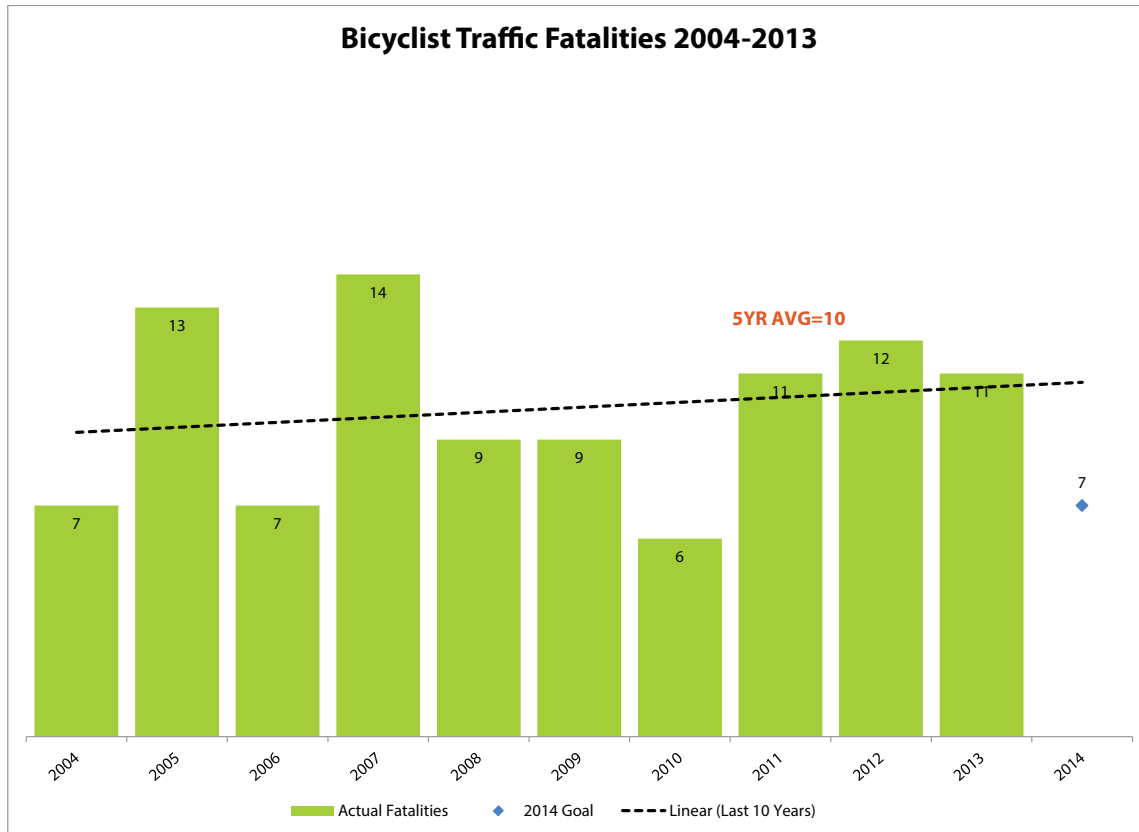
Performance Report: In 2013, there were 50 pedestrian fatalities, achieving the HSP 2013 goal of 57 by 12.3 percent.



SOURCE: WSDOT

Outcome Measure: New performance target set in 2014.

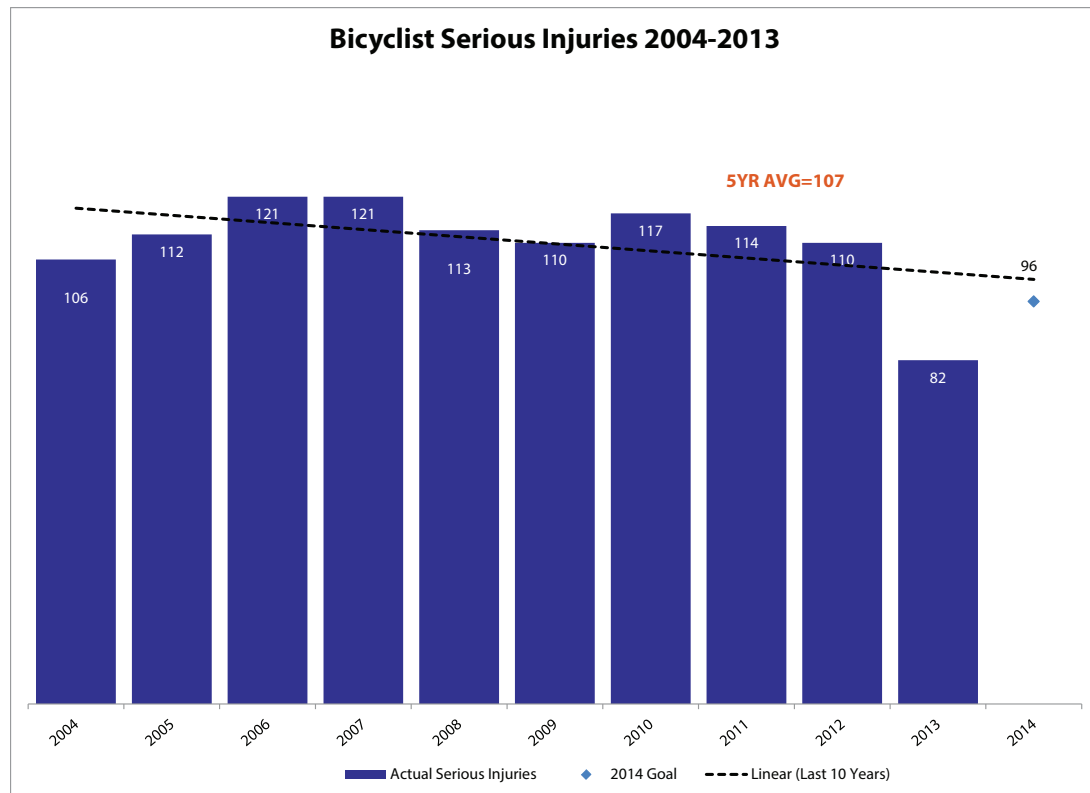
Performance Report: In 2013, there were 260 pedestrian serious injuries.



SOURCE: WA FARS

Outcome Measure: New performance target set in 2014.

Performance Report: In 2013, there were 11 bicyclist fatalities.



SOURCE: WSDOT

Outcome Measure: Reduce bicyclist serious injuries from the 2007-2011 baseline average of 115 to 96 by December 31, 2014 (-16.5 percent).

Performance Report: New performance target set in 2014.

Projects

| Grant Recipient | Federal Project # | Program Manager |
|---|-------------------|-----------------|
| Seattle Department of Transportation | PS15-02 | MJ Haught |
| <p>Project Description: The Seattle Department of Transportation (SDOT) implemented the proven strategy of Pedestrian Safety Zones combining education, enforcement, and engineering countermeasures with locations based on data. Using a data-driven approach, the focus of this work was to improve safety in pedestrian safety zones by reaching out to two targeted groups: older pedestrians (age 50 plus) and impaired pedestrians.</p> <p>Results: Activities to date have allowed SDOT to reach thousands of older Seattle residents and provide safety information to thousands of people that will help them stay safe when walking. Preliminary collision data from January 1, 2014 to September 30, 2014 show a significant decrease in the number of people killed as pedestrians on the streets. In 2013, nine pedestrians were killed on Seattle streets and all but one of those pedestrians were older than age 50. In 2014, there have been only two pedestrian fatalities in Seattle and zero involved pedestrians over age 50.</p> | | |
| Fund Source | Amount Approved | Amount Expended |
| 402 | \$95,000 | \$78,435 |

| Grant Recipient | Federal Project # | Program Manager |
|---|-------------------|-----------------|
| Washington Traffic Safety Commission | N/A | MJ Haught |
| <p>Project Description: These grant funds are collected from tickets issued in marked school zones throughout Washington. Fines are doubled for school zone violations, with half of the fine deposited in the School Zone Safety Account to be allocated to projects that enhance school zone safety.</p> <p>Results: Funds were provided to elementary and middle schools to purchase flashing beacons for designated school zones. Through grant funding, law enforcement received equipment for use when enforcing speeds in school zones. Elementary and middle schools received mini grants towards equipment for their crossing guard teams.</p> | | |
| Fund Source | Amount Approved | Amount Expended |
| State | N/A | \$1,039,085 |

| Grant Recipient | Federal Project # | Program Manager |
|---|-------------------|-----------------|
| Cooper Jones Committee | PS14-02 | MJ Haught |
| <p>Project Description: Funds are made available in cooperation with stakeholders and independent representatives to promote bicycle and pedestrian safety, meeting the requirement of RCW 43.59.150.</p> <p>Results: During FFY2014, no meeting occurred and no funds were expended.</p> | | |
| Fund Source | Amount Approved | Amount Expended |
| 402 | \$2,000 | \$0 |

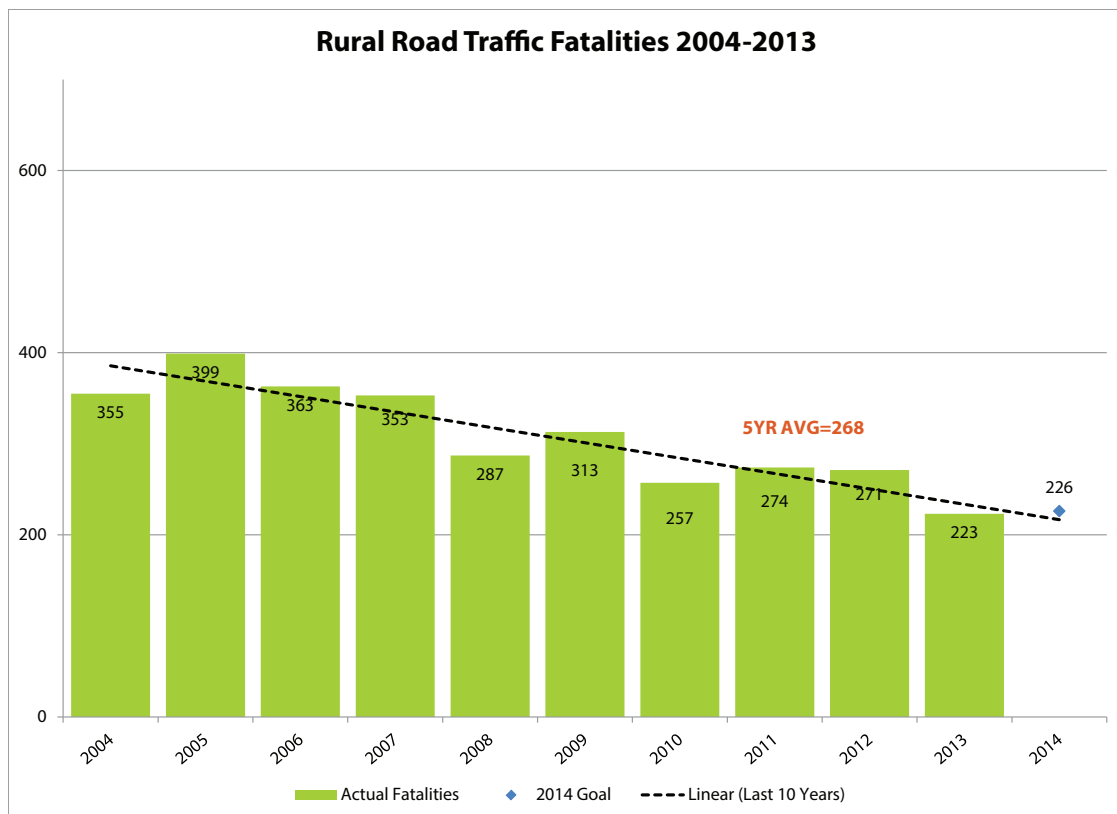
Roadway and Engineering

Problem Statement

From 2011-2013, 40.3 percent of traffic fatalities and 29.1 percent of serious injuries involved a run-off-the-road event. Run-off-the-road fatalities decreased by 15.7 percent compared to 2008-2010 (635 to 535). During this same time period, run-off-the-road serious injuries decreased by 21.2 percent (2,306 to 1,816).

From 2011-2013, 19.2 percent of traffic fatalities and 34.8 percent of serious injuries were intersection related. Intersection related fatalities decreased 17.2 percent, compared to 2008-2010 (308 to 255). During this same time period, intersection related serious injuries decreased by 17 percent (2,624 to 2,178).

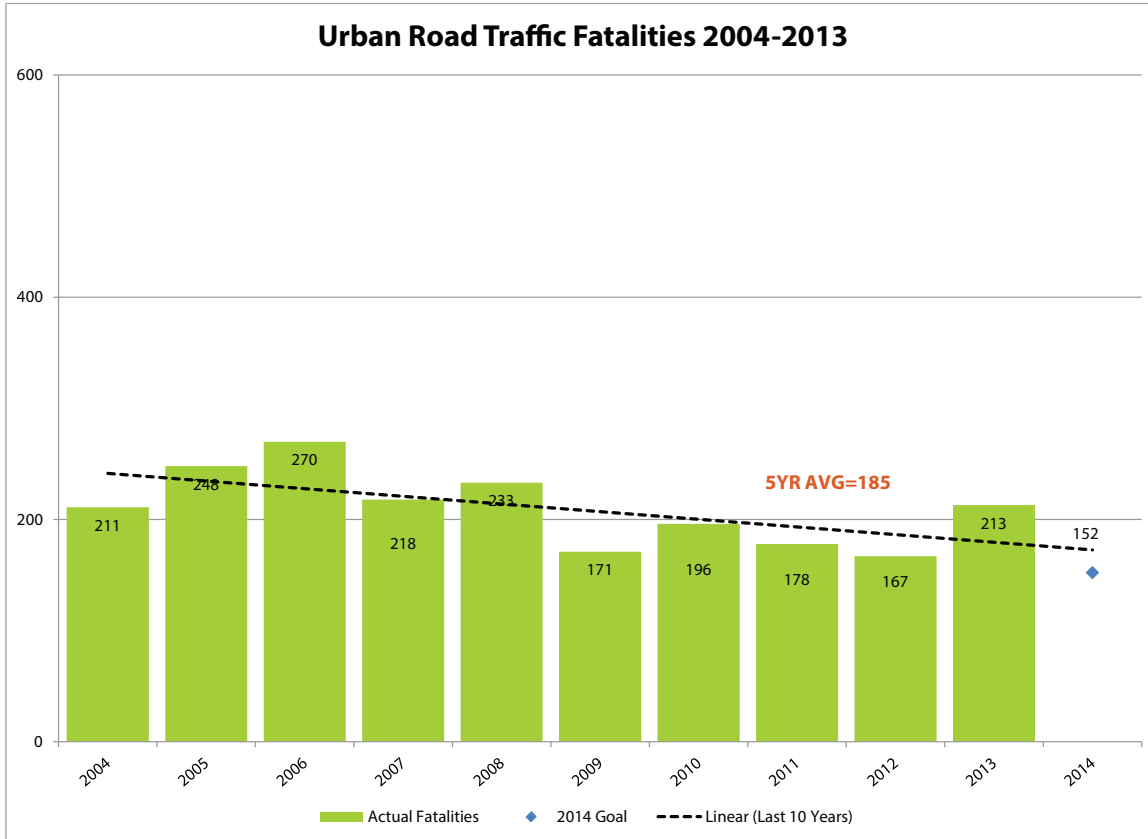
Performance Measures



SOURCE: WA FARS

Outcome Measure: New performance target set in 2014.

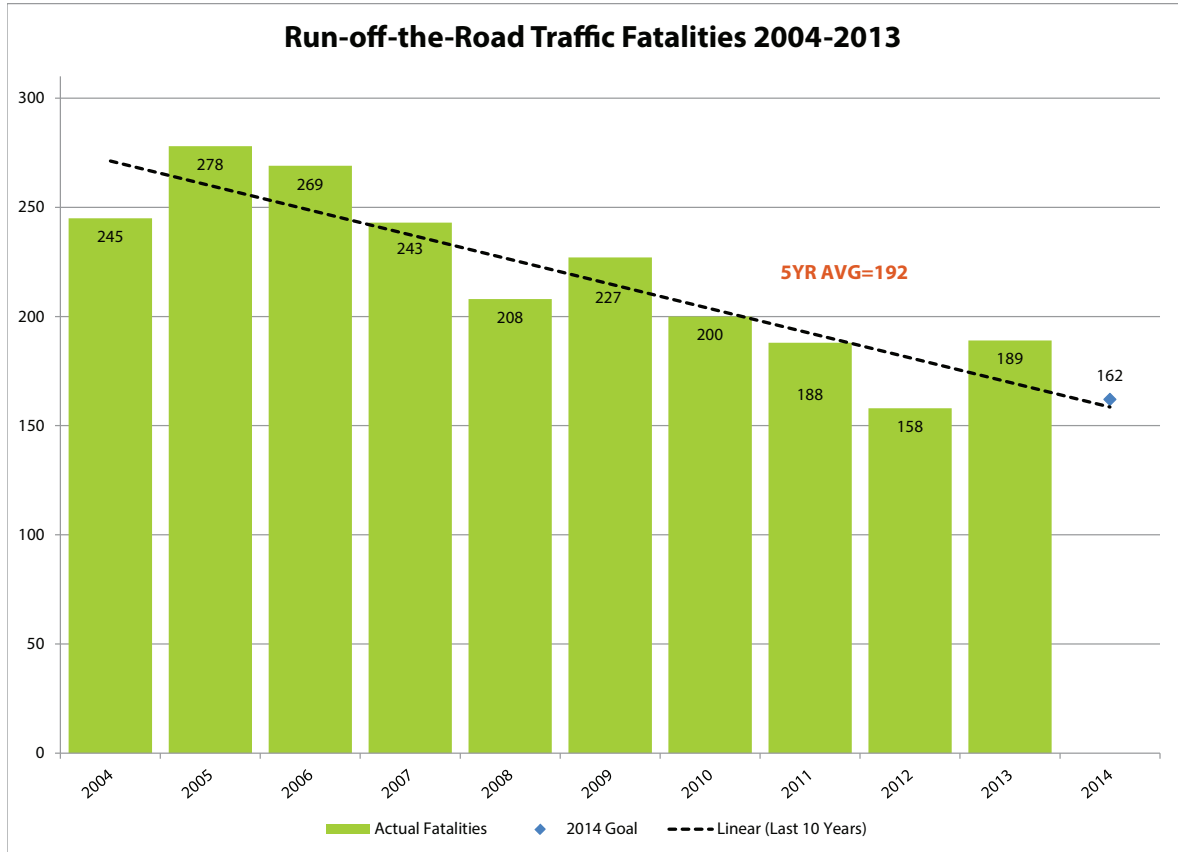
Performance Report: In 2013, there were 223 fatalities occurring on rural roads.



SOURCE: WA FARS

Outcome Measure: New performance target set in 2014.

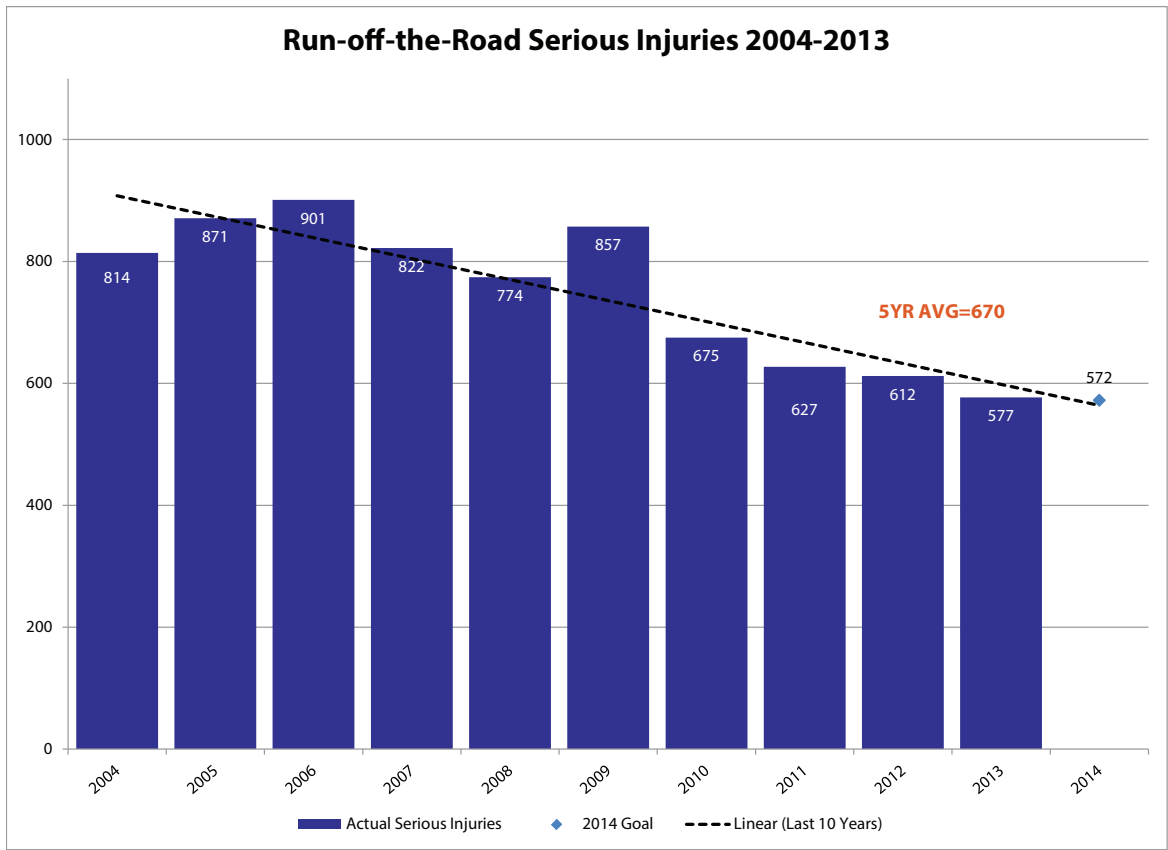
Performance Report: In 2013, there were 213 fatalities occurring on urban roads.



SOURCE: WA FARS

Outcome Measure: New performance target set in 2014.

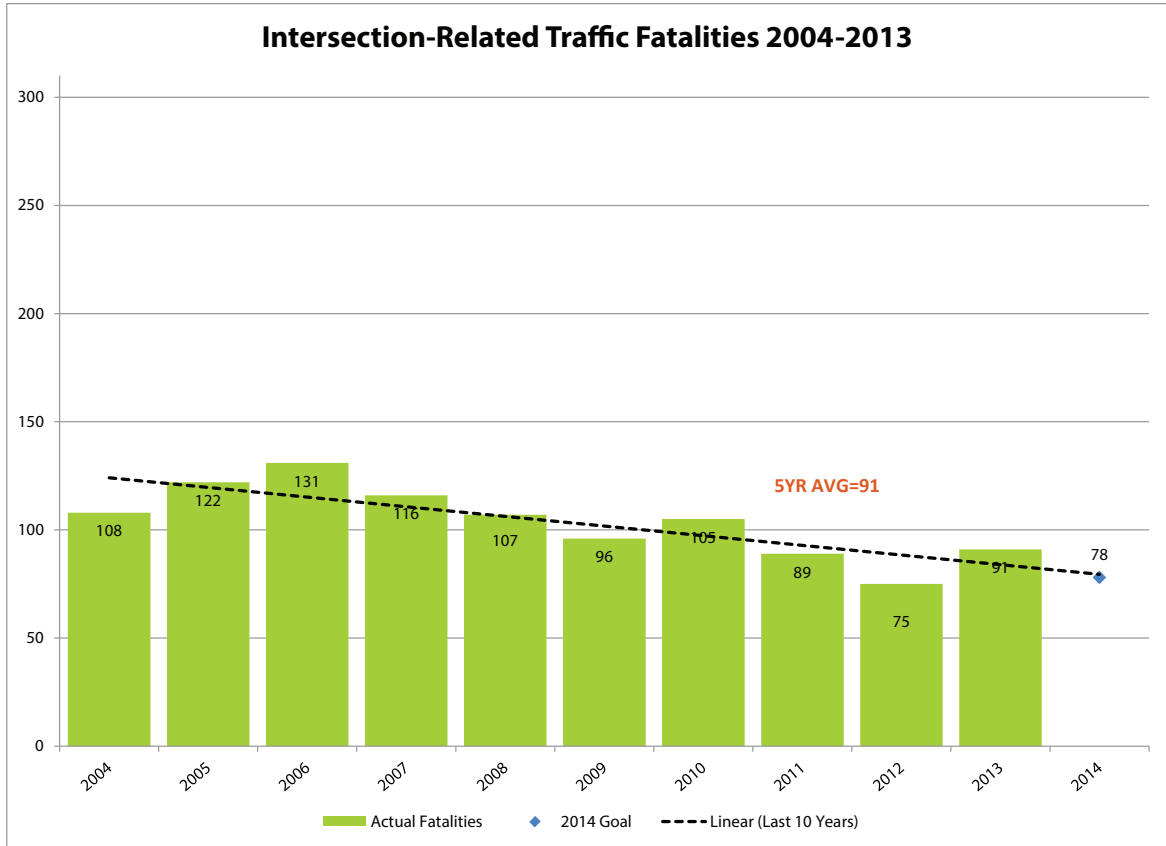
Performance Report: In 2013, there were 189 run-off-the-road fatalities.



SOURCE: WSDOT

Outcome Measure: New performance target set in 2014.

Performance Report: In 2013, there were 577 run-off-the-road serious injuries.

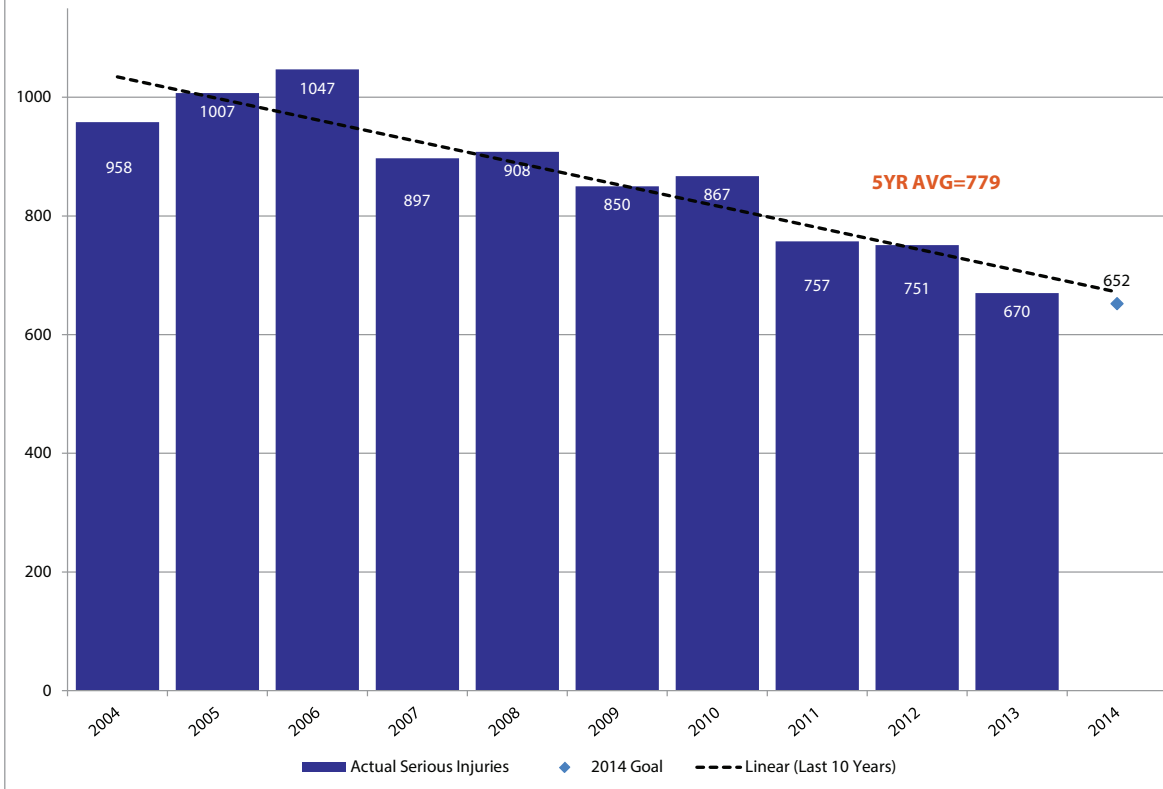


SOURCE: WA FARS

Outcome Measure: New performance target set in 2014.

Performance Report: In 2013, there were 91 intersection-related fatalities.

Intersection Related Serious Injuries 2004-2013



SOURCE: WA FARS

Outcome Measure: New performance target set in 2014.

Performance Report: In 2013, there were 670 intersection-related serious injuries.

Projects

| Grant Recipient | Federal Project # | Program Manager |
|--|-------------------|-----------------|
| WSDOT | 164HE14-01 | Mark Medalen |
| <p>Project Descriptions: This grant funds critical traffic safety engineering projects carried out by WSDOT. Individual projects selected for this funding address high priority roadway problems to improve safety and reduce traffic fatalities and serious injuries. In addition to the current interchange projects at US2/Bickford Ave and SR 195/Spokane-Cheney Rd, WSDOT is looking for additional projects that need funding in FFY 2015. It is likely that the current balance of approximately \$6 million held by WTSC will be exhausted in FFY 2015 if WSDOT identifies additional qualified projects. On July 21, 2014, NHTSA's Office of Chief Counsel concluded that Washington is in compliance with federal requirements for Section 164 for FFY 2015.</p> | | |
| <p>Results: Results can be viewed in the Construction Status Report on the following two pages.</p> | | |
| Fund Source | Amount Approved | Amount Expended |
| 164 | \$14,562,223 | \$5,409,818 |

Construction Status Report

Win: F19509K

Win Title: US 195/Cheney-Spokane Rd - New Interchange

Current as of: 08/18/14

Construction Office: 464307

Contract No: 008378

Contract Title: US 195/CHENEY-SPOKANE RD - NEW INTERCHANGE

Contractor:

CN Project Engineer: SIMONSON, C.F.

Project Status: CN In Progress

Date Last CN Schedule Approved: 1/23/2013

Federal Funds CN: Yes

TPA: No

Nickel Funds: No

| | GC1 (Contract) | GC2 (Agrmnts) | GC3 (CE) | GC4 (St Frc Wrk) | (GC5) (St Mat's) | (GC6) (Contingency) | GC99 (Vendor Sup.) | Total |
|------------------------|-------------------|------------------|-------------|---------------------|---------------------|------------------------|-----------------------|--------------|
| Eng. Estimate for Ad | \$9,072,737 | \$0 | \$1,088,728 | \$0 | \$0 | \$362,910 | \$0 | \$10,524,375 |
| Award Authorized | \$6,940,840 | \$371,492 | \$1,092,254 | \$60,000 | | \$364,085 | | \$8,828,671 |
| Current Authorized | \$6,940,840 | \$415,108 | \$1,048,638 | \$60,000 | | \$364,085 | | \$8,828,671 |
| Current Expend | \$4,491,664 | \$239,840 | \$937,540 | | | | | \$5,669,044 |
| Current Balance * | \$2,449,176 | \$175,268 | \$111,098 | \$60,000 | \$0 | \$364,085 | \$0 | \$3,159,627 |
| Percent Complete *** | 65% | 58% | 89% | 0% | | 0% | | 64% |
| Approved CO's | \$79,796 | | | | | | | \$79,796 |
| Pending CO's | \$18,123 | | | | | | | \$18,123 |
| Risk/Over/Underruns | \$750,994 | \$415,108 | | | | | | \$1,166,102 |
| Estimate at Completion | \$7,839,716 | \$415,108 | \$992,591 | \$60,000 | | | | \$9,307,415 |
| Remaining Balance ** | -\$898,876 | \$0 | \$56,047 | \$0 | \$0 | \$364,085 | \$0 | -\$478,743 |
| Working Days | Original 150 | Current 151 | Actual 182 | Remaining -32 | | | | |

* Current Balance = Current Authorized - Current Expend *** Percent Complete = Current Expended/Current Authorized

** Remaining Balance = Current Authorized - Estimate at Completion

CN Contract Status

Comments:

12/10/12 - This project will construct one prestressed concrete girder bridge, earthwork, bank stabilization, drainage, storm sewer, crushed surfacing, paving with HMA, geo-synthetic retaining wall, illumination, erosion control, plant establishment, beam guardrail, cement concrete curb and sidewalk, pavement markings, permanent signing, illumination, and other work. - J. Qualley

Accomplishments:

11/04/14 -
 11/9/12 Project Awarded to Selland Construction.
 12/7/12 Project executed.
 1/9/13 Precon.
 1/17/13 HVSF installed; necessary Class A's installed.
 3/14/13 Ground Breaking Ceremony.
 10/23/13 Bridge deck is poured.
 11/22/13 Opened SB Off-ramp to traffic.
 5/23/14 Ribbon Cutting Ceremony.
 7/7/14 SB On-Ramp open to traffic.
 - J. Qualle

CO #10 Excavation Shortage (est \$600,000) shown as risk item in table.
MCO #19 Replace Temp Impact Attenuator (at SCI \$6,765.85)
CO #26 Material Substitution for Sand Bags (est credit \$1000)
CO #27 Apprentice Reporting Change (exec no cost)
CO #28 Revised Snow Fence Bolts (exec no cost)
CO #29 DMWSBE Changes (exec no cost)
CO #30 Irrigation (est. \$20,000)
MCO #31 Tube Marker Color Chg (exec no cost)
CO #32 Additional Perm Sign (est \$8000)
CO #33 Addl. Attenuator EA (exec \$29000) MCO
#34 Unsuitable Soil Excav (exec 9167.04) CO
#35 MSE Wall Credit (est -\$2500)
MCO #36 Found conc Under Rdwy (Selland \$1168.21)
MCO #37 Drainage Revisions (est. \$5000)
CO #38 Cenex Approach Extras (Selland \$15,190.45)
MCO #39 Extra Grading (Selland \$1,220.66)
MCO #40 Detour Additions (Selland \$1,494.54)
MCO #41 Winter Carry Over (Selland \$4,703.35)
MCO #42 Ramp HMA Wedges (est. \$18,000) MCO
#43 Add'l HVSF (est. \$2000)
MCO #44 Restock Snowfence (est. \$2500)
MCO #38 Cenex Approach Extras (est. \$10,000)
MCO #39 Extra Grading (est. \$15,000)
MCO #40 Detour Additions (est. \$7500)
MCO #41 Winter Carry Over (Selland \$3000.94) - C. Simonson

Current and Upcoming Activities:

11/17/14 -
One of the parcels is still in process. Armacost 6-04780 has P&U. The parcel continues to be in negotiation with the AAG office. This project has a certification 2. (JRP parcel 6-04787 is settled.)
10/21 Contractor back onsite for plantings. Irrigation installation for East

Public Feedback:

11/17/14 -
At the start of the project there were a fair amount of calls that have all been positive. They ask when project completion is and happy that it has begun. They ask when or if something will happen to rest of at-grade crossings in the Hatch to I90 corridor.
There was concern with the winter configuration.
There has been some concern with closing Inland Empire Way.

Risk & Challenges:

- C. Simonson
08/20/14 -
Working with City of Spokane.
Entire Eastside of project is an environmentally sensitive area. Several permits cover work in this area. Extreme care must be given at all times. Catch point cannot go beyond what is shown in plans. Hand tools only below OHWM. Site erosion and storm water controls must be maintained.
Delays in project due to wet soils. - RETIRED
Sprinkler equipment being stolen. It has been vandalized twice.
Excavation/Embankment shortage (\$400,000 - 600,000). We're evaluating impacts of 15-30 working

Environmental Notes:

days. Page 1 of 4 shows \$750,994
\$600,000 estimated for CO#10, Excavation
04/15/13 -
3/1/13 DOE on site. No immediate concerns. - J. Qualley

Scheduling Tasks

| Activity ID | Task Name | B/L Start | B/L Finish | Sch. Start | Sch. Finish | Act. Finish | % Comp |
|-------------|------------------------------|-----------|------------|------------|-------------|-------------|--------|
| | First Chargeable Working Day | 02/26/13 | | 02/26/13 | | 02/26/13 | 100% |

Community Programs

Problem Statement

The TZM network is guided by local task forces represented (ideally) by engineering, enforcement, emergency medical services, as well as community stakeholders and organizations with an interest in traffic safety. These 21 managers' task forces are charged with coordinating traffic safety programs (grants) at the local level while keeping a pulse on data, trends, and activities.

The goal of the Target Zero Task Force program is to reduce fatality and serious injury collisions through the implementation of the Target Zero best practices and proven strategies, utilizing the TZM model as the primary delivery mechanism.

Tribes

The 29 federally-recognized tribes within Washington borders are sovereign nations. Each tribe has its own sets of codified laws, including those pertaining to traffic safety, and its own court system.

In the early 2000s, the traffic fatality rate for Native Americans was 2.4 times higher than for non-Native Americans. In the 2010 Target Zero Plan, the rate had risen to 3.3 times higher. In the current Target Zero Plan, the rate continued to climb to the current rate of 3.9 times higher.

Unfortunately, significant data gaps exist, making it difficult to analyze information specific to reservations in Washington. Data serves as the critical link in identifying safety problems, selecting appropriate countermeasures, and evaluating performance. Without data, traffic safety and roadway engineering-related statistical analysis is difficult. Incomplete data also makes it more difficult for tribes to compete for safety funding and justify need.

Projects

| Grant Recipient Target Zero Task Forces | Federal Project # CP14-03 | Program Manager Edica Esqueda |
|--|------------------------------|----------------------------------|
| <p>Project Description: Traffic safety projects are most effective when planned, coordinated, and led by community-based advocates. The WTSC funds 21 local community-based Target Zero Traffic Safety Task Force Managers to implement the strategies for this project. These positions help coordinate projects that cover 95 percent of the state's population. Activities consist of educational outreach, law enforcement coordination during periods of high visibility enforcement, and many other traffic safety related work activities. Each area of the state has measures of performance tailored to local conditions and ultimately tie into the overall outcome measures of reductions in fatalities and serious injuries.</p> <p>Results: The key indicators of performance for the local task forces are the overall outcome measures listed in the other program sections of the Annual Report.</p> | | |
| Fund Source 402 | Amount Approved \$600,000 | Amount Expended \$394,052 |

| | | |
|---|------------------------------|----------------------------------|
| Grant Recipient Law Enforcement Liaisons (LEL) | Federal Project # PT14-05 | Program Manager Edica Esqueda |
| <p>Project Description: The LEL program provides an opportunity for state and local organizations to develop and implement statewide initiatives focusing on traffic safety education and law enforcement relating to Target Zero. This grant supports the goal of the LEL program to enable constant communication between WTSC, TZMs, and the local law enforcement community. The program is measured by the effectiveness of the LEL to maximize officer commitment and effectiveness during high visibility enforcement efforts and other activities.</p> <p>Results: In 2014, there were 19 LELs covering over 90 percent of the state's population. While working in partnership with the TZMs, the LELs assisted in the implementation of an emphasis patrol performance metric and many LELs coordinated the briefings for the seat belt and DUI emphasis patrols. LELs also organized the national CIOT and "Drive Sober or Get Pulled Over" mobilizations in the absence of a TZM.</p> | | |
| Fund Source 402 | Amount Approved \$50,000 | Amount Expended \$17,806 |

Traffic Safety Corridor Projects

| | | |
|---|------------------------------|-------------------------------|
| Grant Recipient WTSC | Federal Project # CP14-02 | Program Manager Angie Ward |
| <p>Project Description: The Traffic Safety Corridor program is a joint effort between WTSC, WSDOT, and WSP, as well as many local partner agencies. This program is locally coordinated and works to reduce serious and fatal collisions on short stretches of roadway with low-cost, short-term solutions. This grant funds extra enforcement patrols and educational efforts for these projects.</p> <p>Results: This project funded two "in-process" projects for 2014: Lake City Way Corridor in Seattle and the Yakima/Union Gap Corridor.</p> | | |
| Fund Source 402 | Amount Approved \$125,000 | Amount Expended \$87,710 |

| | | |
|---|------------------------------|-------------------------------|
| Grant Recipient WSP | Federal Project # PT14-02 | Program Manager Angie Ward |
| <p>Project Description: The Traffic Safety Corridor program is a joint effort between WTSC, WSDOT, and WSP, as well as many local partner agencies. This program is locally coordinated and works to reduce serious and fatal collisions on short stretches of roadway with low-cost, short-term solutions. This grant funds extra enforcement patrols conducted by WSP for these locally-led projects.</p> <p>Results: The projects funded included the Lake City Way Corridor in Seattle and the Yakima/Union Gap Corridor.</p> | | |
| Fund Source 402 | Amount Approved \$38,000 | Amount Expended \$34,757 |

Tribal Traffic Safety Projects

| Grant Recipient | Federal Project # | Program Manager |
|--|-------------------|-----------------|
| WTSC | N/A | MJ Haught |
| <p>Project Description: This year's goal was to renew the TTSAB.</p> <p>Results:</p> <p>We asked potential TTSAB members to commit to quarterly meetings. During the first meeting, the enthusiastic Board members unanimously agreed that monthly meetings were needed to sustain momentum. TTSAB worked hard to bring in additional members representing the four E's of traffic safety. TTSAB currently includes representatives from 10 tribes. The Board has advised WTSC on matters large and small, and is now very well-positioned to deploy resources during the next fiscal year. FFY 2015 launches with a draft strategic plan, which is structured with a goal, situational analysis, target audience and partners, objective, strategies, and tactics. As the Board had no funds, small amounts for meeting travel reimbursement were made from Emerging Funds.</p> | | |
| Fund Source | Amount Approved | Amount Expended |
| N/A | N/A | N/A |

| Grant Recipient | Federal Project # | Program Manager |
|---|-------------------|-----------------|
| Chehalis Tribe / NATEO | PT14-04 | MJ Haught |
| <p>Project Description: This project was to provide funding to the Northwest Association of Tribal Enforcement Officers (NATEO) to reduce traffic fatalities and serious injuries on reservation roads and among Native Americans in the state by providing viable tribal police departments with equipment and educational materials to combat impaired driving, speeding, and other unsafe driving behaviors, and to increase occupant protection usage.</p> <p>Results:</p> <p>In past years, it has been challenging to get tribes to apply for funding. Equipment grants were approved for nine tribal police departments: Chehalis, Lower Elwha, Lummi, Nooksack, Port Gamble, Puyallup, Shoalwater Bay, Skokomish, and Swinomish. This year, almost all funds were expended, which is a sign of a growing awareness in Indian Country of the importance of traffic safety.</p> | | |
| Fund Source | Amount Approved | Amount Expended |
| 402 | \$40,000 | \$39,800 |

| Grant Recipient | Federal Project # | Program Manager |
|---|-------------------|-----------------|
| Law Enforcement Liaisons (LEL) | PT14-05 | Edica Esqueda |
| <p>Project Description: The LEL program provides an opportunity for state and local organizations to develop and implement statewide initiatives focusing on traffic safety education and law enforcement relating to Target Zero. This grant supports the goal of the LEL program to enable constant communication between WTSC, TZMs, and the local law enforcement community. The program is measured by the effectiveness of the LEL to maximize officer commitment and effectiveness during high visibility enforcement efforts and other activities.</p> <p>Results: In 2014, there were 19 LELs covering over 90 percent of the state's population. While working in partnership with the TZMs, the LELs assisted in the implementation of an emphasis patrol performance metric and many LELs coordinated the briefings for the seat belt and DUI emphasis patrols. LELs also organized the national CIOT and "Drive Sober or Get Pulled Over" mobilizations in the absence of a TZM.</p> | | |
| Fund Source | Amount Approved | Amount Expended |
| 402 | \$50,000 | \$17,806 |

Traffic Safety Corridor Projects

| Grant Recipient | Federal Project # | Program Manager |
|---|-------------------|-----------------|
| WTSC | CP14-02 | Angie Ward |
| <p>Project Description: The Traffic Safety Corridor program is a joint effort between WTSC, WSDOT, and WSP, as well as many local partner agencies. This program is locally coordinated and works to reduce serious and fatal collisions on short stretches of roadway with low-cost, short-term solutions. This grant funds extra enforcement patrols and educational efforts for these projects.</p> <p>Results: This project funded two "in-process" projects for 2014: Lake City Way Corridor in Seattle and the Yakima/Union Gap Corridor.</p> | | |
| Fund Source | Amount Approved | Amount Expended |
| 402 | \$125,000 | \$87,710 |

| Grant Recipient | Federal Project # | Program Manager |
|---|-------------------|-----------------|
| WSP | PT14-02 | Angie Ward |
| <p>Project Description: The Traffic Safety Corridor program is a joint effort between WTSC, WSDOT, and WSP, as well as many local partner agencies. This program is locally coordinated and works to reduce serious and fatal collisions on short stretches of roadway with low-cost, short-term solutions. This grant funds extra enforcement patrols conducted by WSP for these locally-led projects.</p> <p>Results: The projects funded included the Lake City Way Corridor in Seattle and the Yakima/Union Gap Corridor.</p> | | |
| Fund Source | Amount Approved | Amount Expended |
| 402 | \$38,000 | \$34,757 |

Other Traffic Safety Projects

Projects

The following were additional projects funded in FFY 2014. These projects either facilitate the implementation of other projects directly related to reductions in traffic deaths and serious injuries or streamline processes the WTSC uses to carry out Washington's traffic safety program.

General Communications Project

| | | |
|--|------------------------------|-----------------------------------|
| Grant Recipient WTSC | Federal Project # CP14-06 | Program Manager Erica Stineman |
| <p>Description: The goal of the WTSC communications department is to increase public awareness about traffic safety issues in conjunction with WTSC programs and other efforts. This project funded general agency communications efforts common to two or more core program areas, or deemed critical to the agency's core business. These activities include the agency's web presence, various technology support systems, and stakeholder and general public outreach.</p> <p>Results: This fund was used to pay for various subscription-based tools to support communications initiatives and other WTSC program areas, as well as work done to redesign the agency's website.</p> | | |
| Fund Source 402 | Amount Approved \$50,000 | Amount Expended \$30,606 |

Target Zero Awards

| | | |
|--|------------------------------|-----------------------------------|
| Grant Recipient WTSC | Federal Project # CP14-07 | Program Manager Erica Stineman |
| <p>Description: This grant provided funding for the biennial Target Zero Awards program. As WTSC increasingly asks for multidiscipline and inter-organization cooperation to reach the objectives of Target Zero, it is important to keep traffic safety professionals motivated through recognition of excellence.</p> <p>Results: The 2014 Target Zero Awards program was held on April 16, 2014, at the Lacey Community Center in Lacey, WA. There were 18 award winners in the categories of Impaired Driving, Intersections, Run-off-the-Road, Young Drivers, Traffic Data Systems, Unlicensed Drivers, Speeding, Occupant Protection, Heroic Efforts, Leadership, and Lifetime Achievement Honors.</p> | | |
| Fund Source 402 | Amount Approved \$40,000 | Amount Expended \$30,850 |

Grants Management System

| Grant Recipient WTSC | Federal Project # CP14-05 | Program Manager Chris Madill |
|--|------------------------------|---------------------------------|
| <p>Description: The Grant Information and Financial Tracking System (GIFTS) is on track to be implemented during calendar year 2015. Funds expended in 2014 were for a dedicated project manager to coordinate the work of the project team. Procurement will continue through February of 2015 with the announcement of an Apparently Successful Vendor. Contract negotiation, development, implementation, and training will follow. The dedicated project manager will continue to shepherd the project through completion.</p> <p>Results: The team created business process flows, detailed technical and functional requirements, and a comprehensive procurement document that was published on October 2014.</p> | | |
| Fund Source 402 | Amount Approved \$300,000 | Amount Expended \$104,006 |

Emerging Projects

| Grant Recipient WTSC | Federal Project # CP14-08 | Program Manager Chris Madill |
|--|------------------------------|---------------------------------|
| <p>Description: This project funded traffic safety projects aligned with Target Zero priorities that emerged throughout the course of the Federal Fiscal Year. This included travel and subsistence, contractual services, equipment, goods, and services.</p> <p>Results: This grant provided funding for a variety of activities, including:</p> <ul style="list-style-type: none"> • Travel and meeting logistics for a gathering of representatives from the state's five DUI Therapeutic courts. • Publicity and media outreach for the driver roadside survey conducted in June 2014. • Creative media proposals from four marketing firms publicizing motorcycle training and awareness. • Three commercial trailer wraps publicizing motorcycle training and awareness. • Travel for members of the TTSAB to attend meetings in Olympia. • Printing of hard copies of the Target Zero Plan. • Two Lidar speed monitoring devices for the City of Fife Police Department. • Two handheld radar units for the Washington State Department of Fish and Wildlife for speed enforcement. • A four-county distracted driving survey in partnership with the University of Washington. | | |
| Fund Source 402 | Amount Approved \$75,000 | Amount Expended \$61,129 |

Planning and Administration

Overview

The following projects represent the operational costs incurred by WTSC to manage the state's traffic safety program. These projects include the costs for salaries and benefits, travel for training and project-related events, and a small portion for miscellaneous goods and services.

Planning and Administration/Technical Coordination

| | | |
|--|--|---------------------------------|
| Grant Recipient WTSC | Federal Project # AL14-01; CP14-01; OP14-01; PS14-01; TR14-01; PA14-01; DD14-01; MC14-01; SE14-02 | Program Manager Chris Madill |
| This project is the federal share of costs to support WTSC executive, administrative, research, and programs and services staff. | | |
| Fund Source 402 | Amount Approved \$1,796,089 | Amount Expended \$1,669,011 |

Planning and Administration/Technical Coordination Expenditure Summary

| Project # | Project Title | Obligated | Expended |
|--------------|---|--------------------|--------------------|
| AL14-01 | Impaired Driving Technical Coordination | \$216,336 | \$210,977 |
| CP14-01 | Community & Corridor Technical Coordination | \$487,046 | \$454,719 |
| DD14-01 | Distracted Driving Technical Coordination | \$41,562 | \$39,976 |
| MC14-01 | Motorcycle Program Technical Coordination | \$39,120 | \$38,946 |
| OP14-01 | Occupant Protection Technical Coordination | \$46,279 | \$46,238 |
| PS14-01 | Pedestrian Safety Technical Coordination | \$48,447 | \$47,502 |
| SE14-02 | Speed Program Technical Coordination | \$59,406 | \$57,279 |
| TR14-01 | Traffic Records Technical Coordination | \$392,893 | \$330,152 |
| PA14-01 | Planning & Administration | \$465,000 | \$443,222 |
| Total | | \$1,796,089 | \$1,669,011 |

Contact Information

Washington Traffic Safety Commission

621 8th Avenue SE, Suite 409
PO Box 40944
Olympia, WA 98504

Phone: 360-753-6197
Fax: 360-586-6489
Web: www.wtsc.wa.gov

Darrin Grondel
Director

Chris Madill
Deputy Director

Commissioners

Jay Insee
Governor

Jon Snyder
Association of Washington Cities

John Wiesman
Department of Health

Pat Kohler
Department of Licensing

Kevin Quigley
Department of Social & Health Services

Lynn Peterson
Department of Transportation

Judge James P. Swanger
Judiciary

Randy Dorn
Superintendent of Public Instruction

Sharon Dillon
Washington Association of Counties

Chief John Batiste
Washington State Patrol

WTSC Program Staff

COMMUNICATIONS

Shelly Baldwin, Legislative & Media Relations Manager
360-725-9889
sbaldwin@wtsc.wa.gov

Erica Stineman, Communications Consultant
360-725-9893
estineman@wtsc.wa.gov

IMPAIRED DRIVING

Mark Medalen, Program Manager
360-725-9878
mmedalen@wtsc.wa.gov

SPEEDING PROGRAM

Jonna VanDyk, Program Manager
360-725-9885
jvandyk@wtsc.wa.gov

YOUNG DRIVERS

Angie Ward, Program Manager
360-725-9888
award@wtsc.wa.gov

CHILD PASSENGER SAFETY

MJ Haught, Program Manager
360-725-9879
mjhaught@wtsc.wa.gov

DISTRACTED DRIVING

Angie Ward, Program Manager
360-725-9888
award@wtsc.wa.gov

MOTORCYCLE SAFETY

Mark Medalen, Program Manager
360-725-9878
mmedalen@wtsc.wa.gov

PEDESTRIAN & BICYCLE SAFETY

MJ Haught, Program Manager
360-725-9879
mjhaught@wtsc.wa.gov

CORRIDOR SAFETY

Angie Ward, Program Manager
360-725-9888
award@wtsc.wa.gov

TARGET ZERO TRAFFIC SAFETY TASK FORCES

Edica Esqueda, Program Manager
360-725-9886
eesqueda@wtsc.wa.gov

TRIBAL TRAFFIC SAFETY

MJ Haught, Program Manager
360-725-9879
mjhaught@wtsc.wa.gov

POLICE TRAFFIC SERVICES

Edica Esqueda, Program Manager
360-725-9886
eesqueda@wtsc.wa.gov

Traffic Records Committee

Debi Besser
360-725-9890
dbesser@wtsc.wa.gov

Research and Data Division

Staci Hoff, Research Manager
360-725-9874
shoff@wtsc.wa.gov

Dick Doane, Research Investigator
360-725-9894
ddoane@wtsc.wa.gov

Gary Montgomery, GIS Analyst
360-725-9877
gmontgomery@wtsc.wa.gov

Fatality Analysis Reporting System (FARS)

Mimi Nickerson, FARS Analyst
360-725-9892
mnickerson@wtsc.wa.gov

Terry Ponton, FARS Analyst
360-725-9891
tponton@wtsc.wa.gov

Traffic Safety Legislation

Shelly Baldwin, Legislative & Media Relations Manager
360-725-9889
sbaldwin@wtsc.wa.gov

Administrative Staff

Geri Nelson, Executive Assistant
360-725-9898
gnelson@wtsc.wa.gov

Dawn Hernandez, Administrative Assistant
360-753-6197
dhernandez@wtsc.wa.gov

Kathy Droke, Administrative Assistant
360-725-9883
kdroke@wtsc.wa.gov

Debbie Johnson, Finance Director
360-725-9887
djohnson@wtsc.wa.gov

Leslie Maltby, Fiscal Analyst
360-725-9896
lmaltby@wtsc.wa.gov

Acronyms

This table lists acronyms used throughout the 2014 Washington Traffic Safety Commission Annual Report.

| ACRONYMS | |
|----------|---|
| BAC | Blood Alcohol Content |
| BRFSS | Behavioral Risk Factor and Analysis Survey |
| CIOT | Click It or Ticket |
| CPS | Child Passenger Safety |
| CPST | Child Passenger Safety Technician |
| DOH | Department of Health |
| DOL | Department of Licensing |
| DRE | Drug Recognition Expert |
| FARS | Fatality Analysis Reporting System |
| FFY | Federal Fiscal Year |
| GHSA | Governor's Highway Safety Association |
| GIFTS | Grant Information and Financial Tracking System |
| HSP | Highway Safety Plan |
| HVE | High Visibility Enforcement |
| IDL | Intermediate Driver License |
| LEL | Law Enforcement Liaison |
| LCB | Liquor Control Board |
| MAC | Motorcycle Advisory Committee |
| MAP-21 | Moving Ahead for Progress in the 21 st Century Act |
| NATEO | Northwest Association of Tribal Enforcement Officers |
| NHTSA | National Highway Traffic Safety Association |
| PAS-D | Programs and Services Division |
| PIRE | Pacific Institute for Research and Evaluation |
| PTS | Police Traffic Services |
| PSA | Public Service Announcement |
| RAD-D | Research and Data Division |
| SDOT | Seattle Department of Transportation |
| SHSP | Strategic Highway Safety Plan or Target Zero |
| SPD | Seattle Police Department |
| TRC | Traffic Records Committee |
| TTSAB | Tribal Traffic Safety Advisory Board |
| TZM | Target Zero Manager |
| TZT | Target Zero Team |
| WASPC | Washington Association of Sheriffs and Police Chiefs |
| WIDAC | Washington Impaired Driving Advisory Council |
| WMSP | Washington Motorcycle Safety Program |
| WSDOT | Washington State Department of Transportation |
| WSP | Washington State Patrol |
| WTSC | Washington Traffic Safety Commission |

2014 Child Passenger Safety Activity

| GRANT AWARD | COUNTY/ORG | DATE | # OF ACTIVITIES | ACTIVITY | NUMBER REACHED | # OF | | |
|---|-----------------|------------------|-----------------|---|----------------|-----------------------|---------------------|---------------------|
| | | | | | | MATERIALS DISTRIBUTED | # CAR SEATS CHECKED | # SEATS DISTRIBUTED |
| Oct/Nov/Dec 2013 | | | | | | | | |
| Safe Kids Benton-Franklin | Benton/Franklin | 10/2 - 10/4/2013 | 1 | CPS Technician Certification Course | 11 | 11 | 0 | 0 |
| Safe Kids Benton-Franklin | Benton/Franklin | 10/4/13 | 1 | Car seat event -- Kennewick Fire Station | 15 | 11 | 21 | 0 |
| Safe Kids Benton-Franklin | Benton/Franklin | 11/6/13 | 1 | ECEAP Parent Education -- Airbag Safety | 21 | 21 | 0 | 0 |
| Safe Kids Benton-Franklin | Benton/Franklin | 11/7/13 | 1 | Booth at Kennewick Sch Dist Family Event | 600 | 137 | 0 | 0 |
| Safe Kids Benton-Franklin | Benton/Franklin | 11/13/13 | 1 | Booth at MCL Community Baby Shower | 70 | 44 | 0 | 0 |
| Safe Kids Benton-Franklin | Benton/Franklin | 11/14/13 | 1 | Booth at Pasco Discovery Coalition | 75 | 21 | 0 | 0 |
| Safe Kids Benton-Franklin | Benton/Franklin | 10/9-12/11/2013 | 3 | Car seat event -- 2nd Wed of each month | 10 | 6 | 8 | 0 |
| Chelan/Douglas TSTF | Chelan/Douglas | | 1 | Washington Elementary class presentation | 25 | | | |
| Chelan/Douglas TSTF | Chelan/Douglas | | | Car seat safety message - Douglas Co. Fire Dist #2 | 10474 | | | |
| Clark County Child Passenger Team | Clark | 10/19/13 | 1 | Car Seat Class | 35 | 35 | | |
| Clark County Child Passenger Team | Clark | 10/19/13 | 1 | Car seat event | 25 | 25 | 16 | 10 |
| Marion Swendsen | Clark | 10/22/13 | 1 | Mom's Group | 35 | 45 | | |
| Marion Swendsen | Clark | 10/24/13 | 1 | Safety Fair | 100 | 50 | | |
| Marion Swendsen | Clark | 10/31/13 | 5 | Car seat inspection - by appt. | 5 | | 5 | |
| Clark County Child Passenger Team | Clark | 11/16/13 | 1 | Car Seat Class | 50 | 50 | | |
| Clark County Child Passenger Team | Clark | 11/16/13 | 1 | Car seat event | 40 | | 24 | 22 |
| Clark County Child Passenger Team | Clark | 12/21/13 | 1 | Car Seat class | 63 | 60 | | |
| Clark County Child Passenger Team | Clark | 12/21/13 | 1 | Car seat event | 50 | | 31 | 24 |
| Central Basin TZTF | Grant/Adams | 10/1/13 | 1 | Wahluke Health Fair in Mattawa | 1200 | | | |
| Central Basin TZTF | Grant/Adams | 10/25/13 | 1 | CPS Awards cememony | 27 | 10 | | |
| Central Basin TZTF | Grant/Adams | 12/30/13 | 1 | SafeKids Meeting | | | | |
| Central Basin TZTF | Grant/Adams | OCT-DEC/2013 | 10 | Car seat inspection - by appt. ANGLS | 10 | 10 | 10 | 10 |
| Grays Harbor TSTF | Grays Harbor | | | Various school visits materials sent home | | 500 | | |
| Grays Harbor TSTF | Grays Harbor | | 10 | Car seat inspection - by appt. | 10 | | 10 | 10 |
| Safe Kids Skagit-Island | Island | 8/16/2013 | 1 | Car seat event | 1 | 2 | 1 | 0 |
| Safe Kids Skagit-Island | Island | 9/13/2013 | 1 | Car seat event | 1 | 2 | 1 | 0 |
| Safe Kids Skagit-Island | Island | 11/9/2013 | 1 | Car seat inspection - by appt. | 1 | 2 | 1 | 0 |
| Safe Kids Skagit-Island | Island | 11/9/2013 | 1 | Car seat event | 1 | 2 | 1 | 0 |
| Safe Kids Skagit-Island | Island | 11/9/2013 | 2 | Car seat event | 1 | 2 | 2 | 0 |
| Safe Kids Skagit-Island | Island | 11/9/2013 | 1 | Car seat event | 1 | 2 | 1 | 0 |
| Safe Kids Skagit-Island | Island | 11/9/2013 | 1 | Car seat event | 1 | 2 | 1 | 0 |
| Safe Kids Eastside - EvergreenHealth | King | 10/5/13 | 1 | Car Seat Check w/Car Safe Kids | 40 | 40 | 40 | 0 |
| Car Safe Kids | KING | 10/19/13 | 1 | Car Seat Event - Children's | 75 | | 59 | 0 |
| Safe Kids Eastside - EvergreenHealth | King | 11/2/13 | 1 | Car Seat Checks w/Car Safe Kids | 49 | 49 | 49 | 0 |
| Safe Kids South King Co. | King | Dec. 11, 2013 | 1 | Car seat event @ Valley Medical Center | | 6 | 6 | 0 |
| Kent Fire Department RFA | King | Dec. 11, 2013 | 1 | Car Seat Inspections - by appt. | 3 | 0 | 3 | 0 |
| Seattle/King County Public Health/EMS Auburn King | | Oct - Dec 2013 | 6 | Car seat inspection - by appt. ICM individual client visits | 6 | 6 | 6 | 0 |
| Seattle/King County Public Health/EMS Federa King | | Oct - Dec 2013 | 1 | Car seat inspection - by appt. ICM individual client visits | 1 | 1 | 1 | 0 |
| Seattle/King County Public Health/EMS Auburn King | | Oct - Dec 2013 | 16 | Car seat inspection - by appt. MSS/ICM individual client visits | 16 | 16 | 16 | 9 |

| GRANT AWARD | COUNTY/ORG | DATE | # OF ACTIVITIES | ACTIVITY | NUMBER REACHED | # OF | | |
|---|------------|----------------|-----------------|---|----------------|-----------------------|---------------------|---------------------|
| | | | | | | MATERIALS DISTRIBUTED | # CAR SEATS CHECKED | # SEATS DISTRIBUTED |
| Seattle/King County Public Health - Columbia C King | | Oct - Dec 2013 | 4 | Car seat inspection - by appt. MSS/ICM individual client visits | 4 | 4 | 4 | 4 |
| Seattle/King County Public Health/EMS Eastgat King | | Oct - Dec 2013 | 29 | Car seat inspection - by appt. MSS/ICM individual client visits | 29 | 29 | 29 | 4 |
| Seattle/King County Public Health - Federal Wa King | | Oct - Dec 2013 | 11 | Car seat inspection - by appt. MSS/ICM individual client visits | 11 | 11 | 11 | 4 |
| Seattle/King County Public Health - Kent Clinic King | | Oct - Dec 2013 | 1 | Car seat inspection - by appt. MSS/ICM individual client visits | 1 | 1 | 1 | 1 |
| Seattle/King County Public Health - North Clinic King | | Oct - Dec 2013 | 3 | Car seat inspection - by appt. MSS/ICM individual client visits | 3 | 3 | 3 | 3 |
| Seattle/King County Public Health/EMS Northsl King | | Oct - Dec 2013 | 11 | Car seat inspection - by appt. MSS/ICM individual client visits | 11 | 11 | 11 | 11 |
| Seattle/King County Public Health/EMS Renton King | | Oct - Dec 2013 | 13 | Car seat inspection - by appt. MSS/ICM individual client visits | 13 | 13 | 13 | 12 |
| Seattle/King County Public Health - White Cent King | | Oct - Dec 2013 | 1 | Car seat inspection - by appt. MSS/ICM individual client visits | 1 | 1 | 1 | 0 |
| SafeKids Kitsap | Kitsap | Oct | 1 | Car seat awareness class | 5 | 5 | | |
| Lewis County TZTF | Lewis | | 1 | Meeting with Cesi regarding LE training | 1 | | | |
| Lewis County TZTF | Lewis | | 14 | Car seat inspections - by appt. | 14 | | 14 | 13 |
| Lewis County TZTF | Lewis | | 4 | Safety City | 987 | | 1 | |
| Methow Valley Child Passenger Safety TeamOk Okanogan | | 10/16/13 | 1 | Car seat inspection - by appt. | 1 | 3 | 1 | 0 |
| Methow Valley Child Passenger Safety TeamOk Okanogan | | 10/22/13 | 1 | Car seat inspection - by appt. | 3 | 4 | 1 | 1 |
| Methow Valley Child Passenger Safety TeamOk Okanogan | | 10/23/13 | 1 | Car seat inspection - by appt. | 1 | 3 | 1 | 0 |
| Okanogan County Safekids | Okanogan | 11/4/13 | 1 | Car seat inspection - by appt. owner brought new | 2 | 1 | 1 | 0 |
| Okanogan County Safekids | Okanogan | 11/15/13 | 1 | Car seat inspection - by appt. | 3 | 1 | 1 | 1 |
| Methow Valley Child Passenger Safety TeamOk Okanogan | | 11/15/13 | 1 | Car seat inspection - by appt. | 1 | 4 | 1 | 1 |
| Methow Valley Child Passenger Safety TeamOk Okanogan | | 12/4/13 | 1 | Car seat inspection - by appt. | 2 | 2 | 2 | 0 |
| East Pierce Fire and Rescue | Pierce | Oct- Dec 2013 | 18 | Car Seat inspections - by appt. | 25 | 18 | 18 | 0 |
| Gig Harbor Fire and Rescue | Pierce | Oct-Dec 2013 | 30 | Car Seat inspections - by appt. | 30 | 30 | 30 | 0 |
| Good Samaritan Hospital | Pierce | Oct-Dec 2013 | 23 | Car Seat inspections - by appt. | 30 | 23 | 23 | 0 |
| West Pierce Fire and Rescue | Pierce | Oct-Dec 2013 | 25 | Car Seat inspections - by appt. | 29 | 25 | 25 | 0 |
| Mary Bridge Children's Hospital | Pierce | Oct-Dec 2013 | 12 | Car seat event | 190 | 127 | 127 | 0 |
| Mary Bridge Children's Hospital | Pierce | Oct-Dec 2013 | 108 | ICN consultations | 108 | 108 | 0 | 0 |
| Mary Bridge Children's Hospital | Pierce | Oct-Dec 2013 | 40 | Women and Newborn Dept. consultations | 40 | 40 | 0 | 0 |
| Mary Bridge Children's Hospital | Pierce | Sept-Dec | 2 | Tacoma Youth for Christ Staff CPS Training | 12 | 12 | 0 | 0 |
| Mary Bridge Children's Hospital | Pierce | Sept-Dec | 1 | Car Seat Class - Babies R Us | 7 | | | |
| Mary Bridge Children's Hospital | Pierce | | | Car seat inspections - by appt. checked at bedside (with & without education) | 274 | 274 | 0 | 0 |
| Mary Bridge Children's Hospital | Pierce | | | Car Seat Help Line calls | 219 | | | |
| Mary Bridge Children's Hospital | Pierce | | 1 | Car Seat/Skills training to nurses | 50 | | | |
| Mary Bridge Children's Hospital | Pierce | | 1 | MOMS group presentation | 26 | 26 | | |
| Mary Bridge Children's Hospital | Pierce | | | Materials Mailed to Individuals/Organizations | | 1050 | | |
| Safe Kids/CPS Team | Pierce | | 1 | Car Seat inspection-Pumpkin Patch | 25 | 13 | 13 | 3 |
| Safe Kids/CPS Team | Pierce | | 1 | Car Seat inspection- Madison Head Start | 55 | 26 | 37 | 18 |
| Safe Kids/CPS Team | Pierce | | 1 | Car Seat inspection- Puyallup Police | 25 | 14 | 19 | 2 |
| Gig Harbor Fire and Rescue | Pierce | Sept/Oct | 8 | Visited 8 elementary schools in Penninsula School District, greeted parents at pick up and gave back seat/booster msgs. | 1500 | 1000 | 0 | 0 |
| Safe Kids Skagit-Island | Skagit | 10/10/2013 | 1 | Car seat inspection - by appt. | 1 | 2 | 1 | 1 |
| Safe Kids Skagit-Island | Skagit | 10/12/2013 | 2 | Car seat inspection - by appt. | 1 | 2 | 2 | 0 |
| Safe Kids Skagit-Island | Skagit | 10/12/2013 | 1 | Car seat inspection - by appt. | 1 | 2 | 1 | 0 |
| Safe Kids Skagit-Island | Skagit | 10/14/2013 | 1 | Car seat inspection - by appt. | 1 | 2 | 1 | 0 |
| Safe Kids Skagit-Island | Skagit | 10/17/2013 | 1 | Car seat inspection - by appt. | 1 | 2 | 1 | 0 |
| Safe Kids Skagit-Island | Skagit | 10/18/2013 | 1 | Car seat inspection - by appt. | 1 | 2 | 1 | 1 |
| Safe Kids Skagit-Island | Skagit | 10/18/2013 | 1 | Car seat inspection - by appt. | 1 | 2 | 1 | 1 |
| Safe Kids Skagit-Island | Skagit | 10/18/2013 | 1 | Car seat inspection - by appt. | 1 | 2 | 1 | 1 |
| Safe Kids Skagit-Island | Skagit | 10/23/2013 | 2 | Car seat inspection - by appt. | 1 | 2 | 2 | 0 |
| Safe Kids Skagit-Island | Skagit | 10/25/2013 | 1 | Car Seat awareness class for WIC Recipients | 1 | 2 | 1 | 0 |
| Safe Kids Skagit-Island | Skagit | 10/25/2013 | 1 | Car Seat awareness class for WIC Recipients | 1 | 2 | 1 | 0 |

| GRANT AWARD | COUNTY/ORG | DATE | # OF ACTIVITIES | ACTIVITY | NUMBER REACHED | # OF MATERIALS DISTRIBUTED | # CAR SEATS CHECKED | # SEATS DISTRIBUTED |
|--------------------------------------|-------------|----------|-----------------|--|----------------|----------------------------|---------------------|---------------------|
| SafeKids Snohomish | Snohomish | 11/7/13 | 1 | Motorvehicle Safety & Pedestrian Safety presentation for tweens/teens. Tulalip Tribe New Parent Group | 25 | 25 | 0 | 0 |
| SafeKids Snohomish | Snohomish | 11/15/13 | 1 | Motorvehicle Safety & Pedestrian Safety presentation for tweens/teens. Kamiak High School | 150 | 150 | 0 | 0 |
| SafeKids Snohomish | Snohomish | 11/19/13 | 1 | Motorvehicle Safety & Pedestrian Safety presentation for tweens/teens. Marysville Mountain View Alternative Highschool | 75 | 75 | 0 | 0 |
| SafeKids Snohomish | Snohomish | 11/22/13 | 1 | Motorvehicle Safety & Pedestrian Safety presentation for tweens/teens. Edmonds WW High School | 200 | 200 | 0 | 0 |
| SafeKids Snohomish | Snohomish | 11/25/13 | 1 | Motorvehicle Safety & Pedestrian Safety presentation for tweens/teens. Jackson High School | 175 | 175 | 0 | 0 |
| SafeKids Snohomish | Snohomish | 12/3/13 | 1 | Motorvehicle Safety & Pedestrian Safety presentation for tweens/teens. Terrace Middle School | 525 | 525 | 0 | 0 |
| SafeKids Snohomish | Snohomish | 12/4/13 | 1 | Motorvehicle Safety & Pedestrian Safety presentation for tweens/teens. Meadowdale Middle School | 120 | 120 | 0 | 0 |
| SafeKids Snohomish | Snohomish | 12/5/13 | 1 | Introduction to CPS for new parents. Focus on crash dynamics, intro to types of seats, best practice and installation | 5 | 5 | 0 | 0 |
| SafeKids Snohomish | Snohomish | 12/10/13 | 1 | Motorvehicle Safety & Pedestrian Safety presentation for tweens/teens. Snohomish Highschool | 300 | 300 | 0 | 0 |
| SafeKids Snohomish | Snohomish | 12/17/13 | 1 | Motorvehicle Safety & Pedestrian Safety presentation for tweens/teens. Valley View Middle School | 400 | 400 | 0 | 0 |
| SafeKids Snohomish | Snohomish | 12/18/13 | 1 | Motorvehicle Safety & Pedestrian Safety presentation for tweens/teens. Glacier Peak Highschool | 425 | 425 | 0 | 0 |
| INDEPENDENT CAR SEAT CHECK SITES | Snohomish | Oct-Dec | 1 | SEAT CHECKS BY APPOINTMENT | 4038 | | 112 | 3 |
| Tumwater Fire Station | Thurston | 10/1/13 | 1 | Car Seat Inspection Station | 16 | 8 | 8 | 3 |
| Thurston County Sheriff's Department | Thurston | 10/12/13 | 1 | Car Seat Inspection Station | 40 | 20 | 20 | 0 |
| Lacey Fire Station | Thurston | 10/15/13 | 1 | Car Seat Inspection Station | 14 | 7 | 7 | 4 |
| Tumwater Fire Station | Thurston | 11/5/13 | 1 | Car Seat Inspection Station | 14 | 7 | 7 | 0 |
| Thurston County Sheriff's Department | Thurston | 11/9/13 | 1 | Car Seat Inspection Station | 30 | 15 | 15 | 0 |
| Lacey Fire Station | Thurston | 11/19/13 | 1 | Car Seat Inspection Station | 4 | 2 | 2 | 0 |
| Tumwater Fire Station | Thurston | 12/3/13 | 1 | Car Seat Inspection Station | 10 | 5 | 5 | 0 |
| New CPS Techs. / Special Event | Thurston | 12/13/13 | 1 | Car Seat Inspection Station | 17 | 7 | 7 | 0 |
| Lacey Fire Station | Thurston | 12/17/13 | 1 | Car Seat Inspection Station | 18 | 9 | 9 | 0 |
| Walla Walla TSTF | Walla Walla | | 1 | Car seat event | 13 | | 13 | 6 |
| Yakima Police Dept. | Yakima | 10/15/13 | 1 | Car seat inspection - by appt. | 1 | 1 | 1 | 0 |
| Yakima Police Dept. | Yakima | 10/21/13 | 1 | Car seat inspection - by appt. | 1 | 1 | 1 | 0 |

| GRANT AWARD | COUNTY/ORG | DATE | # OF ACTIVITIES | ACTIVITY | NUMBER REACHED | # OF MATERIALS DISTRIBUTED | # CAR SEATS CHECKED | # SEATS DISTRIBUTED |
|---------------------------|-----------------|-------------|-----------------|---|----------------|----------------------------|---------------------|---------------------|
| Jan/Feb/Mar 2014 | | | | | | | | |
| Safe Kids Benton-Franklin | Benton/Franklin | 1/8-3/12/14 | 3 | Car seat event -- 2nd Wed of every month | 14 | 11 | 14 | 0 |
| Safe Kids Benton-Franklin | Benton/Franklin | 3/20/14 | 1 | Training for Domestic Violence Employees & Vols | 20 | 20 | 0 | 0 |
| Safe Kids Benton-Franklin | Benton/Franklin | 3/21/14 | 1 | PTO Safety Carnival Tapteal Elementary PTO | 75 | 55 | 0 | 0 |
| Safe Kids Benton-Franklin | Benton/Franklin | 3/22/14 | 1 | Booth at Foster Parent Conference & Workshop | 70 | 32 | 0 | 0 |

| GRANT AWARD | COUNTY/ORG | DATE | # OF ACTIVITIES | ACTIVITY | NUMBER REACHED | # OF MATERIALS DISTRIBUTED | # CAR SEATS CHECKED | # SEATS DISTRIBUTED |
|--|-----------------|-------------|-----------------|--|----------------|----------------------------|---------------------|---------------------|
| Safe Kids Benton-Franklin | Benton/Franklin | 1/1-3/31/14 | 25 | Car seat event -- Head Start | 25 | 25 | 37 | 30 |
| Safe Kids Benton-Franklin | Benton/Franklin | 1/1-3/31/14 | 10 | Car seat inspections - by appt. Swanky Babies | 10 | 20 | 13 | |
| Safe Kids Benton-Franklin | Benton/Franklin | 3/8-3/9/14 | 1 | Walmart Baby Days Kennewick | 300 | 125 | 0 | 0 |
| Chelan-Douglas TSTF | Chelan-Douglas | 1/14/14 | 1 | Responded to fire where car seats destroyed | 8 | 3 | 3 | 3 |
| Chelan-Douglas TSTF | Chelan-Douglas | 1/16/14 | 1 | Car seat event | 6 | 3 | | |
| Chelan-Douglas TSTF | Chelan-Douglas | 1/21/14 | 1 | Parent night at HeadStart | 100 | 112 | | |
| Chelan-Douglas TSTF | Chelan-Douglas | 1/25/14 | 1 | Wenatchee Winter Fest | 750 | 550 | | |
| Chelan-Douglas TSTF | Chelan-Douglas | 1/25/14 | 1 | Guns & Hoses | 750 | 400 | | |
| Chelan-Douglas TSTF | Chelan-Douglas | 1/27/14 | 1 | Seat check-offs for techs | 8 | | | |
| Chelan-Douglas TSTF | Chelan-Douglas | 1/28/14 | 1 | Car seat event | 4 | 1 | 2 | 2 |
| Chelan-Douglas TSTF | Chelan-Douglas | 2/4/14 | 1 | SafeKids meeting | 5 | | | |
| Chelan-Douglas TSTF | Chelan-Douglas | 2/7/14 | 1 | First Choices parent class | 200 | 1000 | | |
| Chelan-Douglas TSTF | Chelan-Douglas | 2/14/14 | 3 | Car seat inspection - by appt. | 3 | | 3 | |
| Chelan-Douglas TSTF | Chelan-Douglas | 3/3/14 | 1 | Car seat inspection - by appt. | 2 | 3 | 1 | |
| Chelan-Douglas TSTF | Chelan-Douglas | 3/4/14 | 1 | SafeKids meeting | 5 | | | |
| Chelan-Douglas TSTF | Chelan-Douglas | 3/27/14 | 1 | Car seat inspection - by appt. | 3 | | 3 | |
| Chelan-Douglas TSTF | Chelan-Douglas | 3/29/14 | 1 | Kid Connect event | 425 | 500 | | |
| Chelan-Douglas TSTF | Chelan-Douglas | 3/14-16/14 | 1 | Home Show | 955 | 864 | | |
| Chelan-Douglas TSTF | Chelan-Douglas | | | Materials to Wenatchee Pediatrics | | 200 | | |
| Clark County Child Passenger Safety Team | Clark | 1/18/14 | 1 | Car seat event at PHSWMC | 24 | | 19 | 12 |
| Clark County Child Passenger Safety Team | Clark | 1/18/14 | 1 | Class for caregivers | 40 | | | |
| Clark County Child Passenger Safety Team | Clark | 2/15/14 | 1 | Car seat event at PHSWMC | 22 | | 15 | 10 |
| Clark County Child Passenger Safety Team | Clark | 2/15/14 | 1 | Class for caregivers | 30 | | | |
| Clark County TSTF | Clark | 2/27/14 | 1 | Mom's group | 40 | 60 | | |
| Clark County TSTF | Clark | 2/28/14 | 3 | Car seat inspection - by appt. | 3 | | 3 | |
| Clark County Child Passenger Safety Team | Clark | 3/15/14 | 1 | Car seat event at PHSWMC | 25 | | 15 | 12 |
| Clark County Child Passenger Safety Team | Clark | 3/15/14 | 1 | Class for caregivers | 28 | | | |
| Clark County TSTF | Clark | 3/30/14 | 7 | Car seat inspection - by appt. | 14 | | 7 | |
| Central Basin TZTF | Grant/Adams | 1/3/14 | 5 | Car seat inspections - by appt. | 5 | 5 | 5 | 5 |
| Central Basin TZTF | Grant/Adams | 1/17/14 | 1 | TZM attended Spokane CEU course | 1 | | | |
| Central Basin TZTF | Grant/Adams | 1/27/14 | 1 | TZM obtained seat sign-offs at car seat event | 4 | | 20 | |
| Central Basin TZTF | Grant/Adams | 3/1/14 | 1 | Child Restraint/school zone emphasis patrols | | | | |
| Central Basin TZTF | Grant/Adams | 3/1/14 | 1 | Purchased readerboard messaging for above | | | | |
| Central Basin TZTF | Grant/Adams | 3/1/14 | 1 | Car Seat Event - Walmart | 2 | | 2 | |
| Grays Harbor TSTF | Grays Harbor | | 11 | Car seat inspections - by appt. | 11 | | 11 | 11 |
| Safe Kids Eastside- Evergreen Health | King | 1/22/14 | 1 | Car Seat Class | 8 | 8 | 0 | 0 |
| Safe Kids Eastside- Evergreen Health | King | 2/8/14 | 1 | Car seat event w/Car Safe Kids | 60 | | 60 | 0 |
| Kent Fire - RFA | King | 2/18/14 | 1 | Car seat inspection - by appt. | 1 | | 1 | |
| Kent Fire - RFA | King | 2/20/14 | 1 | Car seat inspection - by appt. | 1 | | 1 | |
| Kent Fire - RFA | King | 2/26/14 | 1 | Infant Car Seat Installation for students Kent | 25 | | | |
| Safe Kids Eastside- Evergreen Health | King | 2/27/14 | 1 | Car Seat Class | 12 | 12 | 0 | 0 |
| Safe Kids Eastside- Evergreen Health | King | 3/8/14 | 1 | Car seat event w/Car Safe Kids | 59 | | 59 | |
| Kent Fire - RFA | King | 3/12/14 | 1 | Car seat inspection - by appt. | 1 | | 1 | |
| Kent Fire - RFA | King | 3/12/14 | 1 | Infant Car Seat Installation for students Kentwood | 50 | | | |
| Kent Fire - RFA | King | 3/13/14 | 1 | Booster Seat Campaign/Safest Seat for Me Family | 100 | 100 | | |
| Car Safe Kids | KING | 3/22/14 | 1 | Car Seat Checkup Event | 60 | | 74 | 6 |
| Safe Kids Eastside- Evergreen Health | King | 3/24/14 | 1 | Car Seat Class | 2 | 2 | 0 | 0 |
| Kent Fire - RFA | King | 3/24/14 | 1 | Car seat inspection - by appt. | 5 | | 3 | |
| Eastgate Public Health Clinic | King | Jan - March | 27 | car seat inspection - by appt | 27 | 27 | 27 | 2 |
| Auburn Public Health Clinic | King | Jan - March | 20 | car seat inspection - by appt | 20 | 20 | 20 | 10 |
| Renton Public Health Clinic | King | Jan - March | 10 | car seat inspection - by appt | 10 | 10 | 10 | 9 |
| Northshore Public Health Clinic | King | Jan - March | 15 | car seat inspection - by appt | 15 | 15 | 15 | 15 |
| White Center Public Health Clinic | King | Jan - March | 3 | car seat inspection - by appt | 3 | 3 | 3 | 2 |
| | | | | car seat inspection - by appt | | | | |
| Kent Public Health Clinic | King | Jan - March | 4 | | 4 | 4 | 4 | 4 |
| Federal Way Public Health Clinic | King | Jan - March | 8 | car seat inspection - by appt | 8 | 8 | 8 | 8 |

| GRANT AWARD | COUNTY/ORG | DATE | # OF ACTIVITIES | ACTIVITY | NUMBER REACHED | # OF MATERIALS DISTRIBUTED | # CAR SEATS CHECKED | # SEATS DISTRIBUTED |
|---|------------|--------------|-----------------|---|----------------|----------------------------|---------------------|---------------------|
| North Public Health Clinic | King | Jan - March | 5 | car seat inspection - by appt | 5 | 5 | 5 | 5 |
| Columbia Public Health Clinic | King | Jan - March | 7 | car seat inspection - by appt | 7 | 7 | 7 | 7 |
| Kittitas County TZTF | Kittitas | 2/1/14 | 1 | Early Learning class | 150 | 50 | | |
| Kittitas County TZTF | Kittitas | 2/20/14 | 1 | Early Learning class | 50 | 20 | | |
| Safe Kids Kittitas County | Kittitas | 1,2,3/,2014 | 15 | Car Seat Inspection Station by appointment/Hope Source driver training. | 29 | 0 | 12 | 6 |
| Klickitat County Health co Coordinators of Columbia Gorge SafeKids | Klickitat | 1/31/14 | 1 | Car seat inspection - by appt. Robin Hindahl RN,CPT (RH) | 1 | | | 1 |
| Klickitat County Health co Coordinators of Columbia Gorge SafeKids | Klickitat | 2/13/14 | 1 | Car seat inspection - by appt. David Kavanagh CPT | 1 | | | 1 |
| Klickitat County Health co Coordinators of Columbia Gorge SafeKids | Klickitat | 3/6/14 | 1 | Car seat inspection - by appt. David Kavanagh CPT | 1 | | | 1 |
| Klickitat County Health co Coordinators of Columbia Gorge SafeKids | Klickitat | 3/8/14 | 3 | Car Seat Event- HUGS FAIR (Safety Kids Fair) CGSK Techs | 200 | 100 | 20 | 5 |
| Klickitat County Health co Coordinators of Columbia Gorge SafeKids | Klickitat | 3/11/14 | 1 | Car seat inspection - by appt. Robin Hindahl RN,CPT (RH) | 1 | | 1 | 1 |
| Klickitat County Health co Coordinators of Columbia Gorge SafeKids | Klickitat | 3/12/14 | 1 | Car seat inspection - by appt. Robin Hindahl RN,CPT (RH) | 1 | | 1 | 1 |
| Klickitat County Health | Klickitat | 3/19/14 | 1 | Car seat inspection - by appt. Robin Hindahl RN,CPT | 1 | | 1 | 1 |
| Klickitat County Health | Klickitat | 3/23/14 | 1 | Car seat inspection - by appt. David Kavanagh CPT | 1 | | 1 | 1 |
| Lewis County TZTF | Lewis | | 18 | Car seat activity | | 13 | 18 | 13 |
| Methow Valley Child Passenger Safety TeamOk | Okanogan | 1/9/14 | 1 | Car seat inspection - by appt. | 2 | 4 | 1 | 0 |
| Okanogan SafeKids | Okanogan | 1/10/14 | 1 | car seat inspection - by appt. WSP | 2 | 1 | 1 | 0 |
| Methow Valley Child Passenger Safety TeamOk | Okanogan | 1/15/14 | 1 | Car seat inspection - by appt. | 2 | 4 | 1 | 1 |
| Okanogan SafeKids | Okanogan | 1/16/14 | 1 | car seat inspection - by appt. WSP | 3 | 1 | 1 | 1 |
| Methow Valley Child Passenger Safety TeamOk | Okanogan | 1/17/14 | 1 | Car seat inspection - by appt. MVSD Transportation | 5 | 6 | 2 | 0 |
| Methow Valley Child Passenger Safety TeamOk | Okanogan | 1/31/14 | 1 | Car seat inspection - by appt. | 1 | 3 | 1 | 1 |
| Methow Valley Child Passenger Safety TeamOk | Okanogan | 2/8/14 | 1 | Car seat inspection - by appt. | 1 | 4 | 1 | 1 |
| Methow Valley Child Passenger Safety TeamOk | Okanogan | 2/19/14 | 1 | Car seat inspection - by appt. | 1 | 4 | 1 | 1 |
| Okanogan SafeKids | Okanogan | 2/24/14 | 1 | car seat safety class - Oroville Ambulance | 9 | 18 | 0 | 0 |
| Okanogan SafeKids | Okanogan | 2/27/14 | 1 | car seat inspection - by appt. Oroville Ambulance | 2 | 2 | 1 | 0 |
| Raymond Police Department | Pacific | 1/15/14 | 1 | Car Seat Inspection- by Appt | 1 | 3 | 1 | 1 |
| Raymond Police Department | Pacific | 1/17/14 | 2 | Car Seat Inspection- by Appt | 2 | 3 | 2 | 2 |
| Raymond Police Department | Pacific | 2/14/14 | 1 | Car Seat Inspection- by Appt | 1 | 3 | 1 | 1 |
| Pacific County Fire District 1 | Pacific | 1/1-31/2014 | 2 | Car seat inspections - by appt. Connie Biggs | 3 | | 3 | 2 |
| Pacific County Fire District 1 | Pacific | 2/1-28/2014 | 4 | Car seat inspections - by appt. Connie Biggs | 4 | 1 | 4 | 3 |
| MB CFCS Training | Pierce | Mar-14 | 2 | Trained LDRP nurses re: car seats Car Seat inspections-by appt | 30 | 30 | | |
| East Pierce Fire and Rescue | Pierce | Jan-Mar 2014 | | Car Seat inspections-by appt | 18 | 18 | 18 | 0 |
| Gig Harbor Fire and Rescue | Pierce | Jan-Mar 2014 | | | 17 | 17 | 17 | 0 |

| GRANT AWARD | COUNTY/ORG | DATE | # OF ACTIVITIES | ACTIVITY | NUMBER REACHED | # OF MATERIALS DISTRIBUTED | # CAR SEATS CHECKED | # SEATS DISTRIBUTED |
|---------------------------------------|------------|--------------|-----------------|--|----------------|----------------------------|---------------------|---------------------|
| | | | | Car Seat inspections -weekly | | | | |
| Mary Bridge Children's Hospital | Pierce | Jan-Mar 2014 | 12 | | 138 | 138 | 138 | 0 |
| | | | | Car Seat inspections-by appt | | | | |
| MBCH Good Samaritan Hospital | Pierce | Jan-Mar 2014 | 3 | | 13 | 13 | 13 | 0 |
| | | | | Car Seat Inspection Event | | | | |
| Pierce County CPS Team | Pierce | Jan-Mar 2014 | 3 | | 104 | 61 | 61 | 10 |
| West Pierce Fire and Rescue | Pierce | Jan-Mar 2014 | | Car Seat inspections-by appt | 13 | 13 | 13 | 0 |
| MB CFCS Car seat consults- In patient | Pierce | Jan-Mar 2014 | | Car seat inspections - by appt. checked at bedside (with & without education) | 120 | 120 | 0 | 0 |
| | | | | Education: Distracted pedestrain, pre-driver/safe passenger, new driver & distracted driving. School | | 325 | 0 | 0 |
| Snohomish SafeKids | Snohomish | 1/6/14 | 1 | Presentation -- Cavelero | 325 | | | |
| | | | | Education: Distracted pedestrain, pre-driver/safe passenger, new driver & distracted driving. School | | | | |
| Snohomish SafeKids | Snohomish | 1/9/14 | 1 | Presentation -- Sultan | 402 | 402 | 0 | 0 |
| | | | | Education: 2-hour new parent/grandparent class | | | | |
| Snohomish SafeKids | Snohomish | 1/9/14 | 1 | Providence | 5 | 5 | 0 | 0 |
| | | | | Education: Distracted pedestrain, pre-driver/safe passenger, new driver & distracted driving. School | | | | |
| Snohomish SafeKids | Snohomish | 1/14/14 | 1 | Presentation- Port Susan MS | 350 | 350 | 0 | 0 |
| | | | | Education: Distracted pedestrain, pre-driver/safe passenger, new driver & distracted driving. School | | | | |
| Snohomish SafeKids | Snohomish | 1/15/14 | 1 | Presentation- North MS | 475 | 475 | 0 | 0 |
| | | | | Education: Distracted pedestrain, pre-driver/safe passenger, new driver & distracted driving. School | | | | |
| Snohomish SafeKids | Snohomish | 1/23/14 | 1 | Presentation- Crossroads | 75 | 75 | 0 | 0 |
| | | | | Presentation: LSPD daycare presentations re: booster and backseat | | | | |
| Snohomish SafeKids | Snohomish | 1/27/14 | 1 | | 150 | 150 | 0 | 0 |
| | | | | Education: Distracted pedestrain, pre-driver/safe passenger, new driver & distracted driving. School | | | | |
| Snohomish SafeKids | Snohomish | 1/28/14 | 1 | Presentation- ABM HS | 125 | 125 | 0 | 0 |
| | | | | Education: Distracted pedestrain, pre-driver/safe passenger, new driver & distracted driving. School | | | | |
| Snohomish SafeKids | Snohomish | 1/29/14 | 1 | Presentation- ABM HS | 110 | 110 | 0 | 0 |
| | | | | Training: Awareness training for socialworkers and therapist working with special needs and at risk children. School Presentation- Child Striv | | | | |
| Snohomish SafeKids | Snohomish | 1/29/14 | 1 | Observational Study: LSPD in school zones during Feb to observe front seat and booster use. | 20 | 20 | 1 | 0 |
| | | | | Training: Awareness training for DSHS socialworkers. School Presentation- DCFS Everett Office | | | | |
| Snohomish SafeKids | Snohomish | 2/1/14 | 1 | | 1000 | 0 | 0 | 0 |
| | | | | Education: Distracted pedestrain, pre-driver/safe passenger, new driver & distracted driving. School | | | | |
| Snohomish SafeKids | Snohomish | 2/6/14 | 1 | Presentation- DCFS Everett Office | 65 | 65 | 2 | 0 |
| | | | | Education: Distracted pedestrain, pre-driver/safe passenger, new driver & distracted driving. School | | | | |
| Snohomish SafeKids | Snohomish | 2/11/14 | 1 | Presentation- Marysville HS | 205 | 205 | 0 | 0 |
| Snohomish SafeKids | Snohomish | 2/12/14 | 1 | Education: Distracted pedestrain, pre-driver/safe | 225 | 225 | 0 | 0 |
| Snohomish SafeKids | Snohomish | 2/20/14 | 1 | Education: Distracted pedestrain, pre-driver/safe | 150 | 150 | 0 | 0 |
| | | | | Education: Distracted pedestrain, pre-driver/safe passenger, new driver & distracted driving. School | | | | |
| Snohomish SafeKids | Snohomish | 2/26/14 | 1 | Presentation: Parents of preschoolers-- booster and back seat education. School Presentation- HEAD Start | 75 | 75 | 0 | 0 |
| | | | | Monroe | | | | |
| Snohomish SafeKids | Snohomish | 2/27/14 | 1 | | 50 | 50 | 0 | 0 |

| GRANT AWARD | COUNTY/ORG | DATE | # OF ACTIVITIES | ACTIVITY | NUMBER REACHED | # OF MATERIALS DISTRIBUTED | # CAR SEATS CHECKED | # SEATS DISTRIBUTED |
|--------------------------------------|-------------|-------------|-----------------|---|----------------|----------------------------|---------------------|---------------------|
| Snohomish SafeKids | Snohomish | 3/1/14 | 1 | Education: Letters home to students of the Lake Stevens School District re: back seat and booster use with statics from observational study. Passive Education: A-boards re: back seat and boosters placed in school zones | 1000 | 1000 | 0 | 0 |
| Snohomish SafeKids | Snohomish | 3/5/14 | 1 | | 1000 | 0 | 0 | 0 |
| Snohomish SafeKids | Snohomish | 3/6/14 | 1 | Education: 2-hour new parent/grandparent class | 5 | 5 | 0 | 0 |
| Snohomish SafeKids | Snohomish | 3/11/14 | 1 | Education: Distracted pedestrian, pre-driver/safe | 475 | 475 | 0 | 0 |
| Snohomish SafeKids | Snohomish | 3/15/14 | 1 | Training: Awareness Class | 18 | 18 | 0 | 0 |
| Snohomish SafeKids | Snohomish | 3/18/14 | 1 | Education: Car Seat use in law enforcement (EPD) | 1 | 200 | 1 | 3 |
| Snohomish SafeKids | Snohomish | 3/20/14 | 1 | Car seat event: Technician meeting and seat check | 20 | 20 | 11 | 2 |
| Snohomish SafeKids | Snohomish | 3/27/14 | 1 | Education: Distracted pedestrian, pre-driver/safe | 350 | 350 | 0 | 0 |
| Snohomish SafeKids | Snohomish | 3/28/14 | 1 | Education: Distracted pedestrian, pre-driver/safe | 175 | 175 | 0 | 0 |
| Snohomish SafeKids | Snohomish | 3/31/14 | 1 | Education: Distracted pedestrian, pre-driver/safe | 200 | 200 | 0 | 0 |
| INDEPENDENT CAR SEAT CHECK SITES | Snohomish | Jan-Mar | 1 | SEAT CHECKS BY APPOINTMENT | 84 | | 84 | 5 |
| Spokane County SafeKids | Spokane | 1/17/14 | 1 | CEU (6) class | 23 | | | |
| Spokane County SafeKids | Spokane | 1/18/14 | 1 | Car seat event - at George Gee | 28 | 28 | 28 | |
| Tumwater Fire Station | Thurston | 1/7/14 | 1 | Car Seat Inspection Station | 6 | 3 | 3 | 0 |
| Thurston County Sheriff's Department | Thurston | 1/11/14 | 1 | Car Seat Inspection Station | | | | |
| Lacey Fire Station | Thurston | 1/21/14 | 1 | Car Seat Inspection Station | 14 | 7 | 7 | 0 |
| Tumwater Fire Station | Thurston | 2/4/14 | 1 | Car Seat Inspection Station | 6 | 3 | 3 | 0 |
| Thurston County Sheriff's Department | Thurston | 2/8/14 | 1 | Car Seat Inspection Station | 60 | 30 | 30 | 3 |
| Lacey Fire Station | Thurston | 2/18/14 | 1 | Car Seat Inspection Station | | | | |
| Tumwater Fire Station | Thurston | 3/4/14 | 1 | Car Seat Inspection Station | 16 | 8 | 8 | 1 |
| Thurston County Sheriff's Department | Thurston | 3/8/14 | 1 | Car Seat Inspection Station | 30 | 15 | 15 | 2 |
| Lacey Fire Station | Thurston | 3/18/14 | 1 | Car Seat Inspection Station | 30 | 15 | 15 | 0 |
| Walla Walla TSTF | Walla Walla | 1/9/14 | | CPS 4-hr class | | | | |
| Walla Walla TSTF | Walla Walla | 1/31/14 | 9 | Car Seat Inspection- by Appt January | 9 | | 9 | 6 |
| Walla Walla TSTF | Walla Walla | 2/28/14 | 4 | Car Seat Inspection- by Appt February | 4 | | 4 | 1 |
| Walla Walla TSTF | Walla Walla | 3/17/14 | | CPS Instructor Class | | | | |
| Walla Walla TSTF | Walla Walla | 3/31/14 | 2 | Car Seat Inspection- by Appt March | 2 | | 2 | |
| Whatcom County CPS Team (Erica Work) | Whatcom | 1/22/14 | 1 | Regional Child Passenger Safety Awareness Class | 9 | 27 | 0 | 0 |
| Whatcom County CPS Team (Erica Work) | Whatcom | 2/4/14 | 1 | Bellingham Technical College Baby n Me class | 9 | 11 | 0 | 0 |
| Whatcom County CPS Team (Erica Work) | Whatcom | 2/20/14 | 1 | DSHS Caseworkers child passenger safety class | 35 | 50 | 0 | 0 |
| Whatcom County CPS Team | Whatcom | Jan/Feb/Mar | 56 | Car seat inspections - by appt. | 84 | 56 | 56 | 4 |
| Yakima Police Dept. | Yakima | 1/16/14 | 1 | Car seat inspection - by appt. | 1 | 1 | 1 | 0 |
| Yakima Police Dept. | Yakima | 2/3/14 | 1 | Car seat inspection - by appt. | 1 | 1 | 1 | 0 |
| Yakima Police Dept. | Yakima | 2/11/14 | 1 | Car seat inspection - by appt. | 1 | 1 | 1 | 0 |
| Yakima Police Dept. | Yakima | 3/5/14 | 1 | Car seat inspection - by appt. | 1 | 1 | 1 | 0 |

| GRANT AWARD | COUNTY/ORG | DATE | # OF ACTIVITIES | ACTIVITY | NUMBER REACHED | # OF MATERIALS DISTRIBUTED | # CAR SEATS CHECKED | # SEATS DISTRIBUTED |
|-------------|------------|------|-----------------|----------|----------------|----------------------------|---------------------|---------------------|
|-------------|------------|------|-----------------|----------|----------------|----------------------------|---------------------|---------------------|

Apr/May/June 2014

| | | | | | | | | |
|---------------------------|-----------------|-------------|---|--|------|-----|----|---|
| Safe Kids Benton-Franklin | Benton/Franklin | 4/9-6/11/14 | 3 | Car seat event -- 2nd Wed of every month | 23 | 30 | 26 | 0 |
| Safe Kids Benton-Franklin | Benton/Franklin | 4/25/14 | 1 | Car seat inspections - by appt. | 1 | 1 | 1 | 0 |
| Safe Kids Benton-Franklin | Benton/Franklin | 5/10/14 | 1 | Car seat event at Safe Kids Saturday | 45 | 39 | 57 | 0 |
| Safe Kids Benton-Franklin | Benton/Franklin | 5/10/14 | 1 | Booth at Safe Kids Saturday | 2500 | 200 | 0 | 0 |
| Safe Kids Benton-Franklin | Benton/Franklin | 5/21/14 | 1 | Booth at Community Baby Shower | 75 | 70 | 0 | 0 |
| Safe Kids Benton-Franklin | Benton/Franklin | 5/28/14 | 1 | Class for Tri-Cities Transport | 13 | 13 | 0 | 0 |
| Safe Kids Benton-Franklin | Benton/Franklin | 6/3/14 | 1 | Car seat inspections - by appt. Class for Teen Parents | 21 | 21 | 5 | 2 |
| Safe Kids Benton-Franklin | Benton/Franklin | 6/5/14 | 1 | Class for Parents in Safe Babies/Safe Moms Pgm | 6 | 6 | 0 | 0 |
| | | | | Booth at ECEAP Family Picnic | | | | |

| GRANT AWARD | COUNTY/ORG | DATE | # OF ACTIVITIES | ACTIVITY | NUMBER REACHED | # OF | | | # SEATS DISTRIBUTED |
|--------------------------------------|-----------------|--------------|-----------------|--|----------------|-----------------------|---------------------|-----|---------------------|
| | | | | | | MATERIALS DISTRIBUTED | # CAR SEATS CHECKED | | |
| Safe Kids Benton-Franklin | Benton/Franklin | 6/11/14 | 1 | | 450 | 200 | 0 | 0 | |
| Safe Kids Benton-Franklin | Benton/Franklin | 6/20/14 | 1 | Booth at Windermere Summer Safety Fair | 500 | 100 | 0 | 0 | |
| Safe Kids Benton-Franklin | Benton/Franklin | 6/21/14 | 1 | Booth at Walmart Health & Wellness Fair | 400 | 75 | 0 | 0 | |
| Safe Kids Benton-Franklin | Benton/Franklin | 4/1-6/30/14 | | Car seat inspections - by appt. Swanky Babies | 12 | 25 | 15 | 0 | |
| Safe Kids Benton-Franklin | Benton/Franklin | 5/13-5/14/14 | 1 | Booth at Hanford Health & Safety Expo | 70000 | 350 | 0 | 0 | |
| Safe Kids Benton-Franklin | Benton/Franklin | 6/25-6/27/14 | 1 | Booth at Conagra Employees Safety Fair | 600 | 120 | 0 | 0 | |
| Chelan Douglas TZTF | Chelan/Douglas | 4/12/2014 | 1 | Booth at Hobby Lobby | 75 | | | | |
| Chelan Douglas TZTF | Chelan/Douglas | 4/24/2014 | 1 | Chief for a Day | 200 | | | | |
| Chelan Douglas TZTF | Chelan/Douglas | 4/27/2014 | 1 | Kids day in the park | 2000 | | | | |
| Chelan Douglas TZTF | Chelan/Douglas | 5/24/2014 | 1 | Car seat event - Safety Day at Big Lots | 100 | | 5 | | |
| Chelan Douglas TZTF | Chelan/Douglas | 5/27/2014 | 1 | Washington School | 20 | | | | |
| Chelan Douglas TZTF | Chelan/Douglas | 6/21/2014 | 1 | Lineman's rodeo - measured kids | 132 | | | | |
| Chelan Douglas TZTF | Chelan/Douglas | 6/26/2014 | 1 | Church event | 40 | | | | |
| Chelan Douglas TZTF | Chelan/Douglas | 6/28/14 | 1 | Studebaker run | 324 | | | | |
| Chelan Douglas TZTF | Chelan/Douglas | | 39 | Car Seat inspections-by appt | 39 | | 39 | | |
| Chelan Douglas TZTF | Chelan/Douglas | | 12 | Car Seat inspections-by appt | 12 | | 12 | | |
| First Step Family Support Center | Clallam | 6/4/14 | 1 | Car Seat Event | 20 | 40 | 8 | 8 | |
| First Step Family Support Center | Clallam | 6/17/14 | 1 | Car Seat Inspection - by Appt. | 1 | 2 | 1 | 1 | |
| First Step | Clallam | | 9 | Car seat inspection - by appt. | 9 | | 9 | 9 | |
| Clark County Child Passenger Team | Clark | 4/19/14 | 1 | Car seat event | 31 | | 22 | 9 | |
| Clark County Child Passenger Team | Clark | 4/19/14 | 1 | car seat class for caregivers | 45 | 44 | | | |
| Marion Swendson | Clark | 4/30/14 | 6 | Car seat inspection - by appt. | 9 | | 6 | | |
| Clark County Child Passenger Team | Clark | 5/17/14 | 1 | car seat class for caregivers | 45 | 45 | | | |
| Clark County Child Passenger Team | Clark | 5/17/14 | 1 | Car seat event | 41 | | 22 | 11 | |
| Marion Swendson | Clark | 5/30/14 | 10 | Car seat inspection - by appt. | 20 | | 10 | | |
| Legacy Hospital Event | Clark | 6/14/14 | 1 | Safe Kids day | 50 | 33 | 33 | 2 | |
| Clark County Child Passenger Team | Clark | 6/21/14 | 1 | Car seat event | 36 | | 21 | 15 | |
| Marion Swendson | Clark | 6/21/14 | 1 | car seat class for caregivers | 42 | 27 | | | |
| Marion Swendson | Clark | 6/30/14 | 3 | Car seat inspection - by appt. | 8 | | 3 | | |
| Central Basin TSTF | Grant/Adams | 4/21/14 | 1 | Head Start Community Day | 423 | | | | |
| Central Basin TSTF | Grant/Adams | 4/25/14 | 1 | Warden's Children's Day | 121 | | | | |
| Central Basin TSTF | Grant/Adams | | 1 | Attended CEU workshop | | | | | |
| Central Basin TSTF | Grant/Adams | | 1 | Child restraint PSA's | | | | | |
| Central Basin TSTF | Grant/Adams | | 14 | Car Seat Inspection - by Appt. ANGLS program | 14 | | 14 | 14 | |
| Grays Harbor TSTF | Grays Harbor | | 6 | Car seat inspections - by appt. | 6 | | 6 | 6 | |
| Grays Harbor TSTF | Grays Harbor | | | Various school visits materials sent home | 500 | 500 | | | |
| Evergreen Parent Baby Program | King | 6/6/13 | 1 | Karing for Kids | 60 | 60 | | | |
| Kent Fire RFA | King | 4/1/14 | 2 | Car seat inspection - by appt. | 2 | | 2 | | |
| Safe Kids Eastside- Evergreen Health | King | 4/12/14 | 1 | Car seat event w/ Car Safe Kids | 55 | | 55 | 0 | |
| Safe Kids Eastside- Evergreen Health | King | 4/15/14 | 1 | CPS Tech CEU Workshop | 23 | 23 | 0 | 0 | |
| Kent Fire RFA | King | 4/15/14 | 1 | Car seat Inspection - by appt. | 1 | | 1 | | |
| Safe Kids Eastside- Evergreen Health | King | 4/21/14 | 1 | Car Seat Class | 9 | 9 | 0 | 0 | |
| Safe Kids Eastside- Evergreen Health | King | 4/22/14 | 1 | Infant Safety and Injury Prev. for Parents Class | 14 | 14 | | | |
| Kent Fire RFA | King | 5/1/14 | 2 | Car seat inspection - by appt. | 2 | | 2 | | |
| Kent Fire RFA | King | 5/10/14 | 1 | Valley Comm. Ctr. Kids YES Fair - Child Passenger Safety - Golden Arches/Booster Seat Campaign | 100 | 100 | N/A | N/A | |
| Safe Kids Eastside- Evergreen Health | King | 5/17/14 | 1 | Car seat event w/ Car Safe Kids | 58 | | 58 | | |
| | | | | Car Seat Class | | | | | |

| GRANT AWARD | COUNTY/ORG | DATE | # OF ACTIVITIES | ACTIVITY | NUMBER REACHED | # OF | | |
|--|------------|--------------|-----------------|--|----------------|-----------------------|---------------------|---------------------|
| | | | | | | MATERIALS DISTRIBUTED | # CAR SEATS CHECKED | # SEATS DISTRIBUTED |
| Safe Kids Eastside- Evergreen Health | King | 5/21/14 | 1 | Car Seat Class | 4 | 4 | 0 | 0 |
| Evergreen Parent Baby Program | King | 5/22/14 | 1 | Safety and Injury Prevention for Kids | 60 | 60 | | |
| Safe Kids Eastside- Evergreen Health | King | 5/27/14 | 1 | Infant Safety and Injury Prev for Grandparents | 10 | 10 | | |
| Safe Kids Eastside- Evergreen Health | King | 6/1/14 | 1 | CPS Display- Duvall Fire Pancake Breakfast | 246 | 246 | | |
| Kent Fire RFA | King | 6/1/14 | 6 | Car seat inspection - by appt. | 8 | N/A | 7 | N/A |
| Kent Fire RFA | King | 6/5/14 | 1 | Panther Lake Elementary - Year End Carnival - Child | 200 | 200 | N/A | N/A |
| Safe Kids Eastside- Evergreen Health | King | 6/7/14 | 1 | Car seat event w/ Car Safe Kids | 59 | | 59 | |
| Safe Kids Eastside- Evergreen Health | King | 6/11/14 | 1 | Car Seat Class | 7 | 7 | | |
| Car Safe Kids | KING | 6/21/14 | 1 | Car Seat Checkup Event | 40 | | 50 | 1 |
| Safe Kids Eastside- Evergreen Health | King | 6/24/14 | 1 | Infant Safety and Injury Prev. for Parents Class | 11 | 11 | | |
| Safe Kids Eastside- Evergreen Health | King | 6/24/14 | 3 | Parent Baby Groups | 139 | 139 | | |
| Kent Fire RFA | King | 6/26/14 | 1 | Kids Safety Day at the Museum - Child Passenger | 750 | N/A | N/A | N/A |
| King County EMS-Public Health | King | April | 14 | Car seat event | 14 | 14 | 14 | 0 |
| YMCA Coal Creek | King | April | 14 | Car seat event | 14 | 14 | 14 | 0 |
| Eastgate Public Health Clinic | King | April - June | 42 | car seat inspection - by appt | 42 | 42 | 42 | 7 |
| Auburn Public Health Clinic | King | April - June | 8 | car seat inspection - by appt | 8 | 8 | 8 | 7 |
| Renton Public Health Clinic | King | April - June | 12 | car seat inspection - by appt | 12 | 12 | 12 | 12 |
| Northshore Public Health Clinic | King | April - June | 6 | car seat inspection - by appt | 6 | 6 | 6 | 6 |
| White Center Public Health Clinic | King | April - June | 1 | car seat inspection - by appt | 1 | 1 | 1 | 1 |
| Kent Public Health Clinic | King | April - June | 7 | car seat inspection - by appt | 7 | 7 | 7 | 7 |
| Federal Way Public Health Clinic | King | April - June | 12 | car seat inspection - by appt | 12 | 12 | 12 | 9 |
| North Public Health Clinic | King | April - June | 9 | car seat inspection - by appt | 9 | 9 | 9 | 7 |
| Columbia Public Health Clinic | King | April - June | 6 | car seat inspection - by appt | 6 | 6 | 6 | 6 |
| Auburn Public Health Clinic | King | June | 2 | Car seat by appt | 2 | 2 | 2 | 0 |
| Rainier Community Center | King | June | 8 | car seat check up event | 8 | 8 | 8 | 0 |
| Enumclaw Public Health Clinic | King | June | 1 | car seat inspection - by appt | 1 | 1 | 1 | 0 |
| Auburn Public Health Clinic | King | June | 7 | car seat inspection - by appt | 7 | 7 | 7 | 0 |
| Kittitas County TZTF | Kittitas | 4/5/14 | 1 | Safety Fair | 150 | | | |
| Kittitas County TZTF | Kittitas | 4/10/14 | 1 | CPS Obs surveys at Valley View Elem | 147 | 100 | | |
| Kittitas County TZTF | Kittitas | 4/15/14 | 1 | CPS Obs surveys at Mt. Stuart Elem | 114 | 100 | | |
| Kittitas County TZTF | Kittitas | 4/16/14 | 1 | CPS Obs surveys at Kittitas Elem | 100 | 75 | | |
| Kittitas County TZTF | Kittitas | 4/18/14 | 1 | CPS Obs surveys at Cle Elum Elem | 100 | 75 | | |
| Kittitas County TZTF | Kittitas | 4/27/14 | 1 | Hope Source bus driver ed | 8 | 16 | | |
| Kittitas County TZTF | Kittitas | 5/12/14 | 1 | Foster Family class | 20 | 20 | | |
| Kittitas County TZTF | Kittitas | 5/21/14 | 1 | POST CPS Obs surveys at Valley View Elem | 147 | | | |
| Kittitas County TZTF | Kittitas | 5/23/14 | 1 | POST CPS Obs surveys at Kittitas Elem | 100 | | | |
| Kittitas County TZTF | Kittitas | 5/28/14 | 1 | POST CPS Obs surveys at Cle Elum Elem | 100 | | | |
| Kittitas County TZTF | Kittitas | 5/30/14 | 1 | POST CPS Obs surveys at Kittitas Elem | 100 | | | |
| Kittitas County TZTF | Kittitas | 6/1/14 | 1 | Car seat event | 8 | | 4 | |
| Safe Kids Kittitas Count | Kittitas | 4,5,6/2014 | 8 | Car Seat Inspection Station/Hope Source Driver | 27 | 0 | 9 | 6 |
| Kittitas County TZTF | Kittitas | Apr May June | 9 | Car seat inspection - by appt. | 27 | | 9 | |
| Kittitas County TZTF | Kittitas | | 1 | Law enforcement training - 4 agencies took materials | 40 | 40 | | |
| White Salmon Health Dept.-Robin Hindal CPT | Klickitat | 4/9/14 | | Car seat inspection - by appt. | 3 | 9 | 1 | 3 |
| White Salmon Health Dept.-Robin Hindal CPT | Klickitat | 4/16/14 | | Car seat inspection - by appt. | 2 | 6 | 2 | 2 |
| Goldendale Health Dept.-David Kavanagh CPT | Klickitat | 4/18/14 | | Car seat inspection - by appt. | 2 | 1 | 1 | 1 |

| GRANT AWARD | COUNTY/ORG | DATE | # OF ACTIVITIES | ACTIVITY | NUMBER REACHED | # OF | | |
|--|------------|--------------|-----------------|--|----------------|-----------------------|---------------------|---------------------|
| | | | | | | MATERIALS DISTRIBUTED | # CAR SEATS CHECKED | # SEATS DISTRIBUTED |
| White Salmon Health Dept.-Robin Hindal CPT | Klickitat | 4/23/14 | | Car seat inspection - by appt. | 2 | 3 | 1 | 1 |
| White Salmon Health Dept.-Robin Hindal CPT | Klickitat | 6/4/14 | | Car seat inspection - by appt. | 1 | 3 | 1 | 1 |
| White Salmon Health Dept.-Robin Hindal CPT | Klickitat | 6/11/14 | | Car seat inspection - by appt. | 2 | 3 | 1 | 1 |
| Lewis County TZTF | Lewis | | 1 | Car Seat Awareness class | 25 | | | |
| Lewis County TZTF | Lewis | | 1 | Car seat event at Walmart | 20 | 10 | 11 | |
| Okanogan Co. Injury Prevention Partners | Okanogan | 4/8/14 | 1 | Car seat inspection - by appt | 5 | 1 | 3 | 1 |
| Okanogan County Safekids | Okanogan | 4/14/14 | 1 | CPS team meeting at County Health Dept. | | | | |
| Okanogan County Safekids | Okanogan | 4/21/14 | 1 | Expectant parent class, N. Valley Hosp Tonasket | 5 | 5 | | |
| Aero Methow | Okanogan | 4/24/14 | 1 | Car seat inspection - by appt. Drop-In | 2 | 2 | 1 | 1 |
| Aero Methow | Okanogan | 4/25/14 | 1 | Car seat inspection - by appt. | 2 | 3 | 1 | 1 |
| 2014 EMS Summit | Okanogan | 4/25/14 | 1 | Class on transporting non-critical children in | 30 | | | |
| Winthrop Fire Hall - McAuliffe | Okanogan | 4/29/14 | 1 | Car seat inspection - by appt. | 1 | 3 | 1 | 0 |
| Evergreen Winthrop | Okanogan | 6/4/14 | 1 | Car seat event | 3 | 3 | 4 | 0 |
| Okanogan Co. Injury Prevention Partners | Okanogan | 6/9/14 | 1 | Car seat class @ WalMart | 7 | | 7 | |
| Okanogan Co. Injury Prevention Partners | Okanogan | 6/9/14 | 1 | CEU class | | | | |
| Okanogan County Safekids | Okanogan | 6/9/14 | 1 | RF car seat myths Facebook post on AMRS | 308 | 30 | | |
| Okanogan Co. Injury Prevention Partners | Okanogan | 6/11/14 | 1 | Car seat inspection - by appt. follow up from clinic | 2 | 1 | 1 | 1 |
| Aero Methow | Okanogan | 6/12/14 | 1 | Car seat inspection - by appt. Drop-In | 3 | 3 | 1 | 1 |
| Okanogan County Safekids | Okanogan | 6/16/14 | 1 | Expectant parent class, N. Valley Hosp Tonasket | 3 | 3 | | |
| Okanogan County Safekids | Okanogan | 6/18/14 | 1 | Car seat event - AMRS Twisp | | | | |
| Okanogan County Safekids | Okanogan | 6/19/14 | 1 | Car seat event - Walmart, Omak | 1 | | 1 | |
| Okanogan County Safekids | Okanogan | 6/19/14 | 1 | CEU Class @ WSP office | | | | |
| Okanogan County Safekids | Okanogan | 6/27/14 | 1 | WA CPS Law posts on FB | 140 | | | |
| Oroville | Okanogan | | 4 | Car seat inspection - by appt. | 4 | 4 | 4 | |
| Raymond Police Department | Pacific | 4/7/14 | 1 | Car Seat Inspection- by Appt | 1 | 3 | 1 | 1 |
| Pacific County Fire District 1 | Pacific | 4/29/14 | 1 | Car seat inspections - by appt. Connie Biggs | 1 | | 1 | 1 |
| Raymond Police Department | Pacific | 4/29/14 | 1 | Car Seat Inspection- by Appt | 1 | 3 | 1 | 1 |
| Pacific County Fire District 1 | Pacific | 5/20/14 | 1 | Car seat inspections - by appt. Connie Biggs | 2 | | 1 | 1 |
| Pacific County Fire District 1 | Pacific | 6/16/14 | 1 | Car seat inspections - by appt. Connie Biggs | 2 | | 2 | 2 |
| Pacific County Fire District 1 | Pacific | 6/19/14 | 1 | Car seat inspections - by appt. Connie Biggs | 1 | | 1 | 1 |
| Pacific County Fire District 1 | Pacific | 6/30/14 | 1 | Car seat inspections - by appt. Connie Biggs | 1 | | 1 | 1 |
| TG NICU Resident RNs | Pierce | 6/20/2014 | 1 | Car seat training - TG Resident RN's | 7 | 7 | 0 | 0 |
| East Pierce Fire and Rescue | Pierce | Apr-Jun 2014 | 15 | Car Seat inspections-by appt | 15 | 15 | 15 | 0 |
| Gig Harbor Fire and Rescue | Pierce | Apr-Jun 2014 | 13 | Car Seat inspections-by appt | 13 | 13 | 13 | 0 |
| Mary Bridge Children's Hospital | Pierce | Apr-Jun 2014 | 16 | Car Seat inspections -weekly | 109 | 109 | 109 | 0 |

| GRANT AWARD | COUNTY/ORG | DATE | # OF ACTIVITIES | ACTIVITY | NUMBER REACHED | # OF MATERIALS DISTRIBUTED | # CAR SEATS CHECKED | # SEATS DISTRIBUTED |
|---------------------------------------|------------|--------------|-----------------|---|----------------|----------------------------|---------------------|---------------------|
| MBCH Good Samaritan Hospital | Pierce | Apr-Jun 2014 | 3 | Car Seat inspections-by appt | 17 | 17 | 17 | 0 |
| Pierce County CPS Team | Pierce | Apr-Jun 2014 | 3 | Car Seat Inspection Event | 60 | 60 | 60 | 5 |
| Puyallup Police Department | Pierce | Apr-Jun 2014 | 1 | Car Seat Inspections- by appt | 1 | 1 | 1 | 0 |
| West Pierce Fire and Rescue | Pierce | Apr-Jun 2014 | 17 | Car Seat inspections-by appt | 17 | 17 | 17 | 0 |
| MB CFCS Car seat consults- In patient | Pierce | Jan-Mar 2014 | | Car seat inspections - by appt. checked at bedside (with & without education) | 120 | 120 | 0 | 0 |
| Snohomish SafeKids | Snohomish | 4/3/14 | 1 | Education: Distracted pedestrian, pre-driver/safe passenger, new driver & distracted driving. | 75 | 75 | 0 | 0 |
| Snohomish SafeKids | Snohomish | 4/4/14 | 1 | Education: Distracted pedestrian, pre-driver/safe passenger, new driver & distracted driving. | 205 | 200 | 0 | 0 |
| Snohomish SafeKids | Snohomish | 4/8/14 | 1 | Education: Distracted pedestrian, pre-driver/safe passenger, new driver & distracted driving. | 214 | 200 | 0 | 0 |
| Snohomish SafeKids | Snohomish | 4/9/14 | 1 | Education: Distracted pedestrian, pre-driver/safe passenger, new driver & distracted driving. | 76 | 75 | 0 | 0 |
| Snohomish SafeKids | Snohomish | 4/11/14 | 1 | Event: Car Seat Check--Everett Naval Base | 20 | 20 | 12 | 1 |
| Snohomish SafeKids | Snohomish | 4/15/14 | 1 | Education: Distracted pedestrian, pre-driver/safe passenger, new driver & distracted driving. | 256 | 250 | 0 | 0 |
| Snohomish SafeKids | Snohomish | 4/16/14 | 1 | Education: Distracted pedestrian, pre-driver/safe passenger, new driver & distracted driving. | 254 | 250 | 0 | 0 |
| Snohomish SafeKids | Snohomish | 4/17/14 | 1 | Education: Distracted pedestrian, pre-driver/safe passenger, new driver & distracted driving. | 78 | 75 | 0 | 0 |
| Snohomish SafeKids | Snohomish | 4/22/14 | 1 | Education: Distracted pedestrian, pre-driver/safe passenger, new driver & distracted driving. | 355 | 350 | 0 | 0 |
| Snohomish SafeKids | Snohomish | 4/23/14 | 1 | Education: Distracted pedestrian, pre-driver/safe passenger, new driver & distracted driving. | 303 | 300 | 0 | 0 |
| Snohomish SafeKids | Snohomish | 4/24/14 | 1 | Presentation-- Bothel Co-Op | 25 | 25 | 0 | 0 |
| Snohomish SafeKids | Snohomish | 4/25/14 | 1 | Education: Distracted pedestrian, pre-driver/safe passenger, new driver & distracted driving. | 225 | 200 | 0 | 0 |
| Snohomish SafeKids | Snohomish | 4/26/14 | 1 | Car seat event-- Car Seat Checks YMCA Everett | 250 | 250 | 15 | 2 |
| Snohomish SafeKids | Snohomish | 4/29/14 | 1 | Education: Distracted pedestrian, pre-driver/safe passenger, new driver & distracted driving. | 406 | 400 | 0 | 0 |
| Snohomish SafeKids | Snohomish | 5/1/14 | 1 | Education: Distracted pedestrian, pre-driver/safe passenger, new driver & distracted driving. | 175 | 175 | 0 | 0 |
| Snohomish SafeKids | Snohomish | 5/6/14 | 1 | Education: Distracted pedestrian, pre-driver/safe passenger, new driver & distracted driving. | 50 | 50 | 0 | 0 |
| Snohomish SafeKids | Snohomish | 5/12/14 | 1 | Education: Distracted pedestrian, pre-driver/safe passenger, new driver & distracted driving. | 80 | 80 | 0 | 0 |
| Snohomish SafeKids | Snohomish | 5/12/14 | 1 | Education: Car Seat Awareness Class | 6 | 6 | 0 | 0 |
| Snohomish SafeKids | Snohomish | 5/14/14 | 1 | Education: Distracted pedestrian, pre-driver/safe passenger, new driver & distracted driving. | 265 | 250 | 0 | 0 |
| Snohomish SafeKids | Snohomish | 5/15/14 | 1 | Education: Distracted pedestrian, pre-driver/safe passenger, new driver & distracted driving. | 55 | 55 | 0 | 0 |
| Snohomish SafeKids | Snohomish | 5/15/14 | 1 | Event: Whittier Elementary Safety Night | 275 | 275 | 0 | 0 |
| Snohomish SafeKids | Snohomish | 5/19/14 | 1 | Education: Distracted pedestrian, pre-driver/safe passenger, new driver & distracted driving. | 205 | 200 | 0 | 0 |
| Snohomish SafeKids | Snohomish | 5/20/14 | 1 | Education: Distracted pedestrian, pre-driver/safe passenger, new driver & distracted driving. | 150 | 150 | 0 | 0 |
| Snohomish SafeKids | Snohomish | 5/23/14 | 1 | Education: Distracted pedestrian, pre-driver/safe passenger, new driver & distracted driving. | 205 | 200 | 0 | 0 |
| Snohomish SafeKids | Snohomish | 5/23/14 | 1 | Car seat event: Car Seat Check Event- FD1 | 20 | 20 | 11 | 2 |
| Snohomish SafeKids | Snohomish | 5/28/14 | 1 | Education: Distracted pedestrian, pre-driver/safe passenger, new driver & distracted driving. | 30 | 30 | 0 | 0 |
| Snohomish SafeKids | Snohomish | 5/29/14 | 1 | Education: Distracted pedestrian, pre-driver/safe passenger, new driver & distracted driving. | 175 | 175 | 0 | 0 |
| Snohomish SafeKids | Snohomish | 6/3/14 | 1 | Presentation-- Monroe Clinic | 40 | 100 | 0 | 0 |
| Snohomish SafeKids | Snohomish | 6/5/14 | 1 | Education: Distracted pedestrian, pre-driver/safe passenger, new driver & distracted driving. | 175 | 175 | 0 | 0 |
| Snohomish SafeKids | Snohomish | 6/9/14 | 1 | Education: Distracted pedestrian, pre-driver/safe passenger, new driver & distracted driving. | 200 | 200 | 0 | 0 |
| Snohomish SafeKids | Snohomish | 6/12/14 | 1 | Education: Distracted pedestrian, pre-driver/safe passenger, new driver & distracted driving. | 230 | 225 | 0 | 0 |
| Snohomish SafeKids | Snohomish | 6/12/14 | 1 | Event- Madison Elementary | 750 | 750 | 0 | 0 |
| Snohomish SafeKids | Snohomish | 6/16/14 | 1 | Event-- CPS Navy | 14 | 14 | 0 | 0 |
| Snohomish SafeKids | Snohomish | 6/17/14 | 1 | Event-- PUD Staff | 500 | 500 | 0 | 0 |
| Snohomish SafeKids | Snohomish | 6/18/14 | 1 | Presentation-- Mercy Housing | 30 | 30 | 0 | 0 |
| Snohomish SafeKids | Snohomish | 6/20/14 | 1 | Car seat event-- Car Seat Check- LS | 16 | 16 | 10 | 1 |
| Snohomish SafeKids | Snohomish | 6/24/14 | 1 | Education: Distracted pedestrian, pre-driver/safe passenger, new driver & distracted driving. | 22 | 22 | 0 | 0 |

| GRANT AWARD | COUNTY/ORG | DATE | # OF ACTIVITIES | ACTIVITY | NUMBER REACHED | # OF | | |
|--------------------------------------|-------------|-------------|-----------------|---|----------------|-----------------------|---------------------|---------------------|
| | | | | | | MATERIALS DISTRIBUTED | # CAR SEATS CHECKED | # SEATS DISTRIBUTED |
| Snohomish SafeKids | Snohomish | 6/26/14 | 1 | Car seat event: Naval Base | 320 | 320 | 0 | 0 |
| Snohomish SafeKids | Snohomish | 6/28/14 | 1 | Car seat event: Molina Healthcare | 205 | 200 | 0 | 0 |
| Snohomish SafeKids | Snohomish | April-June | 1 | Car seat inspections - by appt. | | | 145 | 4 |
| Spokane Safe Kids | Spokane | 4/26/14 | 1 | Car seat event | 30 | | 39 | 5 |
| Spokane Safe Kids | Spokane | 5/17/14 | 1 | Car seat event | 20 | | 21 | 1 |
| Spokane Safe Kids | Spokane | 7/19/14 | 1 | Car seat event | 25 | | 33 | 0 |
| Tumwater Fire Station | Thurston | 4/1/14 | 1 | Car Seat Inspection Station | 10 | 5 | 5 | 0 |
| Thurston County Sheriff's Department | Thurston | 4/12/14 | 1 | Car Seat Inspection Station | 20 | 10 | 10 | 1 |
| Lacey Fire Station | Thurston | 4/15/14 | 1 | Car Seat Inspection Station | 4 | 2 | 2 | 1 |
| Tumwater Fire Station | Thurston | 5/6/14 | 1 | Car Seat Inspection Station | 12 | 6 | 6 | 0 |
| Thurston County Sheriff's Department | Thurston | 5/17/14 | 1 | Car Seat Inspection Station | 84 | 42 | 42 | 1 |
| Lacey Fire Station | Thurston | 5/20/14 | 1 | Car Seat Inspection Station | 24 | 12 | 12 | 2 |
| Tumwater Fire Station | Thurston | 6/3/14 | 1 | Car Seat Inspection Station | 12 | 6 | 6 | 0 |
| Thurston County Sheriff's Department | Thurston | 6/14/14 | 1 | Car Seat Inspection Station | 48 | 24 | 24 | 0 |
| Lacey Fire Station | Thurston | 6/17/14 | 1 | Car Seat Inspection Station | 10 | 5 | 5 | 1 |
| Walla Walla TSTF | Walla Walla | 6/30/13 | 12 | Car seat inspections - by appt. | 12 | | 12 | 1 |
| Walla Walla TSTF | Walla Walla | 5/8/14 | 2 | Car Seat Inspection- by Appt College Place PD | 2 | | 2 | |
| Walla Walla TSTF | Walla Walla | 5/13/14 | 1 | Burbank Buckle Up Helper Program | 60 | | | |
| Whatcom and Skagit-Island CPS Teams | Whatcom | 6/7/14 | 23 | Car seat event - Safe Kids Whatcom County safety fair | | 23 | 23 | |
| Whatcom County CPS Team | Whatcom | Apr/May/Jun | 56 | Car seat inspections - by appt. | 76 | 54 | 56 | |
| Yakima Police Dept. | Yakima | 4/2/14 | 1 | Car seat inspection - by appt. | 1 | 1 | 1 | 0 |
| Yakima Police Dept. | Yakima | 5/23/14 | 1 | Car seat inspection - by appt. | 1 | 1 | 1 | 0 |

| GRANT AWARD | COUNTY/ORG | DATE | # OF ACTIVITIES | ACTIVITY | NUMBER REACHED | # OF | | |
|----------------------------------|----------------|--------------|-----------------|--|----------------|-----------------------|---------------------|---------------------|
| | | | | | | MATERIALS DISTRIBUTED | # CAR SEATS CHECKED | # SEATS DISTRIBUTED |
| Jul/Aug/Sept 2014 | | | | | | | | |
| Chelan/Douglas TZTF | Chelan/Douglas | 7/7/14 | 1 | Car seat inspection - by appt. | 1 | | 1 | |
| Chelan/Douglas TZTF | Chelan/Douglas | 7/8/14 | 1 | Training DVD to Wenatchee midwives & CHS | 2 | | | |
| Chelan/Douglas TZTF | Chelan/Douglas | 7/24/14 | 1 | Car seat inspection - by appt. | 2 | | 1 | |
| Chelan/Douglas TZTF | Chelan/Douglas | Aug-14 | 1 | NCW Fair | 840 | | | |
| Chelan/Douglas TZTF | Chelan/Douglas | 8/5/14 | 1 | NNO | 375 | | 200 | |
| Chelan/Douglas TZTF | Chelan/Douglas | 8/13/14 | 1 | Car seat inspection - by appt. | 2 | | 1 | |
| Chelan/Douglas TZTF | Chelan/Douglas | 8/20/14 | 1 | YMCA Daycamp | 58 | | | |
| Chelan/Douglas TZTF | Chelan/Douglas | 9/9/14 | 1 | Car seat inspection - by appt. | 2 | | 1 | |
| Chelan/Douglas TZTF | Chelan/Douglas | 9/14/14 | 1 | Chelan County Fair | 1100 | | | |
| Chelan/Douglas TZTF | Chelan/Douglas | 9/20/14 | 1 | Taste of Harvest community event | 450 | | | |
| Chelan/Douglas TZTF | Chelan/Douglas | Jul Aug Sept | 22 | Car seat inspection - by appt. | 22 | | 22 | 5 |
| First Step Family Support Center | Clallam | 8/6/14 | 1 | Class for Employees- Multit-agency | 30 | | 0 | 0 |
| First Step Family Support Center | Clallam | 8/8/14 | 5 | Car Seat Inspection - by appt. | 5 | 10 | 4 | 10 |
| First Step Family Support Center | Clallam | 9/2/14 | 2 | Car Seat Inspection - by appt. | 1 | 2 | 0 | 2 |
| First Step Family Support Center | Clallam | 9/15/14 | 1 | Car Seat Event in Spanish- Sequim | 5 | 15 | 5 | 3 |
| First Step Family Support Center | Clallam | 9/17/14 | 1 | Car Seat Event | 14 | 28 | 6 | 7 |
| First Step Family Support Center | Clallam | 9/29/14 | 4 | Car Seat Inspection - by appt. | 4 | 8 | 5 | 6 |
| CC Car seat team | Clark | 7/19/14 | 1 | Car Seat Class | 36 | 36 | | |
| CC Car seat team | Clark | 7/19/14 | 1 | Car Seat event | 31 | | 20 | 19 |
| CC Car seat team | Clark | 8/16/14 | 1 | Car Seat Class | 38 | 38 | | |
| CC Car seat team | Clark | 8/16/14 | 1 | Car Seat event | 24 | | 20 | 15 |
| CC Car seat team | Clark | 9/20/14 | 1 | Car Seat Class | 24 | 24 | | |
| CC Car seat team | Clark | 9/20/14 | 1 | Car Seat event | 19 | | 9 | 8 |

| GRANT AWARD | COUNTY/ORG | DATE | # OF ACTIVITIES | ACTIVITY | NUMBER REACHED | # OF MATERIALS DISTRIBUTED | # CAR SEATS CHECKED | # SEATS DISTRIBUTED |
|---|--------------|------------|-----------------|--|----------------|----------------------------|---------------------|---------------------|
| Clark County TZTF | Clark | 7,8,9/2014 | 3 | Car seat event 3rd Saturday of each month-including CPS week | 120 | 81 | 64 | 40 |
| CC Taskforce | Clark | 8/1-8/10 | 10 | Car Seat education -County Fair | 1000+ | 500 | 0 | 0 |
| Swendsen, Marion | Clark | 8/1-8/31 | | Car seat inspections - by appt. | 14 | | 9 | |
| Swendsen, Marion | Clark | 9/1-9/30 | | Car Seat Inspection- by appt. | 8 | | | |
| Swendsen, Marion | Clark | July 1-31 | 14 | Car seat inspections - by appt. | 20 | | 14 | |
| Grays Harbor TSTF | Grays Harbor | | 1 | GHC Fair | 2000 | 2000 | | |
| Grays Harbor TSTF | Grays Harbor | | 3 | Car seat inspections - by appt. | 3 | | 3 | 3 |
| Kent Fire RFA | King | 7/8/14 | 1 | Car Seat Inspection - by appt. | 1 | | 1 | |
| | King | 7/9/14 | 1 | Car Seat Class | 12 | 12 | 0 | 0 |
| Kent Fire RFA | King | 7/16/14 | 1 | Car Seat Inspection - by appt. | 1 | | 1 | |
| Kent Fire RFA | King | 7/16/14 | 1 | Car Seat Inspection - by appt. | 1 | | 1 | |
| Safe Kids Eastside-Evergreen Health | King | 7/16/14 | 1 | Infant Safety and Injury Prev. for Grandparents | 2 | 2 | 0 | 0 |
| Shoreline Family Support Services Checkup | King | 7/18/14 | 8 | car seat event | 8 | 8 | 8 | 0 |
| Safe Kids Eastside-Evergreen Health | King | 7/19/14 | 1 | Car Seat event w/ Car Safe Kids | 102 | 47 | 47 | 0 |
| Kent Fire RFA | King | 7/22/14 | 1 | Car Seat Inspection - by appt. | 1 | | 1 | |
| Kent Fire RFA | King | 7/31/14 | 1 | Car Seat Inspection - by appt. | 1 | | 1 | |
| Kent Fire RFA | King | 8/4/14 | 1 | Car Seat Inspection - by appt. | 1 | | 1 | |
| Kent Fire RFA | King | 8/5/14 | 1 | Car Seat Inspection - by appt. | 2 | | 2 | |
| Kent Fire RFA | King | 8/6/14 | 1 | Car Seat Inspection - by appt. | 2 | | 2 | |
| Kent Fire RFA | King | 8/11/14 | 1 | Car Seat Inspection - by appt. | 2 | | 1 | |
| Safe Kids Eastside-Evergreen Health | King | 8/12/14 | 1 | Car Seat Class | 17 | 17 | 0 | 0 |
| Kent Fire RFA | King | 8/13/14 | 1 | Car Seat Inspection - by appt. | 1 | | 1 | |
| Kent Fire RFA | King | 8/15/14 | 1 | Car Seat Event - SeaTac YMCA | | | | |
| SeaTac YMCA check up event | King | 8/15/14 | 10 | car seat event | 10 | 10 | 10 | 0 |
| Car Safe Kids | KING | 8/23/14 | 1 | Car Seat Event | 55 | | 64 | 0 |
| Kent Fire RFA | King | 8/26/14 | 1 | Car Seat Inspection - by appt. | 2 | | 1 | |
| Kent Fire RFA | King | 8/28/14 | 1 | Car Seat Inspection - by appt. | 1 | | 1 | |
| Auburn Public Health Clinic | King | 8/28/14 | 2 | Car seat inspections - by appt. | 2 | 2 | 2 | 0 |
| Kent Fire RFA | King | 8/29/14 | 1 | Car Seat Inspection - by appt. | 1 | | 1 | |
| Enumclaw Public Health Clinic | King | 9/2/14 | 2 | Car seat inspections - by appt. | 2 | 2 | 2 | 1 |
| Safe Kids Eastside-Evergreen Health | King | 9/3/14 | 1 | Car Seat Class | 10 | 10 | 0 | 0 |
| Kent Fire RFA | King | 9/5/14 | 1 | Car Seat Inspection - by appt. | 1 | | 1 | |
| Auburn Public Health Clinic | King | 9/9/14 | 5 | Car seat inspections - by appt. | 5 | 5 | 5 | 1 |
| Safe Kids Eastside-Evergreen Health | King | 9/13/14 | 1 | Car Seat event w/ Car Safe Kids | 98 | 44 | 44 | 0 |
| Kent Fire RFA | King | 9/16/14 | 1 | Car Seat Inspection - by appt. | 1 | | 1 | |
| Enumclaw Public Health Clinic | King | 9/16/14 | 2 | Car seat inspections - by appt. | 2 | 2 | 2 | 0 |
| Kent Fire RFA | King | 9/17/14 | 1 | Car Seat Inspection - by appt. | 1 | | 1 | |
| Safe Kids Eastside-Evergreen Health | King | 9/17/14 | 1 | Car Seat Awareness Display/CPS Week | 14 | 14 | 0 | 0 |
| Safe Kids Eastside-Evergreen Health | King | 9/18/14 | 1 | Car Seat Awareness Display/CPS Week | 20 | 20 | 0 | 0 |
| Kent Fire RFA | King | 9/19/14 | 1 | Car Seat Inspection - by appt. | 1 | | 1 | |
| Safe Kids Eastside-Evergreen Health | King | 9/23/14 | 1 | Infant Safety and Injury Prev for Parents | 14 | 14 | 0 | 0 |
| Kent Fire RFA | King | 9/24/14 | 1 | Car Seat Inspection - by appt. | 1 | | 1 | |
| | | | | Which seat is right for my child presentation - Foster | | | | |
| Kent Fire RFA | King | 9/25/14 | 1 | Parent Support Group | 25 | 25 | | |
| Auburn Public Health Clinic | King | 9/25/14 | 3 | Car seat inspections - by appt. | 3 | 3 | 3 | 1 |
| Auburn Public Health Clinic checkup event | King | 9/26/14 | 7 | Car seat event Auburn PH clinic | 7 | 7 | 7 | 0 |
| Safe Kids Eastside-Evergreen Health | King | 9/27/14 | 1 | Booster Seat Awareness Display- Jing Mei Elem | 23 | 23 | 0 | 0 |
| Kent Fire RFA | King | 9/30/14 | 2 | Kentwood Family & Consumer Science Class | 60 | 60 | | |
| Kent Fire RFA | King | 9/30/14 | 1 | Car Seat Inspection - by appt. | 1 | | 1 | |

| GRANT AWARD | COUNTY/ORG | DATE | # OF ACTIVITIES | ACTIVITY | NUMBER REACHED | # OF MATERIALS DISTRIBUTED | # CAR SEATS CHECKED | # SEATS DISTRIBUTED |
|-----------------------------------|------------|-------------|-----------------|---|----------------|----------------------------|---------------------|---------------------|
| | | | | SeaTac International Festival - Golden Arches/Booster | | | | |
| Kent Fire RFA | King | 9/6 & 9/7 | 1 | Seat - Which seat is right for child | 100 | | | |
| Enumclaw Public Health Clinic | King | July | 2 | Car seat inspections - by appt. | 2 | 2 | 2 | 0 |
| Auburn Public Health Clinic | King | July | 5 | Car seat inspections - by appt. | 5 | 5 | 5 | 0 |
| Eastgate Public Health Clinic | King | July - Sept | 1 | Car seat inspections - by appt. | 1 | 1 | 1 | 1 |
| Auburn Public Health Clinic | King | July - Sept | 4 | Car seat inspections - by appt. | 4 | 4 | 4 | 4 |
| Renton Public Health Clinic | King | July - Sept | 6 | Car seat inspections - by appt. | 6 | 6 | 6 | 6 |
| Northshore Public Health Clinic | King | July - Sept | 15 | Car seat inspections - by appt. | 15 | 15 | 15 | 15 |
| White Center Public Health Clinic | King | July - Sept | 2 | Car seat inspections - by appt. | 2 | 2 | 2 | 0 |
| Kent Public Health Clinic | King | July - Sept | 8 | Car seat inspections - by appt. | 8 | 8 | 8 | 8 |
| Federal Way Public Health Clinic | King | July - Sept | 5 | Car seat inspections - by appt. | 5 | 5 | 5 | 3 |
| North Public Health Clinic | King | July - Sept | 4 | Car seat inspections - by appt. | 4 | 4 | 4 | 3 |
| Columbia Public Health Clinic | King | July - Sept | 11 | Car seat inspections - by appt. | 11 | 11 | 11 | 11 |
| Kittitas TZTF | Kittitas | 7/1/14 | 1 | Car seat event | 9 | | 4 | |
| Kittitas TZTF | Kittitas | 8/1/14 | 1 | Car seat event | 4 | | 1 | |
| Kittitas TZTF | Kittitas | 8/9/14 | 1 | Car seat event | 15 | | 6 | |
| Kittitas TZTF | Kittitas | 9/1/14 | 1 | Car seat inspection - by appt. | 4 | | 1 | |
| Kittitas TZTF | Kittitas | 9/6/14 | 1 | Back to school event | 25 | | | |
| Kittitas TZTF | Kittitas | 9/27/14 | 1 | Car seat event - Riteaid | 3 | | | |
| Klickitat County SafeKids | Klickitat | 7/3/13 | | Car Seat Inspection - by appt. | 2 | 1 | 1 | |
| Klickitat County SafeKids | Klickitat | 7/23/13 | | Car Seat Inspection - by appt. | 1 | | 1 | 1 |
| Klickitat County SafeKids | Klickitat | 8/3/13 | 1 | Goldendale Back to School Bash | 60 | 100 | 0 | 0 |
| Klickitat County SafeKids | Klickitat | 8/28/13 | | Car seat inspections - by appt. | 3 | | 2 | 3 |
| Klickitat County SafeKids | Klickitat | 9/4/13 | | Car seat inspections - by appt. | 1 | | 1 | 1 |
| Klickitat County SafeKids | Klickitat | 9/16/13 | | Car seat inspections - by appt. | 2 | | 0 | 1 |
| Klickitat County SafeKids | Klickitat | 9/24/13 | | Car seat inspections - by appt. | 1 | | 0 | 1 |
| Klickitat County SafeKids | Klickitat | 10/3/13 | | Car seat inspections - by appt. | 2 | | | 2 |
| Klickitat County SafeKids | Klickitat | 10/22/13 | | Car seat inspections - by appt. | 1 | | | 1 |
| Klickitat County SafeKids | Klickitat | 11/13/13 | | Car seat inspections - by appt. | 2 | | | 2 |
| Klickitat County SafeKids | Klickitat | 7/9/14 | | Car seat inspections - by appt. | 1 | | | 1 |
| Klickitat County SafeKids | Klickitat | 8/6/14 | | Car seat inspections - by appt. | 1 | | | 1 |
| Klickitat County SafeKids | Klickitat | 8/13/14 | | Car seat inspections - by appt. | 2 | | | 2 |
| Klickitat County SafeKids | Klickitat | 8/20/14 | | Car seat inspections - by appt. | 3 | | | 2 |
| Klickitat County SafeKids | Klickitat | 9/2/14 | | Car seat inspections - by appt. | 1 | | | 1 |
| Klickitat County SafeKids | Klickitat | 9/3/14 | | Car seat inspections - by appt. | 2 | | | 1 |
| Klickitat County SafeKids | Klickitat | 9/24/14 | | Car seat inspections - by appt. | 1 | | | 1 |
| Klickitat County SafeKids | Klickitat | 10/1/14 | | Car seat inspections - by appt. | 1 | | 1 | |
| Klickitat County SafeKids | Klickitat | 10/1/14 | | Car seat inspections - by appt. | 2 | | | 1 |
| | | | | Cooks Hill Run/Wellness Roundup family health fair | | | | |
| Lewis County TZTF | Lewis | | 1 | | 100 | 100 | | |
| Lewis County TZTF | Lewis | | 1 | Southwest Washington Fair | 100 | 100 | | |
| Methow Valley CPS Team | Okanogan | 7/1/14 | 1 | Car seat inspection - by appt Remsberg | 2 | 4 | 1 | 1 |
| Methow Valley CPS Team | Okanogan | 7/9/14 | 1 | Car seat inspection - by appt Remsberg | 2 | 3 | 1 | |
| Methow Valley CPS Team | Okanogan | 7/14/14 | 1 | Car seat inspection - by appt Remsberg | 2 | 3 | 1 | 1 |
| Methow Valley CPS Team | Okanogan | 8/4/14 | 1 | Car seat inspection - by appt Remsberg | 2 | 3 | 1 | 1 |
| Methow Valley CPS Team | Okanogan | 8/13/14 | 1 | Car seat inspection - by appt Remsberg | 1 | 3 | 1 | |
| Methow Valley CPS Team | Okanogan | 9/4/14 | 1 | Car seat inspection - by appt McAullife | 1 | 5 | 1 | 1 |
| Methow Valley CPS Team | Okanogan | 9/4/14 | 1 | Kids Day at Okanogan County Fair | 234 | | | |
| Methow Valley CPS Team | Okanogan | 9/5/14 | 1 | Car seat inspection - by appt McAullife | 2 | 3 | 1 | |
| Methow Valley CPS Team | Okanogan | 9/17/14 | 1 | Car seat event and recycle | 17 | 12 | 8 | 2 |
| Methow Valley CPS Team | Okanogan | 9/30/14 | 1 | Car seat inspection - by appt. | 2 | 4 | 2 | |
| Raymond Police Department | Pacific | 7/22/14 | 1 | Car seat inspections - by appt. | 1 | 3 | 1 | 1 |
| Connie Biggs | Pacific | 8/7/14 | 2 | Car seat inspections - by appt. | 2 | | 2 | |
| Connie Biggs | Pacific | 8/8/14 | 1 | Car seat inspections - by appt. | 1 | | 1 | |
| Raymond Police Department | Pacific | 8/15/14 | 1 | Car seat inspections - by appt. | 1 | 3 | 1 | 1 |
| Connie Biggs | Pacific | 8/20/14 | 1 | Car seat inspections - by appt. | 1 | | 1 | |
| Connie Biggs | Pacific | 8/26/14 | 1 | Car seat inspections - by appt. | 1 | | 1 | |

| GRANT AWARD | COUNTY/ORG | DATE | # OF ACTIVITIES | ACTIVITY | NUMBER REACHED | # OF MATERIALS DISTRIBUTED | # CAR SEATS CHECKED | # SEATS DISTRIBUTED |
|--|------------|---------------|-----------------|---|----------------|----------------------------|---------------------|---------------------|
| Raymond Police Department | Pacific | 8/27/14 | 1 | Car Seat Inspection- by appt. | 1 | 3 | 1 | 0 |
| Connie Biggs | Pacific | 9/20/14 | 1 | Car seat event | 10 | 20 | 0 | |
| Raymond Police Department | Pacific | 9/25/14 | 2 | Car Seat Inspection- by appt. | 1 | 3 | 2 | 0 |
| MB CFCS Car seat consults- In patient | Pierce | Jan-Mar 2014 | | Car seat inspections - by appt. checked at bedside (with & without education) | 128 | 128 | 0 | |
| East Pierce Fire and Rescue | Pierce | Jul-Sept 2014 | | Car seat inspections - by appt. | | 7 | 7 | 0 |
| Gig Harbor Fire and Rescue | Pierce | Jul-Sept 2014 | | Car seat inspections - by appt. | | 16 | 16 | 0 |
| Mary Bridge Children's Hospital | Pierce | Jul-Sept 2014 | 15 | Car Seat event - weekly | | 164 | 164 | 0 |
| MBCH Good Samaritan Hospital | Pierce | Jul-Sept 2014 | | Car seat inspections - by appt. | | 19 | 19 | 0 |
| Pierce County CPS Team | Pierce | Jul-Sept 2014 | 3 | Car Seat Event | 78 | 44 | 44 | 5 |
| Puyallup Police Department | Pierce | Jul-Sept 2014 | | Car seat inspections - by appt. | | 3 | 3 | 0 |
| West Pierce Fire and Rescue | Pierce | Jul-Sept 2014 | | Car seat inspections - by appt. | | | 35 | |
| Safe Kids: Monroe HC Clinic | Snohomish | 7/3/14 | 1 | Event: Providence Monroe HC Clinic back seat, booster | 35 | 35 | 0 | 0 |
| Safe Kids: School Presentation -- Haller MS | Snohomish | 7/5/14 | 1 | Education: Distracted pedestrian, pre-driver/safe passenger, new driver & distracted driving. | 175 | 175 | 0 | 0 |
| Safe Kids: School Presentation -- Sequoia | Snohomish | 7/15/14 | 1 | Education: Distracted pedestrian, pre-driver/safe passenger, new driver & distracted driving. | 55 | 55 | 0 | 0 |
| Safe Kids: Fostercare training | Snohomish | 7/18/14 | 1 | Education: Car Seat Awareness Class-- Youthville | 10 | 10 | 1 | 0 |
| Safe Kids: Aqua Fest Lake Stevens | Snohomish | 7/25/14 | 1 | Event: Aqua Fest [back seat, booster and pedestrian safety] | 1000 | 750 | 0 | 0 |
| Safe Kids: LS Family Fun Center | Snohomish | 8/5/14 | 1 | Event: Lake Stevens Family Center [back seat , booster] | 150 | 150 | 0 | 0 |
| Safe Kids: Premera Blue Cross | Snohomish | 8/15/14 | 1 | Event: Premera Blue Cross [car/booster seat, back seat] | 250 | 200 | 0 | 0 |
| Safe Kids: Everett Naval Base | Snohomish | 8/19/14 | 1 | Education: Everett Naval Base New Parent Education | 25 | 25 | 0 | 0 |
| Safe Kids: Tulalip Tribes Foster Care | Snohomish | 9/3/14 | 1 | Education: Car Seat Awareness Class-- Tribe | 31 | 31 | 0 | 1 |
| Safe Kids: Fire District One | Snohomish | 9/11/14 | 1 | Technician Training/Certification Course -- 4 days | 9 | 9 | 0 | 0 |
| Safe Kids: Kohls Lynnwood | Snohomish | 9/13/14 | 1 | Event: Kohl's Cares [back seat, distracted driving] | 400 | 300 | 0 | 0 |
| Safe Kids: Fire District One | Snohomish | 9/17/14 | 1 | Education: Car Seat Awareness Class-- FD 1 | 22 | 22 | 0 | 0 |
| Safe Kids: Fire District One | Snohomish | 9/19/14 | 1 | Event: Car Seat Check Saturday Celebration | 25 | 20 | 18 | 1 |
| Safe Kids: Fire District One | Snohomish | 9/22/14 | 1 | Workshop: CEU Workshop | 9 | 9 | 0 | 0 |
| Safe Kids: School Presentation -- MPHS | Snohomish | 9/23/14 | 1 | Education: Distracted pedestrian, pre-driver/safe passenger, new driver & distracted driving. | 350 | 350 | 0 | 0 |
| saFE Kids: Law Enforcement Training/Educatio | Snohomish | 3Q | 8 | Education: CPS Laws and educational materials | 30 | 1000 | 0 | 3 |
| Tumwater Fire Station | Thurston | 7/1/14 | 1 | Car Seat event | | | | |
| Thurston County Sheriff's Department | Thurston | 7/12/14 | 1 | Car Seat event | 38 | 19 | 19 | 1 |
| Lacey Fire Hall | Thurston | 7/15/14 | 1 | Car Seat event 3rd Tues of each month | 5 | 5 | 5 | 0 |
| Lacey Fire Station | Thurston | 7/15/14 | 1 | Car Seat event | 10 | 5 | 5 | 0 |
| Tumwater Fire Station | Thurston | August 2014 | 1 | Car Seat event | 40 | 40 | 20 | 4 |
| Thurston County Sheriff's Department | Thurston | 8/9/14 | 1 | Car Seat event | 46 | 23 | 23 | 1 |
| Lacey Fire Station | Thurston | 8/19/14 | 1 | Car Seat event | 30 | 15 | 15 | 2 |
| Thurston County Sheriff's Department | Thurston | 9/13/14 | 1 | Car Seat event | 28 | 14 | 14 | 1 |
| Lacey Fire Station | Thurston | 9/16/14 | 1 | Car Seat event | 14 | 7 | 7 | 0 |
| Tumwater Fire Station | Thurston | Sept. 2014 | 1 | Car Seat event | 6 | 6 | 3 | 0 |
| Whatcom County CPS Team (Erica Work) | Whatcom | 9/30/14 | 1 | CPS presentation to Whatcom County midwives | 14 | 30 | 0 | |
| Whatcom County CPS Team | Whatcom | July/Aug/Sept | 53 | Car seat inspections - by appt. | 73 | 50 | 53 | |
| | | | 1899 | | 138289 | 36808 | 4726 | 857 |



621 8th Avenue SE, Suite 409
Olympia, Washington 98504-0944
www.wtsc.wa.gov