




The Honorable
Eddie Baza Calvo
Governor

The Honorable
Ray Tenorio
Lieutenant Governor



Glenn Leon Guerrero
Director
Andrew S. Leon Guerrero
Deputy Director

December 28, 2018

Christopher J. Murphy
Regional Administrator
National Highway Traffic Safety Administration
Region 9
John Moss Federal Building
650 Capitol Mall, Suite 5-400
Sacramento, CA 95814

Dear Mr. Murphy:


Transmitted for your review is Guam's 2018 Annual Performance Evaluation Report for Sections 402 and 405's grant activities, as contained in Fiscal Year 2018 Highway Safety Plan.

We wish to express our sincerest appreciation for your support and efforts you have personally directed in helping us address the highway safety needs for our island.

Should you require any additional information, please do not hesitate to contact Ms. Cecilia Javier, Highway Safety Coordinator at (671) 647-4343.


To you and your staff, may you have a prosperous New Year!

Sincerely,



ANDREW S. LEON GUERRERO
Acing Director/Governor's Highway Safety Representative

Enclosure

GUAM'S 2018 ANNUAL PERFORMANCE EVALUATION REPORT



A message from the Governor's Highway Safety Representative



Glenn Leon Guerrero
Director/Governor's Highway Safety Representative



Andrew S. Leon Guerrero
Deputy Director

Hafa Adai!

The Guam Department of Public Works (DPW) - Office of Highway Safety (OHS) is pleased to submit its Fiscal Year (FY) 2018 Annual Performance Evaluation Report in fulfillment of Sections 402, 405b, and 405c grant requirements of the National Highway Traffic Safety Administration (NHTSA). The report highlights accomplishments of the DPW-OHS and its Partners for Highway Safety. The mission of DPW-OHS is to facilitate the development and implementation of policies, programs, and partnerships to help reduce fatalities, injuries, and economic losses from motor vehicle crashes on Guam's roadways.

We base our work on the belief that any death or injury on our roadways is one too many and that traffic crashes are preventable. The DPW-OHS is committed to working with traffic safety partners to fulfill our mission and ensuring that our goals and our objectives are met and in compliance with the federal and local rules and regulations and we will continue to work and to fulfill our commitment in making Guam's roadways safe.

With the coming of the new year 2019, the Government of Guam will be under new leadership, thus, a new Governor's Highway Safety Representation will be appointed. Andy and I want to thank you, Chris, for all your support you have given the U.S.

Territories. And to your staff, most especially, Rosalind Tianco, for her guidance, assistance and support to the Guam Office of Highway Safety staff.

As always, we appreciate you and your staff's support and guidance. Thank you and Si Yu'os Ma'ase. Wishing the best Region 9 team a happy and prosperous New Year!

TABLE OF CONTENTS

Executive Summary	5
Introduction	6
Attitudinal Survey	7
Five Year Statistics	8
Core Outcome Measures	9
Alcohol Program	11
Occupant Protection (Sections 402 and 405b)	18
Police Traffic Services	25
Traffic Records (Section 402 and 405c)	29
Pedestrian and Bicycle Safety	32
Paid Media	35
Planning and Administration	36
Distracted Driving	38
Highway Safety Personnel Development Training	39
Obligations VS Expenditures	41

EXECUTIVE SUMMARY

The Annual Report describes the accomplishments of DPW-OHS Programs in FY2018 (October 1, 2017 - September 30, 2018) and the progress made toward the targets established in the FY2018 Highway Safety Plan (HSP). The preparation of the FY2018 HSP was guided by the uniform procedures established in MAP-21 and FAST ACT. Guam's FY2018 HSP incorporated the eleven (11) core outcome measures, one core behavioral measure - observed seat belt use recommended by NHTSA to assess performance and measure the progress of the highway safety program. The On-line System Crash Analysis Reporting (OSCAR) and the Guam Police Department's Crash Reporting System (CRS) are the database sources for the core fatality measures; the Guam's Island-wide Traffic Safety Information System (ITSIS) is the source for serious injury measures; and the Guam's annual statewide seat belt survey is the source for the data on observed seat belt use.

HIGHWAY SAFETY PROGRAM

The goals of Guam's highway safety programs are to prevent motor vehicle crashes, save lives and reduce the severity of injuries suffered in crashes occurring on Guam's roadways. Targets are set for reductions in the core measures of fatalities and serious injuries in traffic crashes. The agencies involved in Guam's Highway Safety Programs are:

- Guam Police Department-Highway Patrol Division (GPD-HPD)
- Office of Attorney General (OAG)
- Judiciary of Guam (JOG)
- Department of Public Health & Social Services (DPH&SS)
- University of Guam (UOG)
- Guam International Airport Authority – Airport Police Division (GIAA-APD)
- Department of Revenue & Taxation-Division of Motor Vehicle (DRT-DMV)
- Port Authority of Guam-Port Police Division (PAG-PPD)
- Guam Fire Department (GFD)
- Department of Education (DOE)

The Office of Highway Safety also collaborates with the following organizations:

- Emergency Medical Services Commission (EMSC)
- DWI Executive Committee, (JOG)
- Guam Automotive Dealers Association
- Guam Memorial Hospital Authority (GMHA)
- Guam Regional Medical Center (GRMC Hospital)
- Military Ombudsman for Navy USS Frank Cable. (OHS has been working with them for seat inspection on behalf of the military dependents of the Navy USS Frank Cable and the requirement of car seat checks and educational awareness for their child/children passengers and expectant mothers).

The DPW-OHS will continue working with NHTSA, Region 9 Office to identify strategies that will help reduce traffic fatalities, serious injuries and crashes.

INTRODUCTION

The DPW-OHS administers State and Federal highway safety funds and oversees highway safety program efforts supported by these funds for Guam. They developed Guam's FY2018 Highway Safety Plan, which identifies traffic-related safety problems and recommends programs most effective in reducing traffic fatalities, injuries, and crashes.

This Annual Report describes Guam's problem identification process and summarizes program area outcome reaching DPW-OHS goals.

The DPW-OHS recognizes the achievement of quantified goals as collaborative and ongoing efforts of a multitude of government departments/agencies and private entities involved in improving highway safety.

The DPW-OHS will continue to make significant strides in reducing traffic-related fatalities by maintaining partnerships with other traffic safety stakeholders.

ATTITUDINAL SURVEY

IMPAIRED DRIVING		
<p>A-1: In the past 30-60 days, how many times have you driven a motor vehicle 2 hours after drinking alcoholic beverages?</p> <p>96% Participants did not drive 2 hours after consuming an alcoholic beverage.</p> <p>2% Had at least 1 – 2 times in the last 30–60 days.</p> <p>2% Have driven after consuming alcohol more than 4 times in 30 - 60 days.</p>	<p>A-2: In the past 30-60 days, have you read, seen, or heard anything about alcohol-impaired driving (drunk driving) enforcement by the police?</p> <p>91% Yes</p> <p>9% No</p>	<p>A-3: What do you think the chances are of someone getting arrested if they drive after drinking?</p> <p>75% Always</p> <p>10% Most of the time</p> <p>7% Half of the time</p> <p>6% Rarely</p> <p>2% Never</p>

SEAT BELT USE		
<p>B-1: How often do you use seat belts when you drive or ride in a car, van, sport utility vehicle or pick-up truck?</p> <p>65% Always</p> <p>32% Most of the time</p> <p>2% Half of the time</p> <p>1% Rarely</p> <p>0% Never</p>	<p>B-2: In the past 30-60 days, have you read, seen, or heard anything about seat belt enforcement by the police?</p> <p>55% Always</p> <p>25% Most of the time</p> <p>10% Half of the time</p> <p>5% Rarely</p> <p>5% Never</p>	<p>B-3: What do you think the chances are of getting a ticket if you do not wear your safety belt?</p> <p>73% Always</p> <p>23% Most of the time</p> <p>4% Half of the time</p> <p>0% Rarely</p> <p>0% Never</p>

SPEEDING

S-1a: On a local road with a speed limit of 30 mph, how often do you drive faster than 35 mph?	S-1b: On a road with a speed limit of 65 mph, how often do you drive faster than 70 mph?	S-2: DMV-S15: In the past 30-60 days, have you read, seen, or heard anything about speed enforcement by police?	S-3: What do you think the chances are of getting a ticket if you drive over the speed limit?
30% Always	1% Always	80% Yes	75% Always
15% Most of the time	2% Most of the time	20% No	15% Most of the time
15% Half of the time	1% Half of the time		5% Half of the time
20% Rarely	1% Rarely		0% Rarely
20% Never	95% Never		5% Never

Source: One thousand surveys were conducted for this Attitudinal Survey in CY2018.

FIVE YEAR STATISTICS

GUAM'S SUMMARY OF TRAFFIC DEMOGRAPHICS AND FATALITIES

Calendar Years 2011-2015

YEAR	POPULATION	REGISTERED VEHICLES	TRAFFIC FATALITIES	ALCOHOL – RELATED FATALITIES
2011	159,358	109,842	15	1
2012	159,358	111,091	16	7
2013	159,914 (2012 est.)	112,450	18	8
2014	161,001 (2014 est.)	117,002	19	7
2015	161,797 (2015 est.)	116,291	9	1
*2016	172,094 (2016 est.)	119,303	13	2

CORE OUTCOME MEASURES (Note: Data is collected from the On-line System Crash Analysis Reporting (OSCAR) and from the Guam Police Department's Planning Research and Development Section.)

CORE OUTCOME MEASURES		2011	2012	2013	2014	2015	2016	Goal met in CY2017
C-1	Traffic Fatalities (Territory Crash File) Annual	15	16	18	19	9	13	No. In 2017 Guam recorded 15 traffic fatalities.
	5-Year Moving Average Reduce traffic fatalities by 6 percent from 15 (2011-2015 average) to 14 by 2017.	15.8	15	16	16.8	16.8	15.4	
C-2	Serious Injuries in Traffic Crashes (Territory Crash File) Annual	916	1180	1121	848	941	893	Yes. Guam recorded 867 in 2017.
	5-Year Moving Average Reduce serious traffic injuries by 10 percent from 1001 (2011-2015 average) to 900.1 by 2017.	513.4	659	793.6	909.8	1001.2	996.60	
C-3	Fatalities/VMT (FARS/FHWA)** Annual	N/A	N/A	N/A	N/A	N/A	N/A	No FARS and FHWA VMT data collected in the Territories
	5-Year Moving Average **FARS/FHWA data not collected in the Territories	N/A	N/A	N/A	N/A	N/A	N/A	
C-4	Unrestrained Passenger Vehicle Occupant Fatalities, All Seat Positions (Territory Crash File) Annual	0	2	5	5	2	2	No. In 2017 Guam recorded 3 unrestrained passenger vehicle occupant fatalities.
	5-Year Moving Average Reduce unrestrained passenger vehicle occupant fatalities, all seat positions by 50 percent from 3 (2011-2015 average) to 1 by 2017.	0.4	0.8	1.8	2.4	3	3.2	
C-5	Alcohol-Impaired Driving Fatalities (Territory Crash File) Annual	1	1	3	1	2	2	No. In 2017 Guam recorded 3 alcohol-related impaired driving fatalities.
	5-Year Moving Average Reduce alcohol impaired driving fatalities by 100 percent from 2 (2011-2015 average) to 0 by 2017.	4.4	3.2	2.8	1.2	1.6	5	
C-6	Speeding-Related Fatalities (Territory Crash File) Annual	7	5	7	5	5	6	No. In 2017 Guam recorded 7 speed-related fatalities.
	5-Year Moving Average Reduce speeding-related fatalities by 10 percent from 6 (2011-2015 average) to 5.4 by 2017.	5.4	5.4	6.4	6.4	5.8	5.6	
C-7	Motorcyclist Fatalities (Territory Crash File) Annual	3	4	2	1	3	0	No. In 2017 Guam recorded 3 motorcyclist fatalities.
	5-Year Moving Average Reduce motorcyclist fatalities by 50 percent from 3 (2011-2015 average) to 1.5 by 2017.	2.2	2.6	3	2.4	2.6	2	
C-8	Un-helmeted Motorcyclist Fatalities (Territory Crash File) Annual	0	3	2	1	3	0	No. In 2017 Guam recorded 2 un-helmeted motorcyclist fatalities.
	5-Year Moving Average Reduce un-helmeted motorcyclist fatalities by 100 percent from 2 (2011-2015 average) to 0 by 2017.	0.4	0.4	1.4	1.2	1.8	1.2	
C-9	Drivers Age 20 or Younger Involved in Fatal Crashes (Territory Crash File) Annual	1	0	1	1	1	0	No. In 2017 Guam recorded 1 driver age 20 and younger involved in fatal crashes.
	5-Year Moving Average Reduce drivers age 20 and younger involved in fatal crashes by 100 percent from 1 (2011-2015 average) to 0 by 2017.	0.8	0.6	0.6	0.6	0.8	0.8	
C-10	Pedestrian Fatalities (Territory Crash File) Annual	2	4	6	10	3	3	Yes. In 2017 Guam recorded 4 pedestrian fatalities.
	5-Year Moving Average Reduce pedestrian fatalities by 20 percent from 5 (2011-2015 average) to 4 by 2017.	4.2	3.4	4	5.2	5.0	5.2	
C-11	Bicyclist Fatalities (Territory Crash File) Annual	0	0	1	0	0	2	Yes. In 2017 Guam recorded 0 bicyclist fatalities.
	5-Year Moving Average Reduce bicyclist fatalities by 100 percent from 1 (2011-2015 average) to 0 by 2017.	0	0	0.2	0.2	0.2	0.6	

CORE BEHAVIOR MEASURE		2011	2012	2013	2014	2015	2016	Goal Met in 2017
B-1	Observed Seat Belt Use for Passenger Vehicles, Front Seat Outboard Occupants (State Survey) Increase observed seat belt use for passenger vehicles, front seat outboard occupants by 3.7 percentage points from 91.56 percent in 2015 to 94.95 percent by 2017.	84.00%	81.04%	93.81%	90.81%	91.56%	90.06%	NO Guam Recorded 90.96% Seat belt usage

GRANT FUNDED ENFORCEMENT		2016
	Speeding Citations*	1595
	Seat Belt Citations*	202
	DUI Arrests*	482

ALCOHOL PROGRAM

Target: (C-1) Reduce traffic fatalities by 6 percent from 15 (2011-2015 average) to 14 by December 31, 2017.

Results: Goal was not met. A total of 15 traffic fatalities were recorded.

In FY2018, Guam recorded 25 traffic fatalities.

Target: (C-5) Reduce alcohol impaired driving fatalities by 100 percent from 2 (2011-2015 average) to 0 by 2017.

Results: Goal was not met. In CY2017, Guam recorded three (3) alcohol-related impaired driving fatalities.

In FY2018, Guam recorded four (4) alcohol-related impaired driving fatalities.

FY2017 ALCOHOL PROGRAM ACTIVITIES:

AL17-01-01OHS - Public Information and Education

The DPW-OHS along with its Partners for Highway Safety conducted numerous presentations on Impaired Driving at various schools, colleges, and organizations. The DPW-OHS sponsored a "Drive Sober or Get Pulled Over" static display at the Agana Shopping Center and well attended by the various Government of Guam agencies/departments to include as well as private organizations participated and provided highway safety information on the dangers of impaired driving.

The primary goal of the Impaired Driving Project was to provide the management, supervision and support services for the activities necessary to operate the traffic safety programs on Guam.

Drive Sober or Get Pulled Order Proclamation Signing



During the Proclamation signing, and for demonstration purposes, Acting Governor, Ray Tenorio, put to test the D.I.E.S. (Danger in Every Step) - Marijuana Impairment Activity Mat and fatal vision goggles. This mat has graphics on one side that demonstrates impairment of reaction time, motor skills, memory and decision-making abilities and shows potential consequences associated with driving or walking under the influence of recreational marijuana.



Award Ceremony



During the “Drive Sober or Get Pulled Over” proclamation signing, the following sub-grantees were presented a Certificate of Appreciation, along with a plaque from DPW-OHS for their support and commitment in highway safety: GPD-Highway Patrol Division, Guam Fire Department, PAG-Port Police Division, GIAA-Airport Police Division, Office of the Attorney General and Judiciary of Guam.

AL17-01-02HPD and AL17-01-03APD - High Visibility Enforcement Activities:

The GPD – Highway Patrol Division (HPD) covered 100% of the population of the island, which is more than 70% as required by the grant criterion. All traffic laws on Guam are primary. The Guam International Airport Authority (GIAA) – Airport Police Division (APD) covered areas within GIAA’s jurisdiction (Route 10-A & Route 1, Route 10A to Route 16 and Sunset Blvd. to Route 8).

Both GPD-HPD and GIAA-APD’s DUI enforcement activities were performed with “ZERO TOLERANCE” both locally and federally funded. The GPD-HPD conducted a total of 13 federally funded DUI checkpoint activities in FY2017. A total of four (4) DUI arrests were made during the grant funded DUI activities (checkpoints and roving patrol). The GIAA-APD conducted a total of two (2) grant funded DUI checkpoints and 22 saturation patrol activities which resulted in four (4) DUI arrests.



Statistics: (The information below reflects the total statistics from local law enforcement agencies.)

Impaired Driving in Guam 2011-2016	2011	2012	2013	2014	2015	2016
Total Crashes	6699	7031	6548	6473	7206	7559
Total DUI Crashes	87	82	63	67	57	55
Total Traffic Fatalities	15	16	18	19	9	13
Total Fatal Crashes	15	16	18	21	6	13
DUI-Related Fatalities	1	7	8	7	1	2
Serious Traffic Injuries	906	1180	1121	848	941	893
DUI Crash with Injuries	28	33	20	67	13	16
DUI Arrests	471	396	346	442	366	482
Drug-Related Arrests (Traffic)	15	10	13	13	5	171

Source: GPD Planning, Research & Development and OSCAR.

Additional Information

	2011	2012	2013	2014	2015	2016
Total grant funded DUI Checkpoints	34	30	25	20	20	32
Total DUI Arrests (grant and non-grant funded) (Traffic)	471	396	346	442	366	418
Total Drug Impaired Driving Arrests	15	10	13	13	5	290
Total Alcohol & Drug combination impaired driving arrests	486	406	359	455	371	708

Training

- Drug Recognition Expert (DRE) training– Three DRE police officers from GPD-HPD attended an off-island DRE In-Service training in Hawaii.

AL17-01-04OAG – Highway Safety Prosecution Project

The Office of the Attorney General continued to review cases referred by law enforcement agencies on alleged criminal acts and prosecuted those cases based on evidence presented. Since the establishment of the Judiciary of Guam's DWI Court in 2010, OAG played a major role in the prevention and reduction of drunk driving arrests in Guam over the past seven (7) years. In addition, OAG maintained a dedicated full time DUI Prosecutor to the DWI Court Program to prosecute Driving Under the Influence (DUI), Driving While Intoxicated (DWI), and other traffic and vehicle related offenses referred by law enforcement agencies. The DPW-OHS funded 50% of the DUI Prosecutor's personnel costs in FY17. During this grant year, the DUI Prosecutor collaborated with members from the Judiciary, DPW, GPD, and Public Defender on a strategic plan to make the Guam DWI Court an efficient therapeutic court and to further enhance the concept of the DUI Treatment court to reduce recidivism. Based on the review of the data collected analyzed against the yearly performance of the program indicates the effectiveness of implementing the DWI Court Program and the government's efforts in reducing number of DWI cases on the island.

Based on a review of the data collected and analyzed against the yearly performance of the program, statistics indicated the effectiveness of implementing the DWI Court program and the government's efforts in reducing the number of DWI cases on the island. DWI Court provided an effective option in dealing with high-risk offenders, reduced recidivism, and provided offenders with appropriate treatment and services based on risk level and need.

In FY2017, there were 346 referral cases and 299 were filed. The fiscal year ended with 214 convictions inclusive of cases carried over from previous years. The OAG continued to devote resources so that successful prosecution was achieved.

Statistics

	2011	2012	2013	2014	2015	2016
DUI Referred from GPD	892	571	389	420	397	343
DUI Filed	683	324	356	337	381	348
DUI Convictions	651	285	265	399	350	372

AL17-01-05JOG - DWI Alcohol Education Project

In FY2017, the Honorable Presiding Judge, Alberto Lamorena III, was invited to attend and present at the Region 9 Partners Leadership meeting, which was held in Sacramento, California from March 29-30, 2017. The Presiding Judge presentation was on the Judiciary of Guam's (JOG) "Driving with Care: Alcohol, Other Drugs and Driving Safety Education" Program".

This project covered the costs for the Presiding Judge, Alberto Lamorena III to attend the 2017 National Association of Drug Courts Professionals (NADCP) held on July 9-12, 2017 in Washington D.C.

The intent of this project was to bring an off-island trainer to conduct the "Driving with Care: Alcohol, other Drugs and Driving Safety Education" training and to procure training and educational materials and equipment, i.e. DVD training videos. Through federal funding, JOG procured fatal vision goggles, Matrix Model for Teens and Young Adults (Curriculum) DVDs and Manuals and two (2) breathalyzer Kits.

Budget Breakdown: (FY2017)

- Alcohol & Other Drugs Countermeasures (PI&E) (DPW-OHS):
 - Personnel costs for one Management Analyst IV and one (1) Program Coordinator IV;
 - Travel costs to the 2017 Lifesavers Conference, Region 9 Partners Meeting, Program Management Training, Region 9 Pre-HSP and costs was incurred for three (3) DRE officers to attend the In-Training for DREs in Honolulu, Hawaii;
 - NAWSHL Annual Dues and procurement of Service Awards to Sub-grantees; and**Total funding: \$94,174.97 (Section 402)**

- DUI Impaired Driving (GPD-HPD): The GPD-HPD continued to increase and improve their sobriety checkpoints and/or saturation and/or roving patrols during the High Visibility Enforcement Campaigns: Impaired Driving National Enforcement Crackdown, Drive Sober or Get Pulled Over, Buzzed Driving is Drunk Driving. Funded activity – overtime. **Total funding: \$27,892.91 (Section 402)**
- DUI Enforcement Project (GIAA-APD): The GIAA-APD continued to implement GIAA-APD's DUI Enforcement project by providing adequate personnel, equipment, training, and resources. In addition, GIAA-APD conducted saturation and stationary checkpoints during the "Drive Sober or Get Pulled Over" campaign. Funded activity – overtime. **Total funding: \$9,527.64 (Section 402)**
- Highway Prosecution Project (OAG): The OAG Prosecution Office continued to prosecute Driving Under the Influence (DUI) and Driving While Intoxicated (DWI) having received Section 402 funding to cover 50% of personnel costs for one (1) DUI Prosecutor. **Total funding: \$48,799.82 (Section 402)**
- DWI Court Enhancement Project (JOG): This project funded travel cost for the Presiding Judge who attended the annual National Association of Drug Courts Professionals (NADCP) and travel costs for two (2) Judiciary of Guam representatives that attended the DWI Court Training. **Total funding: \$12,670.53 (Section 402)**

OCCUPANT PROTECTION PROGRAMS (SECTIONS 402 & 405b)

Target: (C-4) Reduce unrestrained passenger vehicle occupant fatalities, all seat positions by 50 percent from three (3) (2011-2015 average) to one (1) by 2017.

Results: Goal was not met. In 2017 Guam recorded 3 unrestrained passenger vehicle occupant fatalities.

In FY2018, Guam recorded two (2) unrestrained passenger vehicle occupant fatalities.

FY2017 OCCUPANT PROTECTION PROGRAM ACTIVITIES:

OP17-02-01OHS - Public Information & Education

The primary goal of the Occupant Protection Projects (Sections 402 and 405{b}) were to provide the management, supervision and support services for the activities necessary to operate the traffic safety programs on Guam.

From October 2016 to September 2017, the DPW-OHS conducted four (4) Community Outreach and 19 school presentations. During the school presentations, the Occupant Protection Program Managers and Pedestrian Manager spoke to approximately 1800 students on the importance of using seat belts and child restraints as well as bicycle and pedestrian safety. In addition, GPD-HPD conducted two (2) Operation Buckle Down activities. The Operation Buckle Down is an educational component that DPW-OHS conducted together with GPD-HPD. Parents were observed driving into the school grounds with their child(ren) to see if they are in compliant with the Guam Seat Belt Law. Violators were issued seatbelt and/or car seat citations.

COMMUNITY OUTREACH AT THE PALAU COMMUNITY CENTER



COMMUNITY OUTREACH AT ZERO DOWN



POLICE WEEK STATIC DISPLAY



OHS-HPD SCHOOL PRESENTATIONS



Seat Belt Survey

The annual observational seat belt survey was conducted in September 2017 showing Guam's seat belt use by all passengers at a high rate usage at 90.96%. This was the fifth year using the new sampling procedures which was put into effect by the National Highway Traffic Safety Administration (NHTSA). During the FY2017 survey, a total of 7264 drivers and 1873 front-seat outboard passengers were observed. The survey found that 90.96% of people were restrained. In some cases, the surveyors were unable to evaluate whether or not an occupant was belted. This was normally due to dark window tinting, which is common in Guam. Overall, 1.5% of the data (133 cases) were excluded due to the inability to assess whether or not the occupant was belted. This was in compliant with the NHTSA rule which required this value to be below 10%. In addition, the standard error of the results was only 1.2% which was well below the NHTSA requirement of a standard error not exceeding 2.5%.

Based on the 2013 NHTSA approved Methodology, Guam successfully maintained its High Seat Belt use rate.


In FY2018 the annual observational seat belt survey was conducted in showing Guam's seat belt use by all passengers at a high rate usage at 92.24% which is a 1.41% increase from last year's 90.96% high rate usage.

Click It or Ticket it Proclamation Signing



On May 4, 2017, Lt. Governor Ray Tenorio proclaimed May 4, 2018 to June 3, 2018 as the "Click It or Ticket It" Mobilization campaign. The event was witnessed by DPW's Director, Glenn Leon Guerrero together with the Partners for Highway Safety at the Governor's Complex in Adelup.

Click It or Ticket It Static Mall Display at the Micronesia Mall



Child Passenger Safety Standardized Course – GPD Curriculum

From July 9 – 13, 2018, DPW-OHS “Guam CPS USA Team”, comprised of CPST Lead Instructor Therese Matanane, CPST Instructor Jane Almandres and CPST Instructor Candidate Alex Blanquisco, conducted a Child Passenger Safety Renewal Course and a Child Passenger Safety Technician Standardized Training that re-certified seven (7) CPSTs and twelve (12) new CPSTs.

CPST NEW TECHNICIANS




OP17-02-02HPD – CIOT/Operation Buckle Down Enforcement Activities

In 2011 there were a total of 15 traffic fatalities of which there was zero unrestrained passengers. In 2012, there were a total of 16 traffic fatalities of which two (2) fatalities were unrestrained passengers. In 2013, there were 18 traffic fatalities of which five (5) fatalities were unrestrained passengers. In 2014 there were 19 traffic fatalities of which five (5) fatalities involved unrestrained

passengers. In 2015 there were nine (9) traffic fatalities of which two (2) fatalities involved unrestrained passengers. In 2016, there were a total of 13 traffic fatalities of which there were two (2) unrestrained passengers.

The GPD-HPD conducted a total of 34 federally funded enforcement activities in FY2017 (stationary and saturation) and 64 locally funded enforcement activities (saturation patrol only). There was a total of 391 seat belt citations issued and 37 citations issued for non-usage of child restraints.



OP17-02-03APD – Seat Belt Enforcement Project

The GIAA-APD conducted a total of 25 federally funded enforcement activities in FY2017 (stationary and saturation) and two (2) locally funded enforcement activities (saturation patrol only). There was a total of 57 seat belt citations issued and 47 for non-usage of child restraints.

Budget Breakdown: (FY2017)

- Occupant Protection (PI&E) (DPW-OHS):
 - Personnel costs for two Program Coordinators;
 - Travel costs to the 2017 Lifesavers Conference, Region 9 Partners Meeting, Program Management Training, Region 9 Pre-HSP, NAWSHL and GHSA meetings to include registrations and costs was incurred for one (1) Lieutenant and one (1) Sergeant to attend the 2017 Lifesavers Conference; and
 - Contractual costs for CPS Posters, CPS Venue for Renewal and Certification Training; Safekids Worldwide Certifications, Annual Dues, and Seat Belt Observation and Methodology Reports.

Total funding: \$113,028.87 (Section 402) and \$144,702.43 (Section 405{b})

- CIOT/Operation Buckle Down (GPD-HPD): The GPD-HPD planned project strategies to include but not limited to working with other law enforcement agencies to increase occupant restraint citations through increased enforcement, officer training, and monitor the judicial disposition of occupant restraints citations. In addition, the GPD-HPD increased and improved their sobriety checkpoints and/or saturation patrols during the High Visibility Enforcement Campaigns: Click it Or Ticket mobilization and Child Passenger Safety Week. **Total funding: \$15,447.21 (Section 402) and \$15,000.00 (Section 405{b})**
- Seat Belt Enforcement Project (GIAA-APD): The GIAA-APD continued to implement GIAA-APD's DUI Enforcement project by providing adequate personnel, training, and resources. In addition, GIAA-APD conducted saturation and stationary checkpoints during the national "Click it or Ticket mobilization campaign. Funding was covered for overtime and travel to send one (1) APD officer to the 2017 Lifesaver's conference. **Total funding: \$18,009.37 (Section 402)**

POLICE TRAFFIC SERVICES

Target: (C-1) Reduce traffic fatalities by 6 percent from 15 (2011-2015 average) to 14 in 2017.

Results: Goal was not met - In 2017, GPD recorded 15 traffic fatalities.

In FY2018, GPD recorded 25 traffic fatalities.

Target: (C-2) Reduce serious traffic injuries by 10 percent from 1001 (2011-2015 average) to 900.1 by 2017.

Results: Goal was met – In 2017, GPD recorded 867 serious traffic injuries.

In FY2018, total serious traffic injuries not available at time of report.

Target: (C-6) Reduce speeding-related fatalities by 10 percent from 6 (2011-2015 average) to 5.4 by 2017.

Results: Goal was not met - In 2017, the GPD recorded seven (7) speed-related fatalities.

In FY2018, GPD recorded five (5) speed-related fatalities.

Target: (C-9) Reduce drivers age 20 and younger involved in fatal crashes by 100 percent from 1 (2011-2015 average) to 0 by 2017.

Results: Goal not met - In 2017, the GPD recorded one (1) fatality involving 20 and younger drivers.

In FY2018, GPD recorded two (2) traffic fatalities involving age 20 and younger drivers.

FY2017 POLICE TRAFFIC PROGRAM ACTIVITIES:

PT17-03-00OHS – Police Traffic Education

Police Traffic Education project (DPW-OHS): The primary goal of the Police Traffic Education project is to provide management, supervision and support services for the activities necessary to operate the traffic safety programs on Guam. The DPW-OHS focused on unsafe speed, aggressive and distracted driving behaviors.

PT17-03-01HPD – Operation H.E.A.T.

The Guam Police Department covers the entire island of Guam for enforcement activities, which is 100% of the population of the island and is more than 70% as required by the grant criterion. All traffic laws on Guam are primary.

The Operation H.E.A.T. (Highway Enforcement Action Team) project concentrated on Zero Tolerance enforcement activities, both locally and federally funded, which includes DUI, Speed, Seat Belt, Child Restraints, and Cell Phones, etc. There was a total of 1519 grant funded laser/radar enforcement and 214 locally funded enforcement in FY2017.

PT17-03-02APD – Traffic Enforcement Project

The GIAA-APD conducted 17 laser/radar checkpoints and issued 141 speed-related citations.

PT17-03-03PAG – Operation A Dai He' Hao

The Port Authority of Guam (PAG) – Port Police Division (PPD) conducted 28 speed enforcement activities (saturation patrols) and issued 287 speed-related citations.



NHTSA-Region 9 Regional Program Managers Observing the GPD-HPD Speed Enforcement

Statistics:

	2011	2012	2013	2014	2015	2016
Total Fatalities	15	16	18	19	9	13
Speed-related Fatalities	7	5	7	5	5	6
Total Crashes	6699	7031	6548	6473	7206	7559
Total Speed-related Citations	6897	3741	3871	4311	3318	1595

Training:

- The GPD-HPD conducted two (2) LASER/RADAR training and a total of 76 police officers (local and military) attended and were certified.

Budget Breakdown: (FY2017)

- Police Traffic Education:
 - Personnel costs for one Management Analyst IV and one (1) Program Coordinator II;
 - Travel costs to the 2017 Lifesavers Conference, Region 9 Partners Meeting, Program Management Training, NHTSA Region Meeting, NAWSHL and GHSA meetings to include annual dues and registrations and costs was incurred for one (1) Lieutenant to GHSA Meeting; one (1) Sergeant and one (1) POIII to Pedestrian and Bicycle Training; and two (2) officers to IPTM At-Scene Basic Training; and
 - Contractual cost for Annual Due for one (1) Program Coordinator II.

Total funding: \$233,113.41 (Section 402)
- Operation H.E.A.T. (GPD-HPD): The GPD-HPD continued to sustain speed enforcement activities to increase driver's compliance with posted speed limits and traffic signals to reduce the number of speed-related crashes, injuries, and fatalities. The GPD-HPD conducted high visibility enforcement activities during the national campaigns such as: Impaired Driving National Enforcement crackdown, Drive Sober or Get Pulled Over, Buzzed Driving is Drunk Driving, and Click It or Ticket mobilization. **Total funding: \$30,717.39 (Section 402)**

- Traffic Enforcement Project (GIAA-APD): The GIAA-APD continued to implement its Traffic Enforcement project by providing adequate personnel, equipment, training, and resources. In addition, GIAA-APD conducted saturation and stationary checkpoints during national campaigns such as: Impaired Driving National Enforcement crackdown, Drive Sober or Get Pulled Over, Buzzed Driving is Drunk Driving, and Click It or Ticket mobilization campaign. **Total funding: \$1,431.30 (Section 402)**
- Operation 'a dai he' hao' (Watch Out!) (PAG-PPD): The PAG-PPD addressed and targeted speeding, crashes related to speeding, reckless driving, imprudent driving and unsafe driving habits along the roadways. Funding was used for overtime activities and send Port Police Chief and one (1) PAG representative to the 2017 Lifesavers Conference. **Total funding: \$24,000.00 (Section 402)**

TRAFFIC RECORDS (Section 402)

FY2017 TRAFFIC RECORDS ACTIVITIES:

TR17-05-01OHS: Traffic Records Information and Management System (T.R.I.M.S.)

The DPW-OHS continued to develop and produce traffic crash statistics through the On-Line System Crash Analysis Reporting (OSCAR). This facilitated data entry compatibility with an interfacing proprietary software program that produced collision diagrams automatically. The DPW-OHS continued funding for one (1) Data Control Clerk II who supported the computerized traffic crash record system in order to develop highway hazard reduction programs with priorities based on benefit/cost analysis. The DPW-OHS addressed the current improvement made and recommended new improvements and enhancements that were necessary to keep moving the Guam Traffic Records System forward.

The DPW-OHS and other stakeholders continued to improve their systems to enable exchange of information but improvements are still needed in the areas of timeliness, accuracy, completeness, uniformity, and integration. The traffic records system included data elements necessary for problem identification, problem analysis, and countermeasure evaluation in all areas of traffic safety in the Territory.

The Data Control Clerk II verifies traffic crashes on the OSCAR program for consistency, validity, accuracy, and completeness. She continues to work closely with OHS' Program Managers to gather statistics for their program analysis and the Traffic Records Program Coordinator.

Budget Breakdown: (FY17)

- The DPW-OHS continued funding for one (1) Data Control Clerk II to support the computerized traffic crash record system that developed highway hazard reduction programs with priorities based on benefit/cost analysis. **Total funding: \$46,377.55 (Section 402)**

TRAFFIC RECORDS (Section 405c)

FY2017 TRAFFIC RECORDS ACTIVITIES:

M3DA17-28-01OHS: Island-wide Traffic Safety Information System (ITSIS)

The Guam Traffic Records Coordinating Committee (TRCC) reviewed each system's deficiencies and developed goals, objectives and projects to address the deficiencies as they relate to the goal of the traffic records system in the territory. A traffic records system assessment was conducted, which developed the "Guam Plan of Action" to improve the timeliness, quality, quantity, availability, and accessibility of traffic records data in Guam. The Guam Plan of Action recommended a phase approach for the improvement of the Traffic Records System in Guam.

The five (5) phases that were recommended in the Guam Plan of Action were presented for funding under the "Section 405 (c) Grant". Initial funding for phase one was provided under the 411 Grants.

The following are the five phases in the "Guam Plan of Action":

Phase 1 – Electronic Crash Reporting System Component

Phase 2 – Electronic Citation/Superior Court System Interface Component

Phase 3 – Electronic EMS/Fire System/GMH (Emergency Room)

Phase 4 – Traffic Records System Integration/Data Warehouse

Phase 5 – Reporting and Analytical Tools (Client and Web-Based)

The Guam Plan of Action addressed the traffic safety community needs for traffic safety information that was timely, accurate, complete, uniform, integrated, and accessible. The traffic safety community included the Guam Police Department, Department of Public Works-Office of Highway Safety, Emergency Medical Services, Guam Fire Department, Guam Memorial Hospital, Department of Public Health Social Services, Superior Court of Guam, Guam International Authority Airport, Port Authority of Guam, the Department of Revenue and Taxation, Federal Highway Administration, and National Highway Traffic Safety Administration.

Budget Breakdown: (FY2017)

- On-going Island-wide Traffic Safety Information System (ITSIS) Maintenance and Support;
- Crash Location Identification Enhancements with updated MAP data from Bureau of Planning and the Guam Power Authority Assets Layer (Crash Reporting System update only);
- Nineteen wireless accounts for Field Operations for GPD, GIAA, Guam Fire Department (GFD), Port Police and Motor Carrier Safety;
- FY2018 Grant Application and TRCC Support; and
- Traffic Records Strategic Plan Update with recommendations from the Traffic Records Assessment.

Total funding: \$102,416.33 (Section 405c)

PEDESTRIAN AND BICYCLE SAFETY PROGRAM

Target: (C-7) Reduce motorcyclist fatalities by 50 percent from three (3) (2011-2015 average) to 1.5 by 2017.

Results: Goal not met – In 2017, the Guam Police Department recorded three (3) motorcyclist fatality.

In CY2018, GPD recorded a total of one (1) motorcyclist fatality.

Target: (C-8) Reduce un-helmeted motorcyclist fatalities by 100 percent from two (2) (2011-2015 average) to zero by 2017.

Results: Goal not met – In 2017, the Guam Police Department recorded two (2) un-helmeted motorcyclist fatalities.

In CY2018, GPD recorded one (1) un-helmeted motorcyclist fatality.

Target: (C-10) Reduce pedestrian fatalities by 20 percent from five (5) (2011-2015 average) to four (4) by 2017.

Results: Goal met – In 2017, the Guam Police Department recorded four (4) pedestrian fatalities.

In CY2018, GPD recorded 14 pedestrian fatalities.

Target: (C-11) Reduce bicyclist fatalities by 100 percent from one (1) (2011-2015 average) to zero (0) by 2017.

Results: Goal met – In 2017, the Guam Police Department recorded zero bicyclist fatality.

In CY2018, GPD recorded zero (0) bicyclist fatality.

FY2017 PEDESTRIAN AND BICYCLE PROGRAM ACTIVITIES:

PS17-06-01OHS – Program Management

Pedestrian and Bicycle Safety (DPW-OHS): The primary goal of the Pedestrian and Bicycle Safety was to increase the awareness on pedestrian and bicycle safety by procuring educational materials to be distributed island-wide at various locations such as schools, department stores, rental car agencies, etc., in various languages. The Program Manager conducted presentations at various elementary, middle, and high school and spoke on the importance of walking on sidewalks, utilizing crosswalks, and wearing reflective safety gears while riding a bicycle and/or operating a motorcycle.

Most pedestrian fatalities occurred on the roadway. Alcohol and Drug related pedestrian fatalities continued to be a growing concern on Guam. The DPW-OHS worked closely with GPD-HPD, GIAA-APD, PAG-PPD, and GFD having implemented an Educational plan to educate the general motorists on Guam's traffic laws on pedestrian and bicycle safety and the important of utilizing pedestrian crosswalks and the dangers of jaywalking.

The DPW-OHS together with GPD-HPD increased the pedestrian safety countermeasures by including Pedestrian and Bicycle Safety into their outreach to High School students to prevent pedestrians and motor vehicles from attempting to use the same roadway space at the same time.

	2011	2012	2013	2014	2015	2016
Total Fatalities	15	16	18	19	9	13
Total Pedestrians Fatalities	2	4	6	10	3	3
Pedestrians under the influence	2	2	3	3	1	2

Budget Breakdown: (FY2017)

- Personnel Costs for one (1) Management Analyst IV and one (1) Administrative Assistant;
- Travel costs to send the Administrative Assistant to the Program Management Training and the 2017 Lifesavers Conference.

Total funding: \$82,355.29 (Section 402).

PAID MEDIA PROGRAM

FY2017 PAID MEDIA PROGRAM ACTIVITIES:

PM17-08-01OHS – Paid Media

To support alcohol-impaired driving and occupant protection, high-visibility enforcement efforts in the diverse communities of Guam, OHS placed culturally relevant and linguistically appropriate advertising in a variety of multicultural/multiethnic media outlets, including sports venues. OHS used paid, earned, and owned media, including social media, to address the program areas in the HSP. Outdoor advertising (e.g., billboards, outdoor message boards) were included in the plan, when appropriate. OHS incorporated NHTSA's Communications Calendar into its media plan activities and the FY2017 media plan was finalized once NHTSA released the FY2017 calendar.

Budget Breakdown: (FY2017)

Paid Media (DPW-OHS): OHS funded the development of public service announcements aired on seven (7) media channels radio and T.V. targeted to reach key demographic groups. OHS worked with vendor on the creation of a Seat Belt/Car Seat safety video, which was not only aired on television but also shown to children at various school reaches showing a child in a car seat and the importance of remaining in a car seat until they are 12 years of age and above 4'9" tall. The DPW-OHS also updated and re-printed their Guam Traffic Law brochure and distributed during Outreach activities; Operation Buckle Down; as well as during GPD-HPD's enforcement activities, officers will hand-out the Guam Traffic Law to all violators. **Total funding \$15,000.00 (Section 402).**

PLANNING AND ADMINISTRATION PROGRAM

FY2017 PLANNING & ADMINISTRATION PROGRAM ACTIVITIES:

PA17-07-01OHS – Program Management

The Planning and Administration is a critical function of Guam's traffic safety program, ensuring funds were used on identified problems, towards target markets, and on strategies that made an impact on the number of crash related deaths and serious injuries.

The DPW-OHS worked closely with its Partners for Highway Safety and developed a strategic plan to work closely with all media outlets (radio, T.V. and outside vendors) that strategically reached the community at-large in various languages.

Program Area Goals:

Administered a fiscally responsible, effective highway safety program that was data driven and included stakeholders and addressed the Territory's specific safety characteristics.

It was the goal of the Planning and Administration program to provide management, supervision and support for all activities of the island traffic safety program.

- Administered the development implementation, monitoring, and evaluation phases of Guam's Highway Safety Programs in accordance with federal and local procedural guidelines;
- Administered the development implementation, monitoring, and evaluation phases of Guam's Highway Safety Programs in accordance with federal and local procedural guidelines.
- Provided documentation of all funded programs.
- Submitted the Annual Performance Evaluation Report to NHTSA by December 31, 2017.
- Utilized all available resources to improve and promote the island traffic safety program.

- Administered a fiscally sound highway safety program that targets the Island's most significant safety problems in an effort to save lives and reduce serious injuries.
- Funded off-island travel for the Governor's Highway Safety Representative and the Highway Safety Coordinator to attend training, meetings, and conferences such as, the 2017 Lifesavers Conference, NHTSA-Region IX Leadership Meeting, Pre-HSP Meeting, Governor's Highway Safety Association Annual Meeting, National Association of Women's State Leaders Conference, and any other NHTSA-sponsored training and/or other traffic related activities.
- Continued to cover the costs for operational expense, i.e., monthly telephone services, Annual Dues, vehicle maintenance, materials and supplies, power and water services.
- Cover personnel costs for one (1) Management Analyst IV and one (1) Administrative Assistant.

Total funding: \$130,330.92 (Section 402)

DISTRACTED DRIVING PROGRAM

FY2017 DISTRACTED DRIVING PROGRAM ACTIVITIES:

FESX17-27-01OHS – Distracted Driving Education

The DPW-OHS will implement a Distracted Driving project and concentrate its efforts in the area of distracted driving safety in FY2017 through coordination efforts in education, awareness and prevention and enforcement activities.

The DPW-OHS Distracted Driving Education project will improve behaviors of texting, cell phone use while operating a motor vehicle and red-light runner drivers through education along with an effective paid and earned media events targeting middle/high school students, young adults, and residents from various countries visiting the island of Guam.

Budget Breakdown: (FY2017)

- Contractual services to cover the cost to printing services, and paid media contracts (television {30 channels} and radio). \$9,271.84
- Procurement of one (1) lap top to be used during school presentations. \$1,841.00

HIGHWAY SAFETY PERSONNEL DEVELOPMENT TRAINING FY2017

The following personnel attended Sections 402, 405b, and 405c grant funded training, conferences, and/or meetings during this period:

- **December 6-7, 2016: NHTSA Region 9 meeting** held in Sacramento, California. The following representatives attended: **Cecilia Javier**, Management Analyst IV (DPW), **AnaMaria Senato**, Program Coordinator II (DPW), and **Jane Almandres**, Program Coordinator I (DPW).
- **February 7-10, 2017: Managing Highway Safety Programs** held in Honolulu, Hawaii. The following representatives attended: **Glenn Leon Guerrero**, Director (DPW), **Therese Matanane**, Program Coordinator IV (DPW), and **Jane Almandres**, Program Coordinator I (DPW).
- **March 26-28, 2017: 2017 Lifesavers Conference** held in Charlotte, North Carolina. The following representatives attended: **Glenn Leon Guerrero**, Director (DPW), **Cecilia Javier**, Management Analyst IV (DPW), **AnaMaria Senato**, Program Coordinator II (DPW), **Jane Almandres**, Program Coordinator I (DPW), **Jacqueline Florig**, Administrative Assistant (DPW), **Joseph I. Cruz**, Chief of Police (GPD), **Joey San Nicolas**, Fire Chief (GFD), **Michael Arcangel**, Lieutenant (GPD) and **Robert Santos**, Sergeant (GPD).
- **March 29-30, 2017: Region 9 Partners and Leadership Training:** The following representatives attended: **Glenn Leon Guerrero**, Director (DPW), **Cecilia Javier**, Management Analyst IV (DPW), **Therese Matanane**, Program Coordinator (DPW), **Ana Maria Senato**, Program Coordinator II (DPW), **Jane Almandres**, Program Coordinator I (DPW), **Joseph I. Cruz**, Chief of Police (GPD), **Joey San Nicolas**, Fire Chief (GFD), and the **Honorable Alberto Lamorena**, Presiding Judge (Superior Court of Guam).
- **April 11-14, 2017: Managing Highway Safety Programs** in Sacramento, California. The following representatives attended: **Cecilia Javier**, Management Analyst IV (DPW), **AnaMaria Senato**, Program Coordinator I (DPW), and **Jaqueline Florig**, Administrative Assistant (DPW).
- **April 25-26, 2017: PRE-HSP – Region 9 Meeting** held in Honolulu, Hawaii. The following representatives attended: **Glenn Leon Guerrero**, Director (DPW). **Cecilia Javier**, MAIV (DPW), and **Therese Matanane**, PCIV (DPW).

- **June 15-16, 2017: Drug Recognition Expert (DRE) In-service Training** held in Honolulu, Hawaii. The following DRE officers attended this training: **Alex Blanquisco**, POIII (GPD), **Jose White**, POI (GPD), and **Angelo Bueno**, POI (GPD).
- **August 6-9, 2017: 2017 Traffic Records Forum** held in New Orleans, Louisiana. The following representatives attended: **Felix Benavente**, Deputy-Director (DPW); **Cecilia Javier**, Management Analyst IV (DPW); and **Therese Matanane**, PCIV (DPW).
- **August 29-31, 2017: Pedestrian and Bicycle Safety Program** in Albany, New York. The following representatives attended: **Frank Perez**, POIII (GPD) and **Alex Blanquisco**, POIII (GPD).
- **September 10-22, 2017: At-Scene Traffic Crash training** held in Jacksonville, Florida. The following Guam Police Department-Highway Patrol Division officers attended were: **Tommy Benavente**, POII (GPD) and **Angelo Bueno**, POI (GPD).
- **September 14-16, 2017: National Association of Women Highway Safety Leaders Conference** in Louisville, Kentucky. The following representatives attended: **Glenn Leon Guerrero**, Director (DPW); **Cecilia Javier**, Management Analyst IV (DPW); **Therese Matanane**, PCIV (DPW), and **Jane Almandres**, PCI (DPW).
- **September 16-20, 2017: 2017 Governor's Highway Safety Association meeting**, in Louisville, Kentucky. The following representatives attended: **Glenn Leon Guerrero**, Director (DPW); **Cecilia Javier**, Management Analyst IV (DPW); **Therese Matanane**, PCIV (DPW), **Jane Almandres**, PCI (DPW), **Michael Arcangel**, Lieutenant (GPD), and **Robert Santos**, Sergeant (GPD).

State: Guam

U.S. Department of Transportation National Highway Traffic Safety Administration

Status of Obligations and Expenditures

2017-FINAL

Posted: 12/21/2017

Page: 1

Report Date: 12/27/2018

Program Area	Project	Description	Obligation Limitation	Carry Fwd	Obligated Funds	Expended Funds	Carried Fwd into Next FY	Unobligated Balance	Unexpended Balance
NHTSA									
NHTSA 402									
Planning and Administration									
	PA-2017-00-00-00	VOUCHER# 2017-011			\$35,922.11	\$35,922.11	\$6,932.01		\$0.00
	Planning and Administration Total				\$35,922.11	\$35,922.11	\$6,932.01		\$0.00
Alcohol									
	AL-2017-00-00-00	VOUCHER# 2017-011			\$57,821.25	\$57,821.25	\$13,707.45		\$0.00
	Alcohol Total				\$57,821.25	\$57,821.25	\$13,707.45		\$0.00
Emergency Medical Services									
	EM-2017-00-00-00				\$0.00	\$0.00	\$0.00		\$0.00
	Emergency Medical Services Total				\$0.00	\$0.00	\$0.00		\$0.00
Occupant Protection									
	OP-2017-00-00-00	VOUCHER# 2017-009			\$23,539.75	\$23,539.75	\$1,571.68		\$0.00
	Occupant Protection Total				\$23,539.75	\$23,539.75	\$1,571.68		\$0.00
Pedestrian/Bicycle Safety									
	PS-2017-00-00-00	VOUCHER# 2017-002			\$18,074.90	\$18,074.90	\$2,148.90		\$0.00
	Pedestrian/Bicycle Safety Total				\$18,074.90	\$18,074.90	\$2,148.90		\$0.00
Police Traffic Services									
	PT-2017-00-00-00	VOUCHER# 2017-010			\$50,373.42	\$50,373.42	\$3,061.10		\$0.00
	Police Traffic Services Total				\$50,373.42	\$50,373.42	\$3,061.10		\$0.00
Traffic Records									
	TR-2017-00-00-00	VOUCHER# 2017-002			\$11,277.05	\$11,277.05	\$289.13		\$0.00
	Traffic Records Total				\$11,277.05	\$11,277.05	\$289.13		\$0.00
Paid Advertising									
	PM-2017-00-00-00	VOUCHER# 2017-009			\$5,026.00	\$5,026.00	\$234.00		\$0.00

State: Guam

U.S. Department of Transportation National Highway Traffic Safety Administration
Status of Obligations and Expenditures
 2017-FINAL
 Posted: 12/21/2017

Page: 2
 Report Date: 12/27/2018

Program Area	Project	Description	Obligation Limitation	Carry Fwd	Obligated Funds	Expended Funds	Carried Fwd into Next FY	Unobligated Balance	Unexpended Balance
	Paid Advertising Total				\$5,026.00	\$5,026.00	\$234.00		\$0.00
	NHTSA 402 Total		\$0.00	\$229,978.75	\$202,034.48	\$202,034.48	\$27,944.27	\$0.00	\$0.00
MAP 21 405b OP High									
405b High HVE	M1HVE-2017-00-00-00	VOUCHER# 2017-010			\$3,534.49	\$3,534.49	\$619.71		\$0.00
	405b High HVE Total				\$3,534.49	\$3,534.49	\$619.71		\$0.00
405b High Training	M1TR-2017-00-00-00	VOUCHER# 2017-009			\$21,848.34	\$21,848.34	\$1,171.15		\$0.00
	405b High Training Total				\$21,848.34	\$21,848.34	\$1,171.15		\$0.00
405b High Public Education	M1PE-2017-00-00-00	VOUCHER# 2017-011			\$30,637.56	\$30,637.56	\$7,836.86		\$0.00
	405b High Public Education Total				\$30,637.56	\$30,637.56	\$7,836.86		\$0.00
405b High CSS Purchase/Distribution	M1CSS-2017-00-00-00				\$0.00	\$0.00	\$32.69		\$0.00
	405b High CSS Purchase/Distribution Total				\$0.00	\$0.00	\$32.69		\$0.00
	MAP 21 405b OP High Total		\$0.00	\$65,680.80	\$56,020.39	\$56,020.39	\$9,660.41	\$0.00	\$0.00
MAP 21 405b OP Low									
405b Low HVE	M2HVE-2017-00-00-00				\$0.00	\$0.00	\$0.00		\$0.00
	405b Low HVE Total				\$0.00	\$0.00	\$0.00		\$0.00
405b Low Public Education	M2PE-2017-00-00-00	VOUCHER# 2017-005			\$76.32	\$76.32	\$0.00		\$0.00
	405b Low Public Education Total				\$76.32	\$76.32	\$0.00		\$0.00
405b Low CSS Purchase/Distribution	M2CSS-2017-00-00-00				\$0.00	\$0.00	\$0.00		\$0.00

U.S. Department of Transportation National Highway Traffic Safety Administration

State: Guam

Status of Obligations and Expenditures

2017-FINAL

Posted: 12/21/2017

Page: 3

Report Date: 12/27/2018

Program Area	Project	Description	Obligation Limitation	Carry Fwd	Obligated Funds	Expended Funds	Carried Fwd into Next FY	Unobligated Balance	Unexpended Balance
405b Low CSS Purchase/Distribution Total					\$0.00	\$0.00	\$0.00		\$0.00
MAP 21 405b OP Low Total				\$0.00	\$76.32	\$76.32	\$0.00	\$0.00	\$0.00
MAP 21 405c Data Program									
405c Data Program									
	M3DA-2017-00-00-00	VOUCHER# 2017-001			\$16,691.64	\$16,691.64	\$252.69		\$0.00
405c Data Program Total					\$16,691.64	\$16,691.64	\$252.69		\$0.00
MAP 21 405c Data Program Total				\$0.00	\$16,944.33	\$16,691.64	\$252.69	\$0.00	\$0.00
MAP 21 405e Distracted Driving									
405e Public Education									
	MBPE-2017-00-00-00				\$0.00	\$0.00	\$0.00		\$0.00
405e Public Education Total					\$0.00	\$0.00	\$0.00		\$0.00
405e Distracted Driving									
	MBX-2017-00-00-00	VOUCHER# 2017-010			\$9,612.84	\$9,612.84	\$104.00		\$0.00
405e Distracted Driving Total					\$9,612.84	\$9,612.84	\$104.00		\$0.00
MAP 21 405e Distracted Driving Total				\$0.00	\$9,716.84	\$9,612.84	\$104.00	\$0.00	\$0.00
FAST Act NHTSA 402									
Planning and Administration									
	PA-2017-00-00-00	VOUCHER# 2017-010			\$43,714.06	\$43,714.06	\$43,762.74		\$0.00
Planning and Administration Total					\$43,714.06	\$43,714.06	\$43,762.74		\$0.00
Alcohol									
	AL-2017-00-00-00	VOUCHER# 2017-011			\$103,054.20	\$103,054.20	\$18,482.97		\$0.00
Alcohol Total					\$103,054.20	\$103,054.20	\$18,482.97		\$0.00
Occupant Protection									
	OP-2017-00-00-00	VOUCHER# 2017-011			\$96,091.44	\$96,091.44	\$25,282.58		\$0.00

U.S. Department of Transportation National Highway Traffic Safety Administration

State: Guam

Status of Obligations and Expenditures

2017-FINAL

Posted: 12/21/2017

Page: 4

Report Date: 12/27/2018

Program Area	Project	Description	Obligation Limitation	Carry Fwd	Obligated Funds	Expended Funds	Carried Fwd into Next FY	Unobligated Balance	Unexpended Balance
Occupant Protection Total					\$96,091.44	\$96,091.44	\$25,282.58		\$0.00
Pedestrian/Bicycle Safety									
	PS-2017-00-00-00	VOUCHER# 2017-010			\$56,180.70	\$56,180.70	\$5,950.79		\$0.00
Pedestrian/Bicycle Safety Total					\$56,180.70	\$56,180.70	\$5,950.79		\$0.00
Police Traffic Services									
	PT-2017-00-00-00	VOUCHER# 2017-011			\$107,965.89	\$107,965.89	\$127,861.69		\$0.00
Police Traffic Services Total					\$107,965.89	\$107,965.89	\$127,861.69		\$0.00
Traffic Records									
	TR-2017-00-00-00	VOUCHER# 2017-010			\$30,613.75	\$30,613.75	\$4,197.62		\$0.00
Traffic Records Total					\$30,613.75	\$30,613.75	\$4,197.62		\$0.00
Paid Advertising									
	PM-2017-00-00-00				\$0.00	\$0.00	\$9,740.00		\$0.00
Paid Advertising Total					\$0.00	\$0.00	\$9,740.00		\$0.00
FAST Act NHTSA 402 Total			\$672,898.43	\$0.00	\$437,620.04	\$437,620.04	\$235,278.39	\$0.00	\$0.00
FAST Act 405b OP High									
405b High HVE									
	M1HVE-2017-00-00-00	VOUCHER# 2017-011			\$8,589.53	\$8,589.53	\$3,243.61		\$0.00
405b High HVE Total					\$8,589.53	\$8,589.53	\$3,243.61		\$0.00
405b High Training									
	M1TR-2017-00-00-00	VOUCHER# 2017-011			\$8,329.78	\$8,329.78	\$17,949.16		\$0.00
405b High Training Total					\$8,329.78	\$8,329.78	\$17,949.16		\$0.00
405b High Public Education									
	M1PE-2017-00-00-00	VOUCHER# 2017-010			\$47,357.56	\$47,357.56	\$558.71		\$0.00
405b High Public Education Total					\$47,357.56	\$47,357.56	\$558.71		\$0.00

State: Guam

U.S. Department of Transportation National Highway Traffic Safety Administration
Status of Obligations and Expenditures
 2017-FINAL
 Posted: 12/21/2017

Page: 5
 Report Date: 12/27/2018

Program Area	Project	Description	Obligation Limitation	Carry Fwd	Obligated Funds	Expended Funds	Carried Fwd Into Next FY	Unobligated Balance	Unexpended Balance
405b High CSS Purchase/Distribution									
	M1CSS-2017-00-00-00				\$.00	\$.00	\$7,916.96		\$.00
	405b High CSS Purchase/Distribution Total				\$.00	\$.00	\$7,916.96		\$.00
	FAST Act 405b OP High Total		\$93,945.31	\$.00	\$64,276.87	\$64,276.87	\$29,668.44	\$.00	\$.00
FAST Act 405c Data Program									
405c Data Program									
	M3DA-2017-00-00-00	VOUCHER# 2017-013			\$92,267.89	\$92,267.89	\$10,641.31		\$.00
	405c Data Program Total				\$92,267.89	\$92,267.89	\$10,641.31		\$.00
	FAST Act 405c Data Program Total		\$102,909.20	\$.00	\$92,267.89	\$92,267.89	\$10,641.31	\$.00	\$.00
FAST Act 405e Special Distracted Driving									
405e Distracted Driving									
	FESX-2017-00-00-00				\$1,500.00	\$1,500.00	\$32,862.95		\$.00
	405e Distracted Driving Total				\$1,500.00	\$1,500.00	\$32,862.95		\$.00
	FAST Act 405e Special Distracted Driving Total		\$34,362.95	\$.00	\$1,500.00	\$1,500.00	\$32,862.95	\$.00	\$.00
	NHTSA Total		\$904,115.89	\$322,397.04	\$880,100.47	\$880,100.47	\$346,412.46	\$.00	\$.00
	Total		\$904,115.89	\$322,397.04	\$880,100.47	\$880,100.47	\$346,412.46	\$.00	\$.00

Page 45